

# GOLFVIEW SHOPPING PLAZA

800 NORTH MILITARY TRAIL  
WEST PALM BEACH, FL 33415



LEASING REPRESENTATIVE:  
ADDRESS:

PHONE:  
EMAIL:

TAYLOR BISHOP  
P.O. BOX 20016  
WEST PALM BEACH, FL 33416  
(561) 968-8668  
LYNREALTY@BELLSOUTH.NET

GOLFVIEW  
SHOPPING  
PLAZA



# AERIAL



LEASING REPRESENTATIVE:  
ADDRESS:

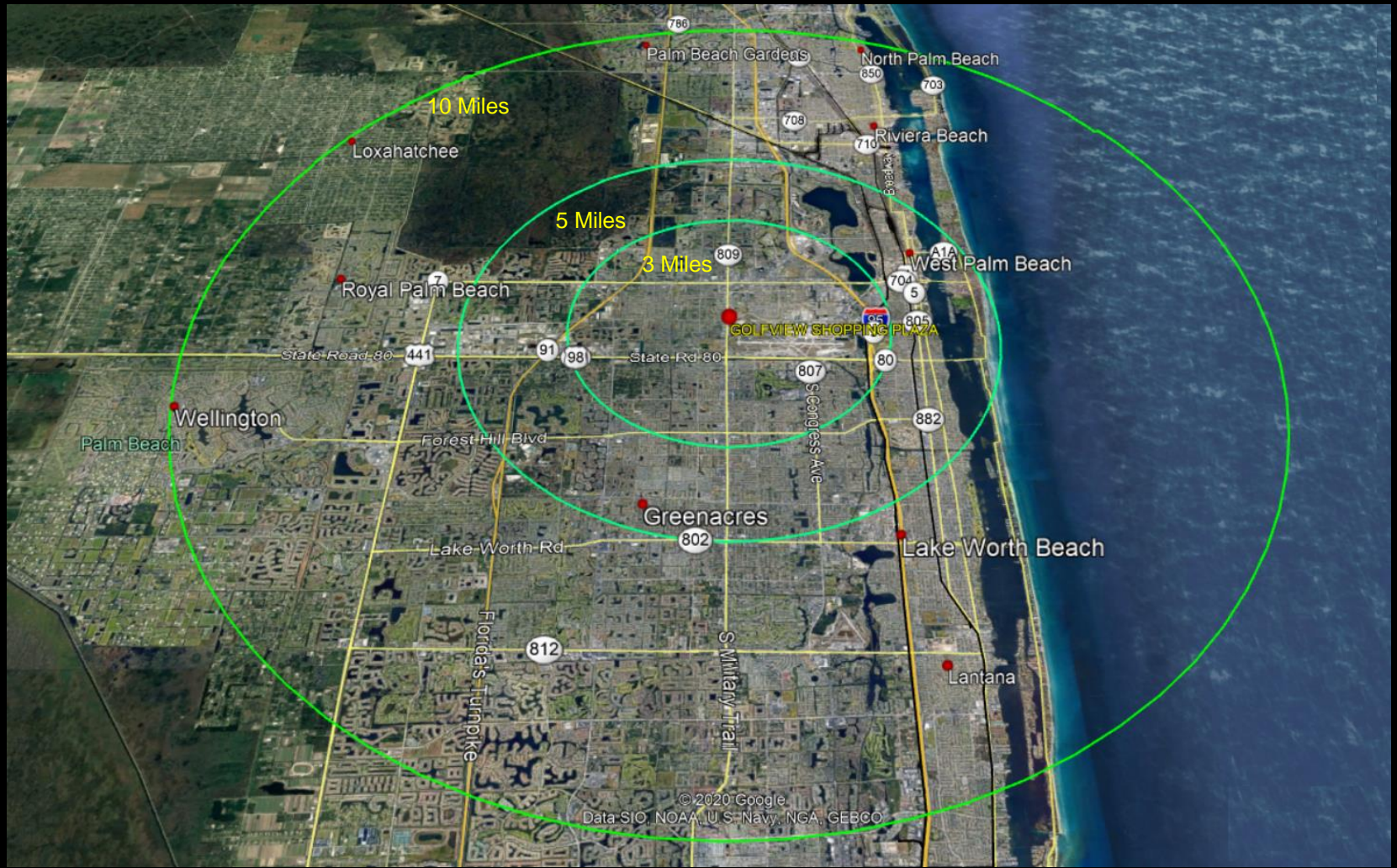
PHONE:  
EMAIL:

TAYLOR BISHOP  
P.O. BOX 20016  
WEST PALM BEACH, FL 33416  
(561) 968-8668  
LYNREALTY@BELLSOUTH.NET

GOLFVIEW  
SHOPPING  
PLAZA



# TRADE AREA



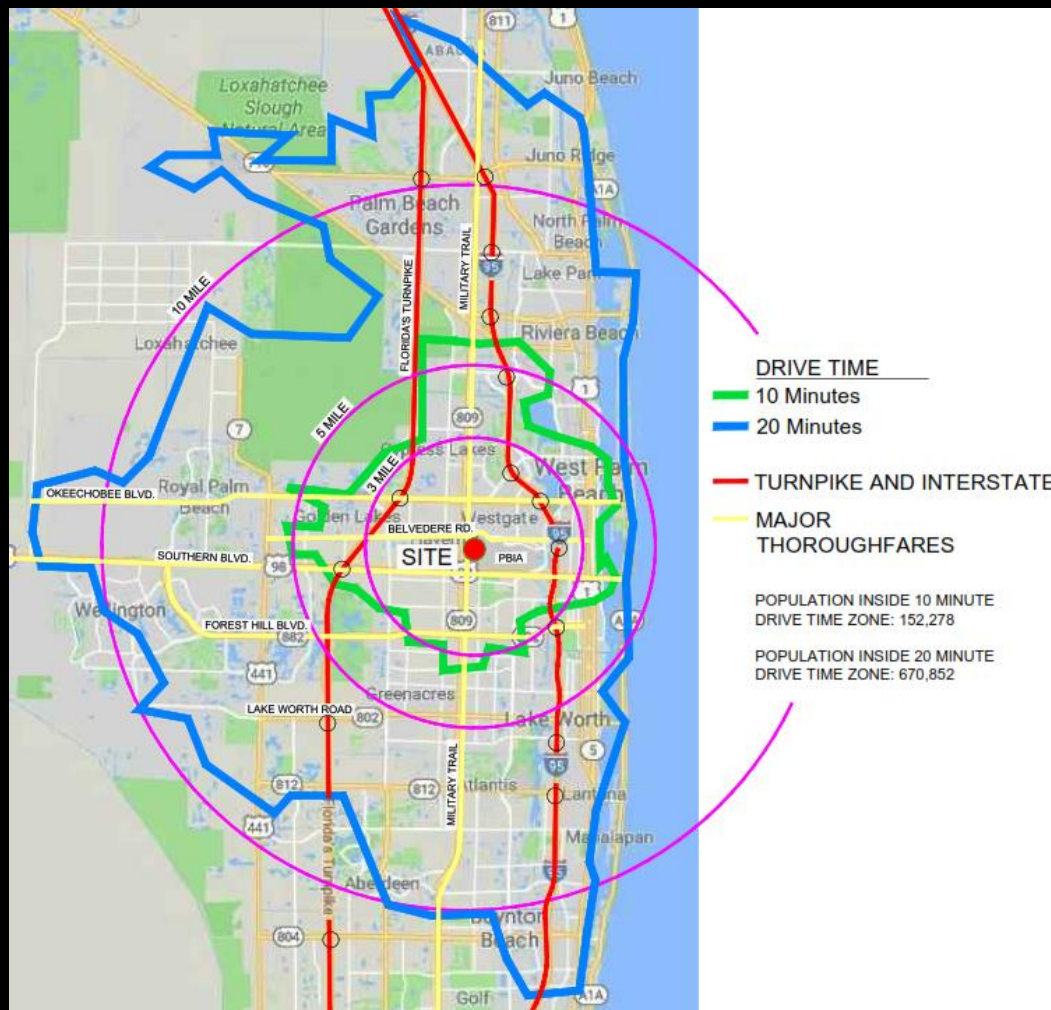
LEASING REPRESENTATIVE:  
ADDRESS:

PHONE:  
EMAIL:

TAYLOR BISHOP  
P.O. BOX 20016  
WEST PALM BEACH, FL 33416  
(561) 968-8668  
LYNREALTY@BELLSOUTH.NET

GOLFVIEW  
SHOPPING  
PLAZA

# Golfview Shopping Plaza Drive Time Analysis & Major Thoroughfares



**LEASING REPRESENTATIVE:**  
**ADDRESS:**

**PHONE:**  
**EMAIL:**

**TAYLOR BISHOP**  
**P.O. BOX 20016**  
**WEST PALM BEACH, FL 33416**  
**(561) 968-8668**  
**LYNREALTY@BELLSOUTH.NET**

**GOLFVIEW  
SHOPPING  
PLAZA**

# DEMOGRAPHICS & TRAFFIC COUNTS

---

<u>DEMOGRAPHICS</u>	<u>1 MILE</u>	<u>3 MILE</u>	<u>5 MILE</u>	<u>10 MILE</u>
POPULATION:	11,762	107,406	275,026	677,691
AVERAGE HH INCOME:	\$45,248	\$47,321	\$55,475	\$67,536
AVERAGE AGE:	29	35	37	40

\*Demographics from ESRI

## 2018 TRAFFIC COUNTS:

<u>ROAD:</u>	<u>FROM:</u>	<u>TO:</u>	<u>DAILY VOLUME (VPD)</u>
BELVEDERE ROAD	HAVERHILL ROAD	MILITARY TRAIL	26,854
MILITARY TRAIL	SOUTHERN BLVD	BELVEDERE ROAD	46,219

\*Traffic Counts from Palm Beach County

---

LEASING REPRESENTATIVE:  
ADDRESS:

PHONE:  
EMAIL:

TAYLOR BISHOP  
P.O. BOX 20016  
WEST PALM BEACH, FL 33416  
(561) 968-8668  
LYNREALTY@BELLSOUTH.NET

GOLFVIEW  
SHOPPING  
PLAZA



# 2018 TRAFFIC COUNTS



**OVER 200,000 TRIPS  
PER DAY OCCUR WITHIN  
ONE MILE OF GOLFPVIEW  
SHOPPING PLAZA!**

LEASING REPRESENTATIVE:  
ADDRESS:

PHONE:  
EMAIL:

TAYLOR BISHOP  
P.O. BOX 20016  
WEST PALM BEACH, FL 33416  
(561) 968-8668  
LYNREALTY@BELLSOUTH.NET

**GOLFPVIEW  
SHOPPING  
PLAZA**

# SITE PHOTOS AND PYLON SIGN LOCATIONS

## AVAILABLE SPACE:

5,375 SQ. FEET (EndCap)

5,400 SQ. FEET (54x100)

ROOFTOP SIGN & SMALL  
PYLON SIGN AVAILABLE

TYPE: INLINE

GLA: +/- 35,000 SQ. FT.

PARKING: 130 SPACES

INGRESS/EGRESS: 2 LEFT  
TURN LANES INTO SITE

FUTURE TRAFFIC LIGHT  
AT GREEN STREET



## STRONG TENANT LIST:

PEPBOYS  
FLORIDA PAINTS  
CYCLE GEAR  
ARMED FORCE CAREER  
CENTER  
LOKANTA  
A BETTER CUT  
DUNKIN DONUTS  
GEICO



LEASING REPRESENTATIVE:  
ADDRESS:

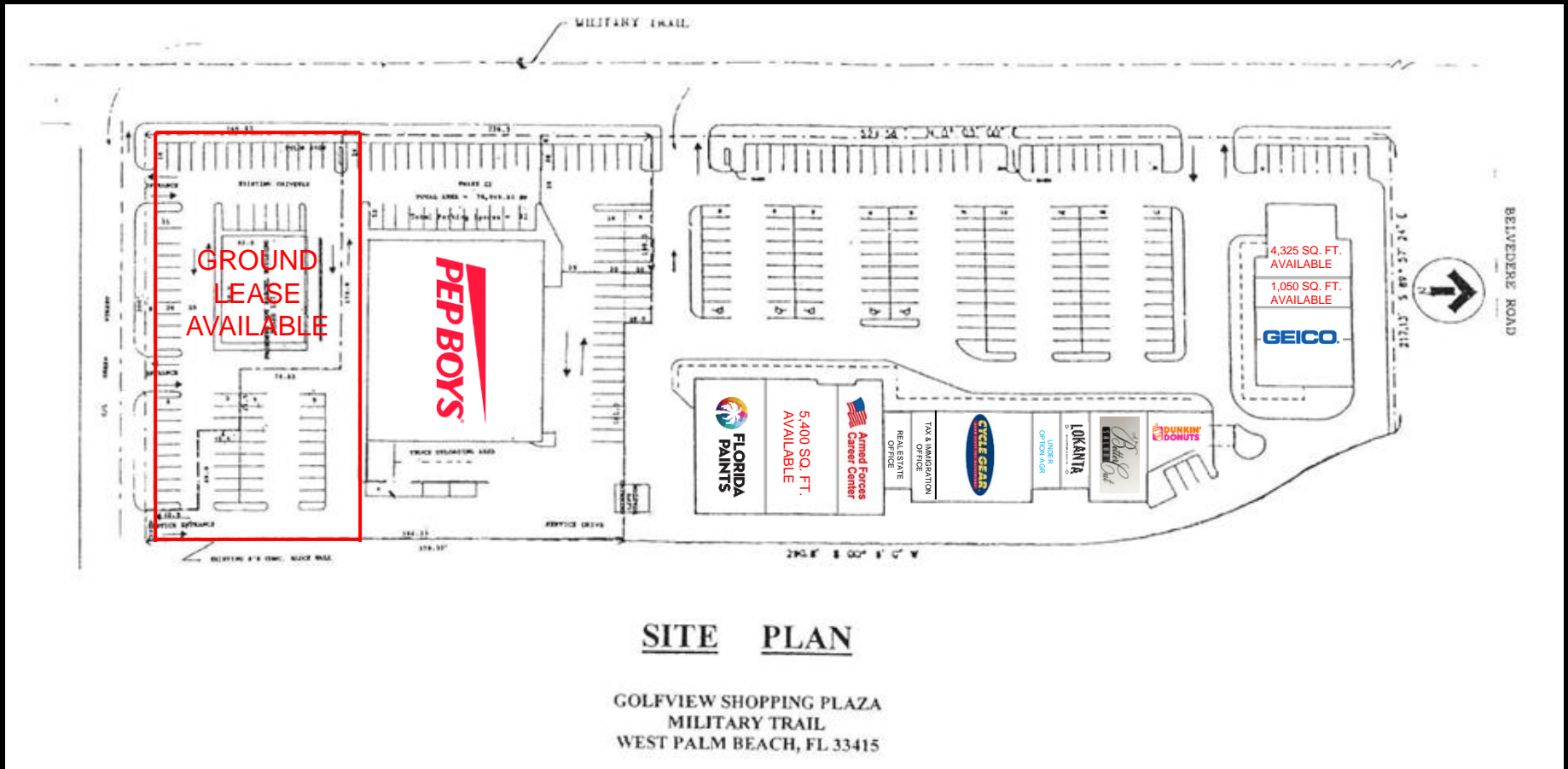
PHONE:  
EMAIL:

TAYLOR BISHOP  
P.O. BOX 20016  
WEST PALM BEACH, FL 33416  
(561) 968-8668  
LYNREALTY@BELLSOUTH.NET

GOLFVIEW  
SHOPPING  
PLAZA



# SITE PLAN



LEASING REPRESENTATIVE:  
ADDRESS:

PHONE:  
EMAIL:

TAYLOR BISHOP  
P.O. BOX 20016  
WEST PALM BEACH, FL 33416  
(561) 968-8668  
LYNREALTY@BELLSOUTH.NET

**GOLFVIEW  
SHOPPING  
PLAZA**