



PETER LAWRENCE COMMERCIAL REAL ESTATE, INC.



## Americas' Gateway Center

10,240

TOTAL SF

WAREHOUSE  
FOR LEASE

AVAILABLE  
IMMEDIATELY

 8850 NW 18TH TERRACE  
DORAL, FL 33172

LEASING RATE  
INQUIRE

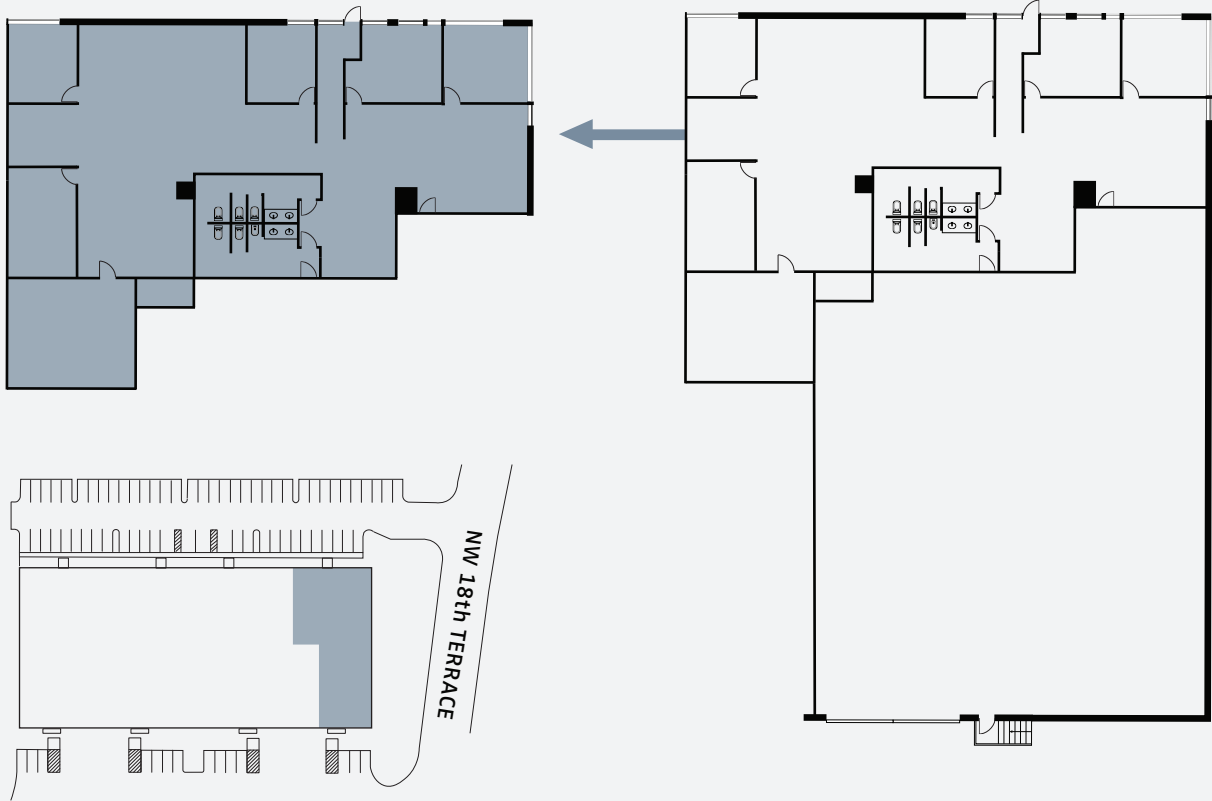
**VSRE**









305-204-7150

[www.vsre.net](http://www.vsre.net)

# PROPERTY FLOOR PLAN



## ADDITIONAL FEATURES

-  10,240 TOTAL SF
-  ± 4,925 SF OFFICE
-  20' CLEAR HEIGHT
-  (2) DOCK HIGH LOADING POSITIONS
-  1:1,000 PARKING RATIO
-  FIRE SPRINKLER SYSTEM

## CONTACT INFORMATION

Carlos Velasquez, SIOR  
Raydel Enrique, SIOR  
Raul Estrada  
Andrea Montejo, CCIM

cvelasquez@vsre.net  
renriquez@vsre.net  
restrada@vsre.net  
amontejo@vsre.net

**VSRE**

**PLC**

PETER LAWRENCE COMMERCIAL REAL ESTATE, INC.



305-204-7150

[www.vsre.net](http://www.vsre.net)