



CLARION PARTNERS

For Lease

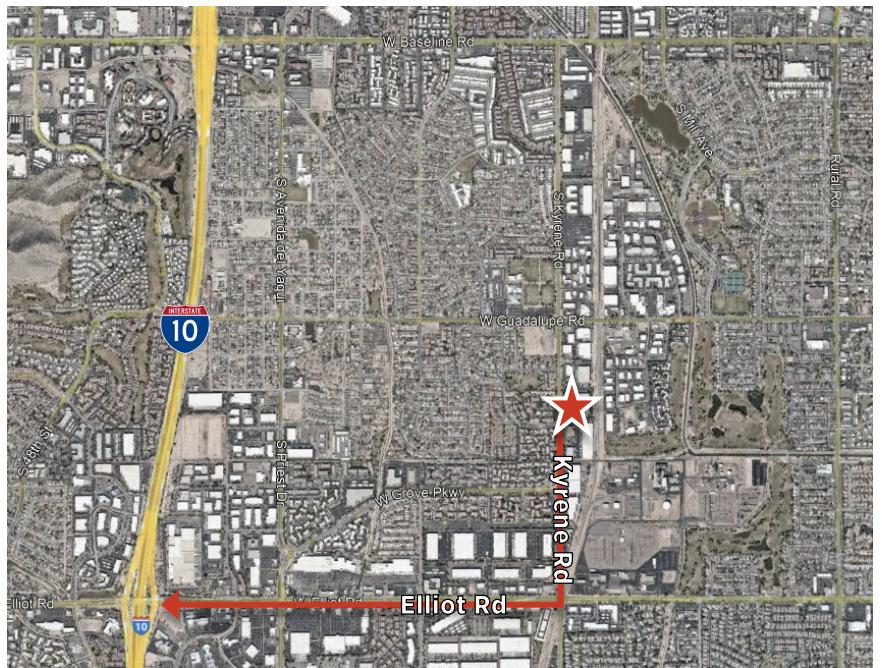
Kyrene Commons South
6655 S Kyrene Road
Tempe, AZ

114,037 Square Feet Available



BUILDING HIGHLIGHTS

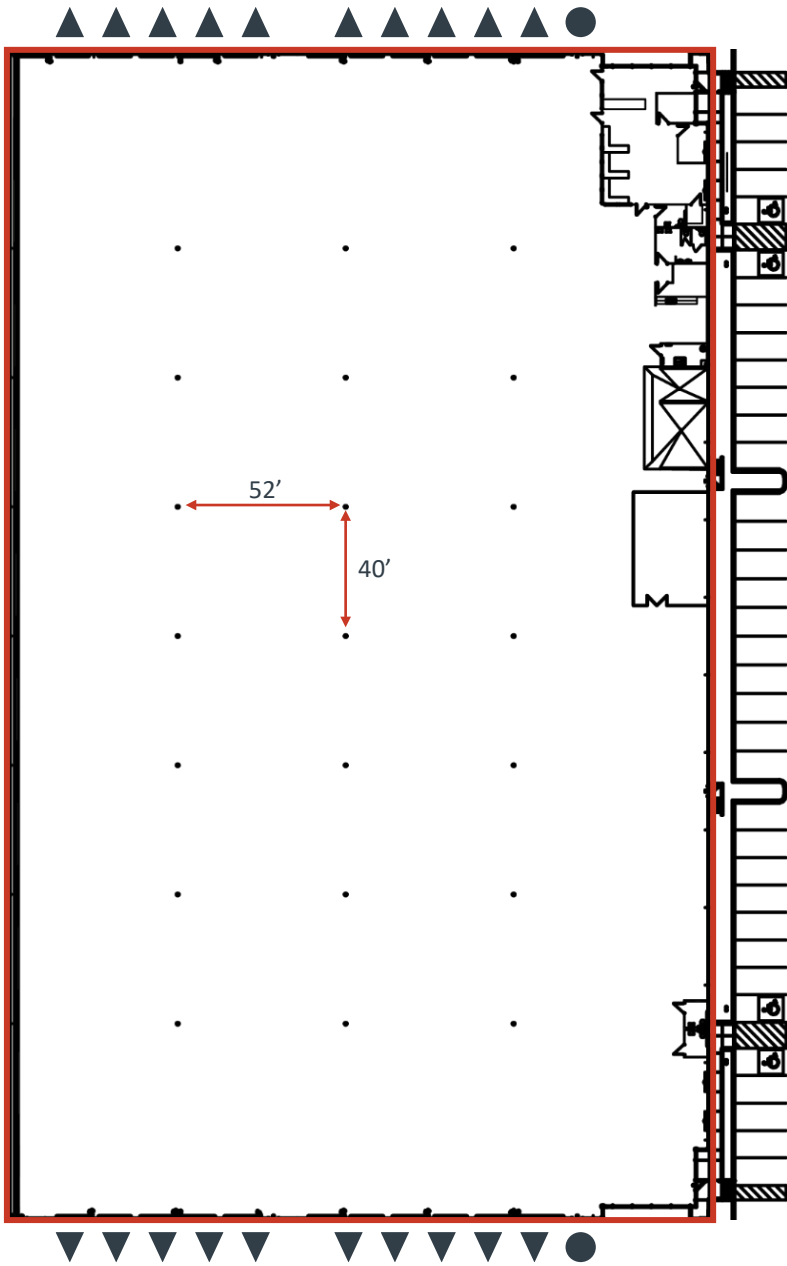
- 156,410 SF building
- 114,037 SF available
 - Suite 101: 35,888 SF
 - Suite 100: 78,149 SF
- 26' clear height
- Dock high and grade level loading
- 52' x 40' column spacing
- ESFR sprinkler system
- Frontage on Kyrene Road
- GID Zoning
- Easy access to full diamond interchange at I-10 Freeway and Elliot Road
- 5 minutes from Sky Harbor International Airport



This information contained herein was obtained from sources deemed reliable and is believed to be true. It has not been verified and as such, cannot be warranted nor form any part of any future contract.



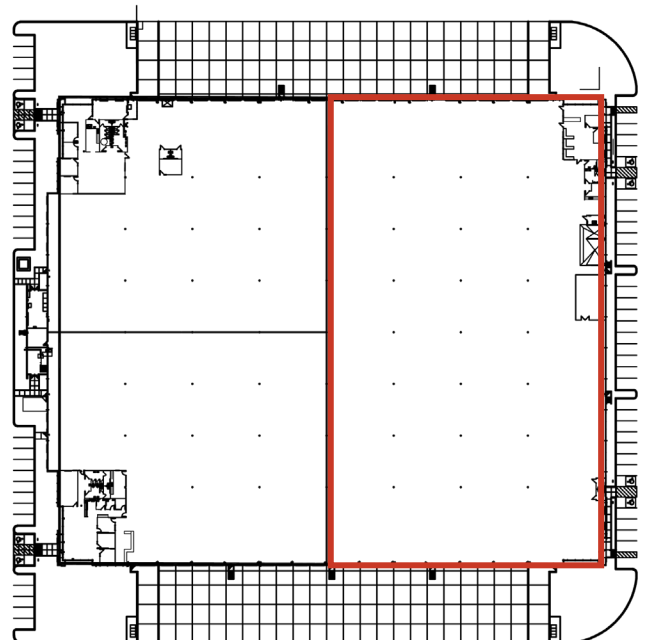
78,149 SF Available



- ▲ Dock High Door
- Grade Level Door

SUITE 100

- 78,149 SF available
- 26' clear height
- 20 dock high doors
- 2 grade level doors
- 52' x 40' column spacing
- ESFR sprinkler system





CLARION PARTNERS

Kyrene Commons South



CLARION PARTNERS

www.clarionpartners.com

For more information on this opportunity, please contact



Steve Larsen, SIOR, CCIM
602.282.6296
Steve.Larsen@jll.com

Kyle Westfall, SIOR
602.451.3057
Kyle.Westfall@jll.com

Steve Sayre
602.999.7720
Steve.Sayre@jll.com

This information contained herein was obtained from sources deemed reliable and is believed to be true. It has not been verified and as such, cannot be warranted nor form any part of any future contract.