



Space Profile for

Unit: #1-A  
Area: 2400 sq ft

Address

301 S. Maplewood St., Ste. 1A  
Greenville, MI 48838



4300 West Cypress St., Suite 160  
Tampa, FL, 33607



6190 Cochran Rd.  
Suite A Solon, OH 44139

**Unit # 1-A**  
**Ground Floor**  
**2,400 SF**

Square footage provided by the customer

**Width**  
**30' - 0"**

**Depth**  
**80' - 0"**

## Revisions

## Floor Plan

**Floor Plan**  
**Prepared 03/26/2025**  
**Unit # 1-A**

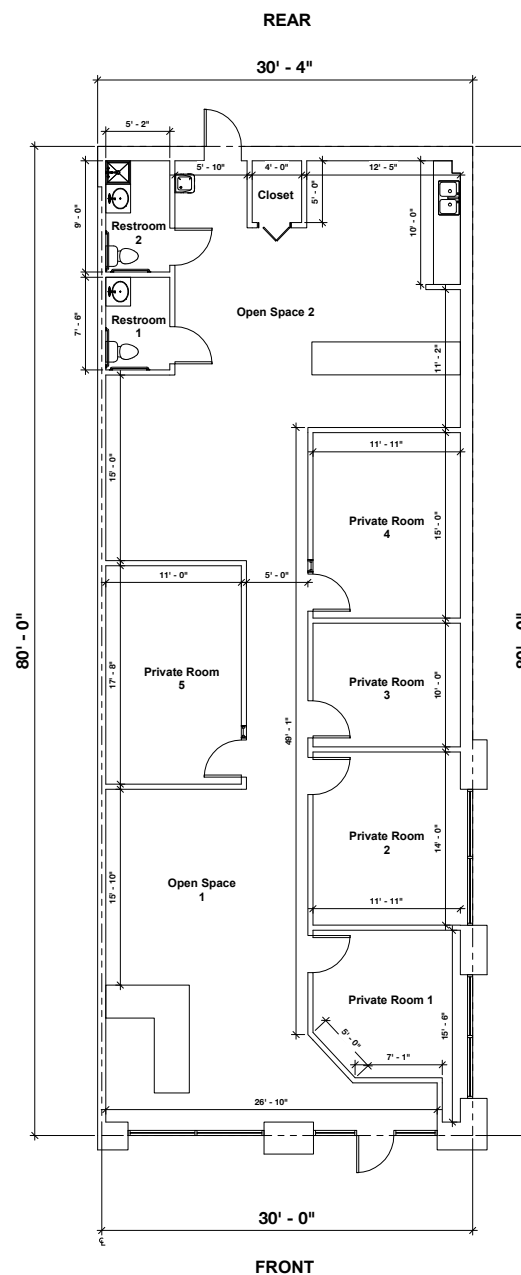
Plans Produced by:  
**ID PLANS**

4300 West Cypress Street, Suite 160,  
Tampa, Florida 33607  
Phone: (866) 657-2545  
ldplans.com



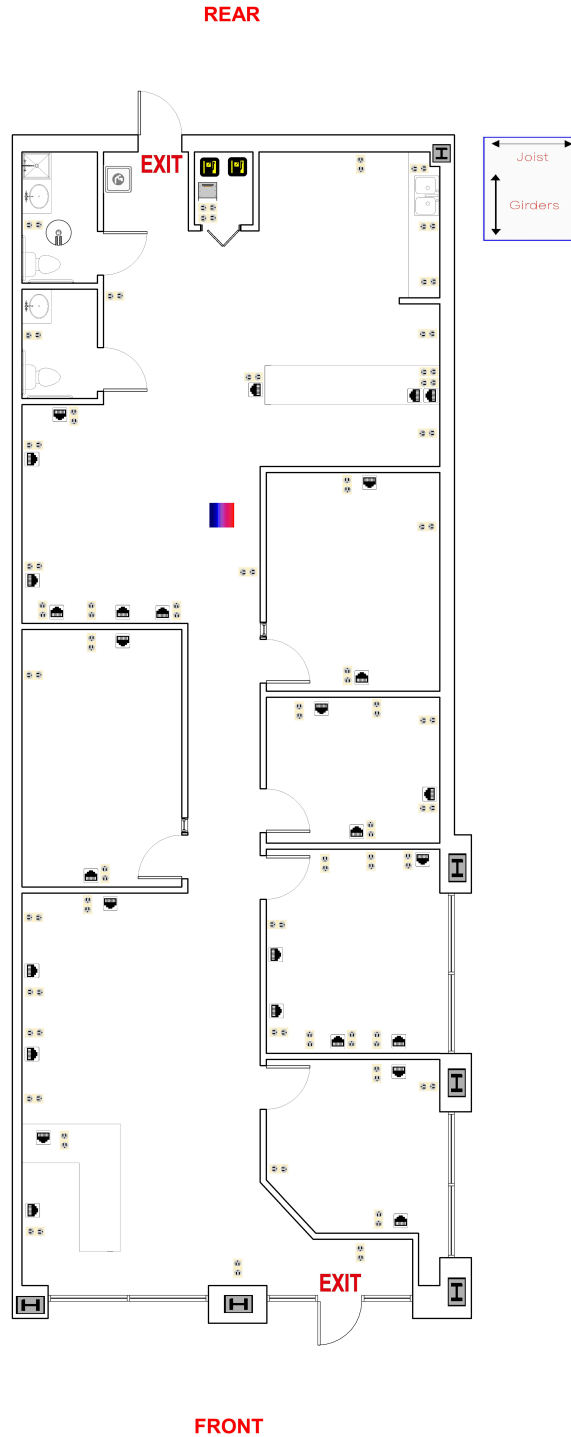
9

Floor plan is for general use and purposes only. ID Plans does not guarantee the accuracy or validity of provided information. Measurements are not intended to be architecturally valid for construction purposes or accepted as replacement for documents, drawings, or media intending or claiming to be structurally accurate, such as blueprints. The property owner has and reserves the right and responsibility to verify, change or alter the provided information at any time for any reason.


















































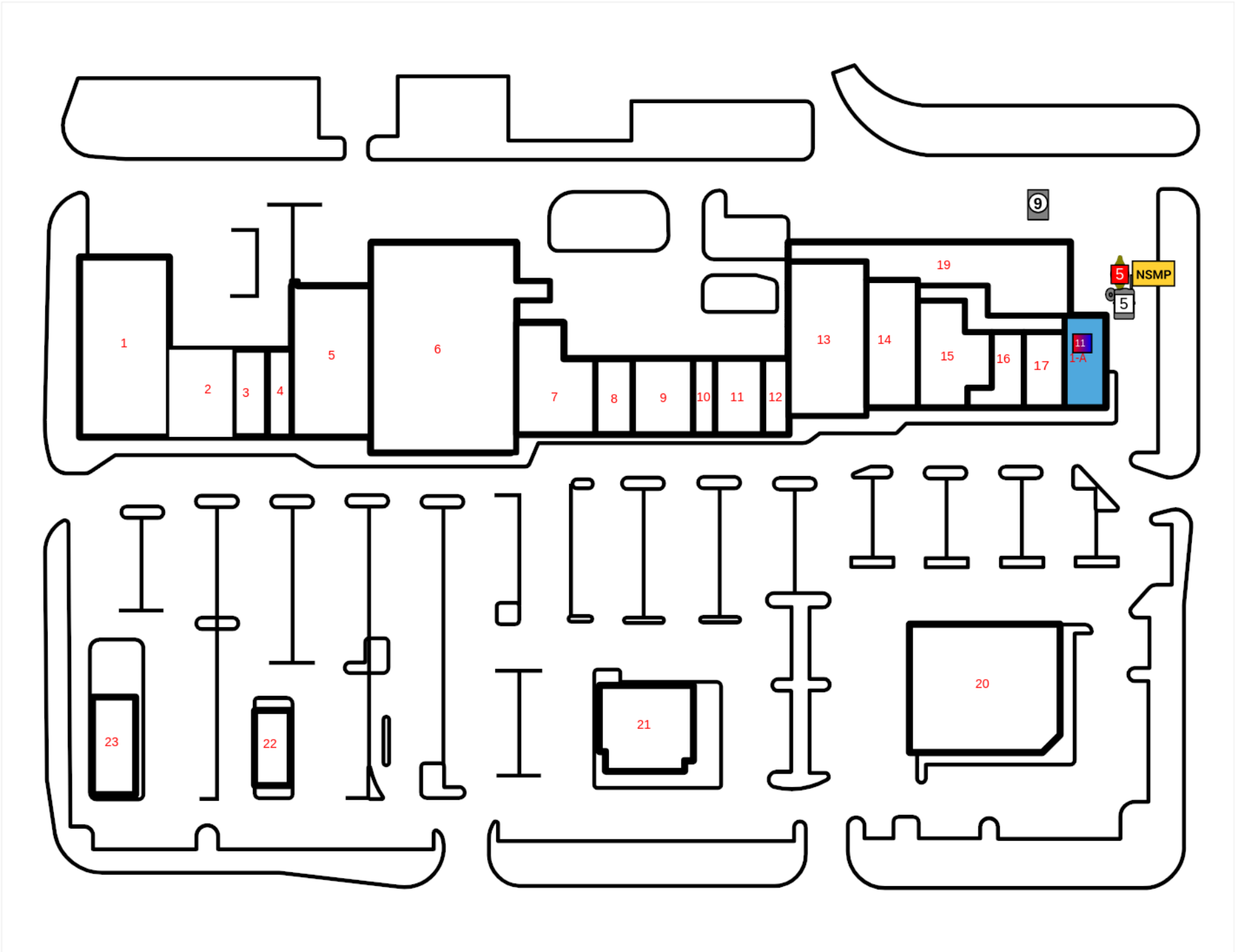
**A1 MAIN FLOOR**

## Virtual Tour



# Legend

|  |                       |   |                          |   |                       |   |                      |
|--|-----------------------|---|--------------------------|---|-----------------------|---|----------------------|
|    | Tenant Water Meter    |    | Air Handler              |    | Rectangular Column    |    | Disconnect           |
|    | Sub Water Meter       |    | HVAC Unit                |    | Appliance Outlet      |    | Freezer              |
|    | House Water Meter     |    | Blank Air Handler        |    | Outlet                |    | Can Light            |
|    | Blank Water Meter     |    | Blank HVAC Unit          |    | Service Panel         |    | Recessed Light       |
|    | Tenant Gas Meter      |    | Vertical Fire Riser      |    | Water Heater          |    | Ceiling Fan w/ Light |
|    | Sub Gas Meter         |    | Horizontal Fire Riser    |    | RJ45                  |    | Ceiling Fan          |
|    | House Gas Meter       |    | Fire Sprinkler           |    | Backflow Preventer    |    | Diffuser             |
|    | Blank Gas Meter       |    | Fire Alarm Pull          |    | Water Fountain        |   | Air Vent             |
|   | Tenant Electric Meter |   | Fire Alarm               |   | Grease Trap           |  | Emergency Light      |
|  | Sub Electric Meter    |  | Fire Extinguisher        |  | Step Down Transformer |  | 4 Bulb Fluorescent   |
|  | House Electric Meter  |  | Thermostat               |  | Floor Drain           |  | 2 Bulb Fluorescent   |
|  | Blank Electric Meter  |  | Fire Alarm Control Panel |  | Tankless Water Heater |  | 1 Bulb Fluorescent   |



Space Overview

| Overview | Actual Square Footage | Measured Depth of Space |
|----------|-----------------------|-------------------------|
|          | 2400 SQFT             | 80' 0"                  |

| Thickness | Front Wall | Rear Wall | Left Wall | Right Wall |
|-----------|------------|-----------|-----------|------------|
|           | 1' 4"      | 1' 3"     | 0' 8"     | 1' 3"      |

| Flooring | Concrete | Carpet       | Tile       | Other       | Unit      | Total        |
|----------|----------|--------------|------------|-------------|-----------|--------------|
|          |          | 1518.99 SQFT | 85.25 SQFT | 548.07 SQFT | 2400 SQFT | 2152.31 SQFT |

|                        |                              |                                     |                                      |
|------------------------|------------------------------|-------------------------------------|--------------------------------------|
| Ceiling<br>Information | Height From Floor To Ceiling | Height From Floor To Bottom Of Deck | Height From Floor To Bottom Of Joist |
|                        | Front: 10' 0" Back: 10' 0"   | Front: 19' 2" Back: 18' 1"          | Front: 18' 3" Back: 16' 5"           |

|                                 |                      |
|---------------------------------|----------------------|
| Ceiling<br>Information<br>Cont. | Clear Ceiling Height |
|                                 | 9' 10"               |

Mechanical

| HVAC | Reference | Manufacturer | Model          | Serial     | Tonnage | Year | Notes |
|------|-----------|--------------|----------------|------------|---------|------|-------|
|      | 1         | BRYANT       | 580FEV103125AA | 1704G11124 | 8.5     | 2004 |       |

| Not Present | Assets Not Present |
|-------------|--------------------|
|             | Air Handler        |

Electric

| Disconnect | Reference | Amps | Location      | UL Number  | Manufacturer | Handle or Breaker | Notes |
|------------|-----------|------|---------------|------------|--------------|-------------------|-------|
|            | 1         | 100  | Rear Exterior | Not Listed | Square D     | Handle            |       |

| Electric Meter | Reference | Meter #  | Location      | Amps | Notes   |
|----------------|-----------|----------|---------------|------|---|
|                | 1         | 40060189 | Rear Exterior |      | Unable to trace conduit. Utility company will not confirm the name on account |

| Service Panel | Reference | Amps | Service Type | Panel Type | Panel UL Number | Manufacturer | Location | Number of Circuit Breakers | Notes |
|---------------|-----------|------|--------------|------------|-----------------|--------------|----------|----------------------------|-------|
|               | 1         | 100  | 120/208      | NQOD       | Not Listed      | Square D     | Closet   |                            |       |
|               | 2         | 125  | 277/480      | NF         | Not Listed      | Square D     | Closet   |                            |       |

| Step<br>Down<br>Transformer | Reference | Size (kVA) | Service Type | Location | Notes  |
|-----------------------------|-----------|------------|--------------|----------|--------|
|                             | 1         | 30         | 480V         | Ceiling  | Closet |

*\*IDPlans does not provide an Ampacity Report\**

Plumbing

| House<br>Water<br>Meter | Reference | Meter #            | Location   | Meter Size | Notes  |
|-------------------------|-----------|--------------------|------------|------------|--|
|                         | 1         | 222606553/02844049 | Riser Room | 2 inch     | 1st Number is the Serial #. 2nd Number is the meter I.D# |

| No Sub<br>Meter<br>Present | Reference | Meter #              | Verified Date | Notes |
|----------------------------|-----------|----------------------|---------------|-------|
|                            | 1         | No Sub Meter Present |               |       |

| Not<br>Present | Assets Not Present |
|----------------|--------------------|
|                | Backflows          |

| Water<br>Fountains | Number of Water Fountains |  |  |  | Location   |  |  | Notes        |  |  |
|--------------------|---------------------------|--|--|--|------------|--|--|--------------|--|--|
|                    | 1                         |  |  |  | Open Space |  |  | Open Space 2 |  |  |

| Water<br>Heater | Reference | Manufacturer | Model   | Serial    | Gallons | Tank | Tankless | Water Line (in) | Location         | Notes |
|-----------------|-----------|--------------|---------|-----------|---------|------|----------|-----------------|------------------|-------|
|                 | 1         | Lochinvar    | JRC006E | ZD3066622 | 6       | Yes  | No       | 3/4"            | Restroom Ceiling |       |

Waste

|             |                    |
|-------------|--------------------|
| Not Present | Assets Not Present |
|             | Grease Trap        |
|             | Grease Container   |

Fire

|             |                          |
|-------------|--------------------------|
| Not Present | Assets Not Present       |
|             | Fire Extinguisher        |
|             | Fire Alarm Control Panel |

|                 |                         |                        |                        |
|-----------------|-------------------------|------------------------|------------------------|
| Sprinkler Heads | Sprinkler Heads Present | Riser Located in Space | Additional Information |
|                 | 19                      | No                     |                        |

Gas

| Gas Meter | Reference | Meter #    | Location      | Size       | Notes   |
|-----------|-----------|------------|---------------|------------|---|
|           | 1         | 4020840528 | Rear Exterior | 1 1/4 inch | Utility company will not confirm the name on account. |

Room

| Restroom | Unit       | Description |
|----------|------------|-------------|
|          | Restroom 2 |             |
|          | Restroom 1 |             |
|          |            |             |