

FOR LEASE

17,800 SF AVAILABLE








3537 DORCHESTER RD, North Charleston, SC 29405

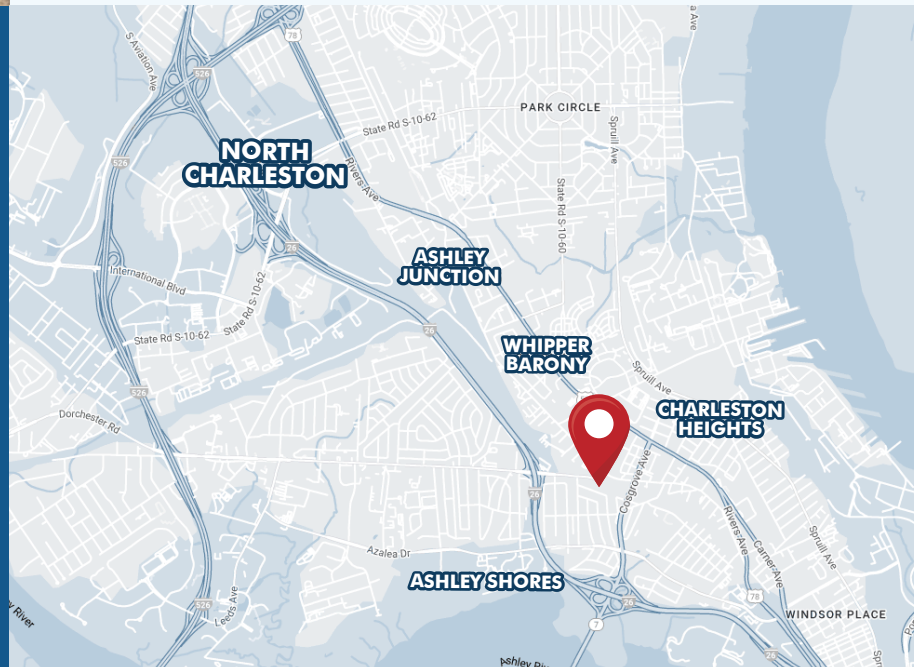
Harbor
COMMERCIAL PARTNERS

3537 DORCHESTER RD, NORTH CHARLESTON, SC 29405

DESCRIPTIC PROPERTY SUMMARY

PROPERTY HIGHLIGHTS

-  Mixture of Warehouse/Showroom, Paved Yard and Covered Storage
-  Immediate Access to I-26
-  Excellent Visibility
-  Secure Outside Storage
-  Infill Location



PROPERTY OVERVIEW

AVAILABLE DATE:	Q2 2025
SQUARE FOOTAGE:	17,800
LEASE RATE:	\$15.85/ SF NNN
OPEX:	\$3.00/SF

SPECIFICATIONS

3537 DORCHESTER RD, NORTH CHARLESTON, SC 29405



BUILDING A:

SIZE	9,800 SF
OFFICE/SHOWROOM SF	4,000 SF
WAREHOUSE SF	5,800 SF
RESTROOMS	Six (6) Total
PARKING	35+
EAVE HEIGHT	20'
CENTER HEIGHT	26'
COLUMNS	Center Line
DRIVE IN DOORS	1 – 12' x 14'
DOCK HIGH LOADIN	2 – 9' x 10'
AIR CONDITIONING	In Office only
LIGHTING	T-12
POWER	Three Phase – 600 Amp
WALLS	Insulated Metal
CEILING	Insulated Metal
SPRINKLER	None

BUILDING B:

SIZE	8,000 SF
OFFICE/SHOWROOM SF	None
WAREHOUSE SF	8,000 SF
RESTROOMS	None
PARKING	35+
EAVE HEIGHT	19.5'
CENTER HEIGHT	21'
COLUMNS	Center Line
DRIVE IN DOORS	2– 12' x 14'
DOCK HIGH LOADIN	None
AIR CONDITIONING	None
LIGHTING	Motion LED
POWER	Three Phase – 200 Amp
WALLS	Insulated Metal
CEILING	Insulated Metal
SPRINKLER	None

3537 DORCHESTER RD, NORTH CHARLESTON, SC 29405

LOCATION MAP





LEASING CONTACTS:

Todd Garrett, CCIM, SIOR
Managing Partner
+1.843.408.8846
todd.garrett@
harborcommercialpartners.com

Tradd Varner, SIOR
Partner
+1.843.532.1684
tradd.varner@
harborcommercialpartners.com

Crawford Riddle
Associate
+1.864.423.4973
crawford.riddle@
harborcommercialpartners.com

Harbor
COMMERCIAL PARTNERS

harborcommercialpartners.com