

# 50,426 SF OF INDUSTRIAL SPACE AVAILABLE NOW FOR SUBLEASE

5040 JOANNE KEARNEY BLVD. TAMPA, FL 33619

**LEE &  
ASSOCIATES**

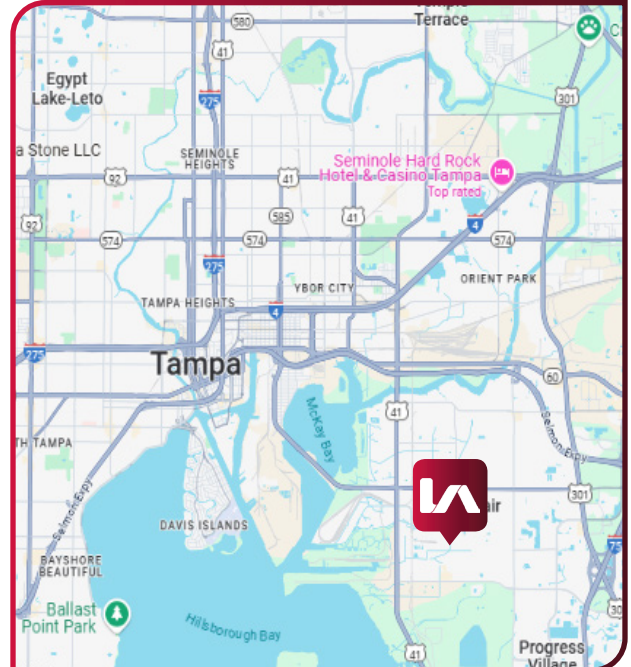
COMMERCIAL REAL ESTATE SERVICES  
TAMPA BAY

**PRIME SUBLEASE  
OPPORTUNITY  
THROUGH 8/31/31**



## PROPERTY OVERVIEW

<b>SUBLEASE EXPIRATION:</b>	8/31/31
<b>RENTAL RATE:</b>	\$9.75/SF NNN
<b>TOTAL SIZE:</b>	50,426 SF
<b>OFFICE SF:</b>	3,300 SF
<b>CLEAR HEIGHT:</b>	24'
<b>LOADING:</b>	16 Dock-High Doors w/ Pit Levelers 1 Drive-In Ramp
<b>TRUCK COURT:</b>	175' Shared
<b>WAREHOUSE LIGHTING:</b>	T5 High Efficiency
<b>PARKING:</b>	1.4/1,000 SF
<b>SPRINKLER:</b>	ESFR



Erika Thompson, SIOR  
ethompson@lee-associates.com  
813 215 4312



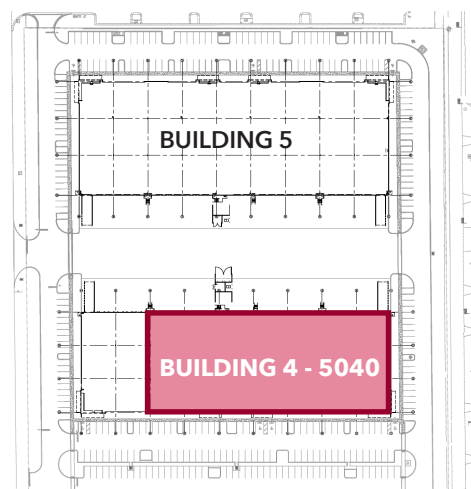
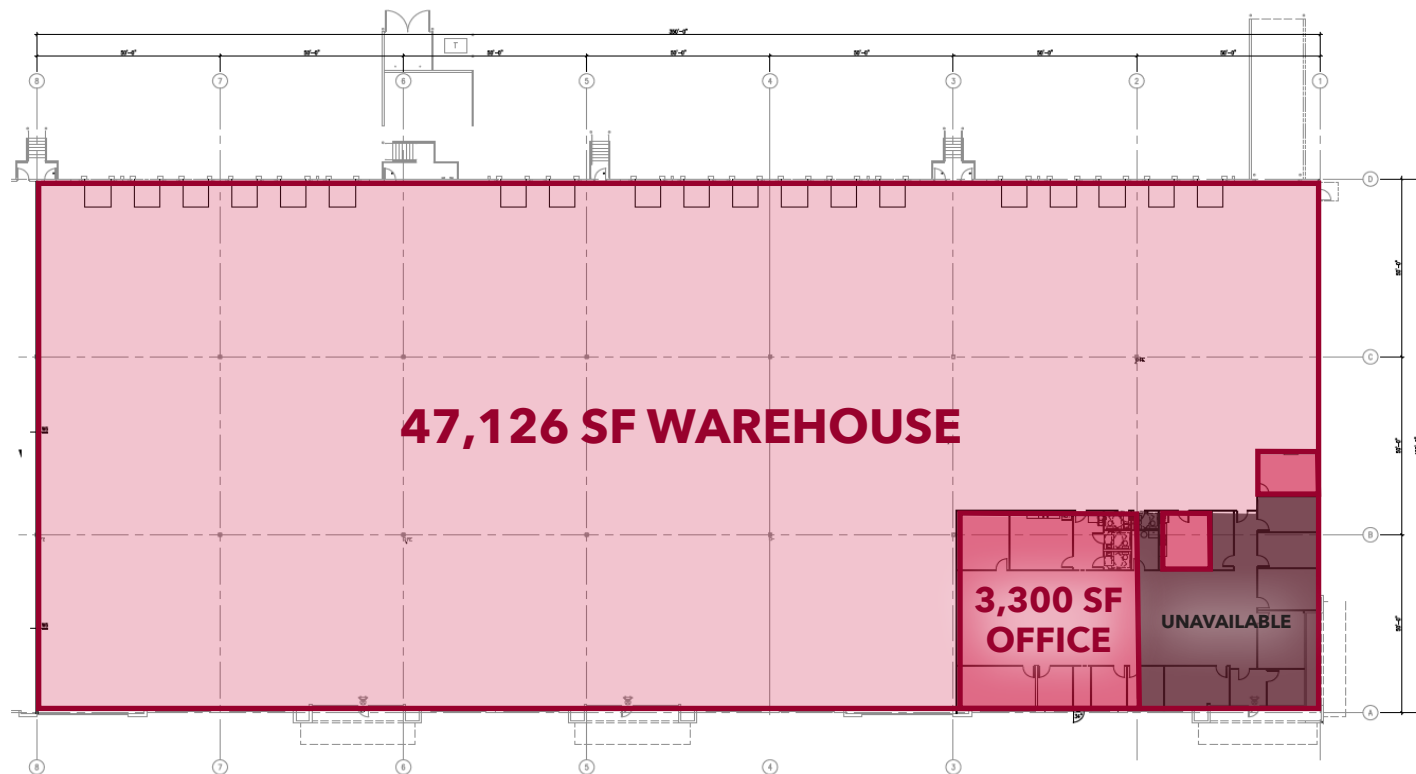
# 50,426 SF OF INDUSTRIAL SPACE AVAILABLE NOW FOR SUBLEASE

5040 JOANNE KEARNEY BLVD. TAMPA, FL 33619



**LEE &  
ASSOCIATES**

COMMERCIAL REAL ESTATE SERVICES  
TAMPA BAY



Erika Thompson, SIOR  
ethompson@lee-associates.com  
813 215 4312



All information furnished regarding property for sale, rental or financing is from sources deemed reliable, but no warranty or representation is made to the accuracy thereof and same is submitted to errors, omissions, change of price, rental or other conditions prior to sale, lease or financing or withdrawal without notice. No liability of any kind is to be imposed on the broker herein.