

AVAILABLE SPACE IN NORTH I-25 CORRIDOR

5741 MIDWAY PARK NE

FOR
SUBLEASE



FOR SUBLEASE

- » \$14.00/SF Full Service
+ Janitorial
- » Available - Approx. 9,000± SF
- » Master Lease Exp. 1/31/29

FEATURES

- » Conveniently located off I-25 at the Jefferson exit
 - » Major area tenants include Cinemark Century Rio Plex 24, Lovelace Medical Group & Concentra Urgent Care
- *Building signage subject to landlord approval*

CONTACT

STACEY NENNINGER, CCIM
✉ stacey@argusinvestmentrealty.com
☎ 505.855.7608

FOR SUBLEASE | 5741 Midway Park Blvd NE, Albuquerque, NM 87109

ARGUSINVESTMENTREALTY.COM



AVAILABLE SPACE IN NORTH I-25 CORRIDOR

PHOTOS

FOR
SUBLEASE



Large Open Workspace



Conference Room



Individual Offices



Break Room

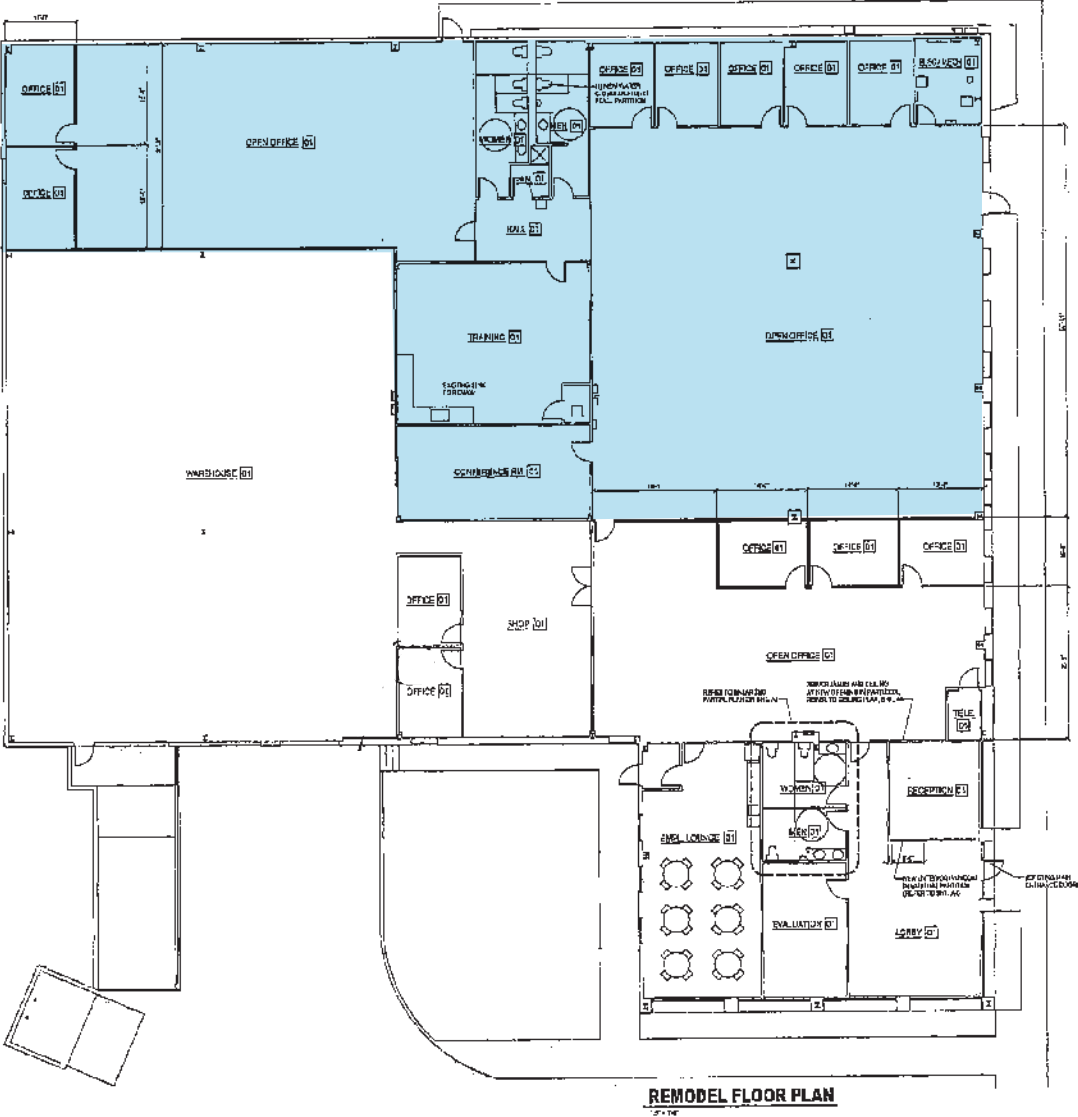


Additional Workspace

AVAILABLE SPACE IN NORTH I-25 CORRIDOR

FLOOR PLAN

**FOR
SUBLEASE**

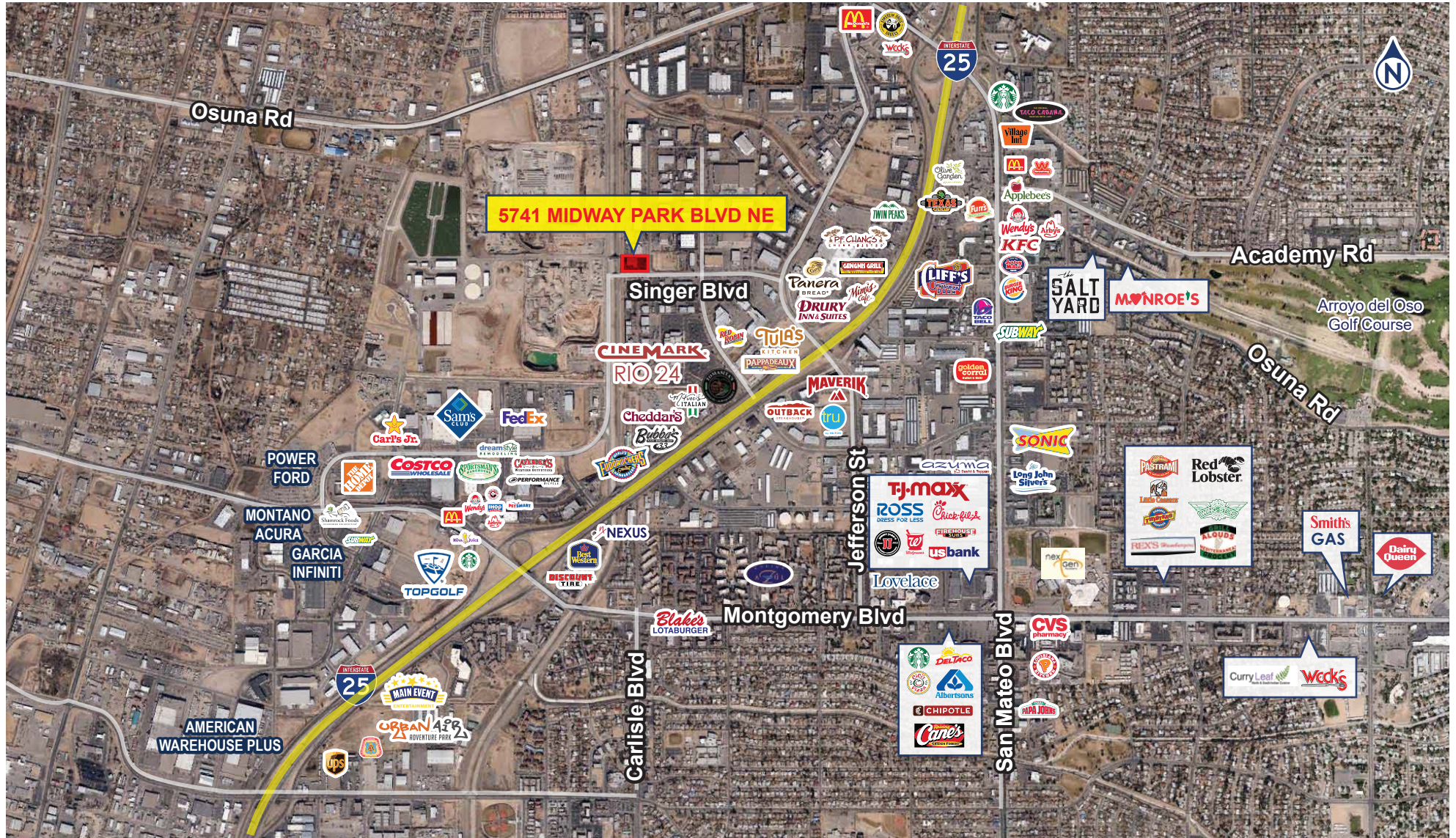


**APPROXIMATELY
9,000± SF**

AVAILABLE SPACE IN NORTH I-25 CORRIDOR

AREA OVERVIEW

FOR
SUBLEASE



FOR SUBLEASE | 5741 Midway Park Blvd NE, Albuquerque, NM 87109

ARGUSINVESTMENTREALTY.COM



AVAILABLE SPACE IN NORTH I-25 CORRIDOR

FOR
SUBLEASE

DRIVE TIME



5 MINUTE DRIVE TIME



Population - 13,992



Avg HH Income - \$70,789



10 MINUTE DRIVE TIME



Population - 102,933



Avg HH Income - \$85,700



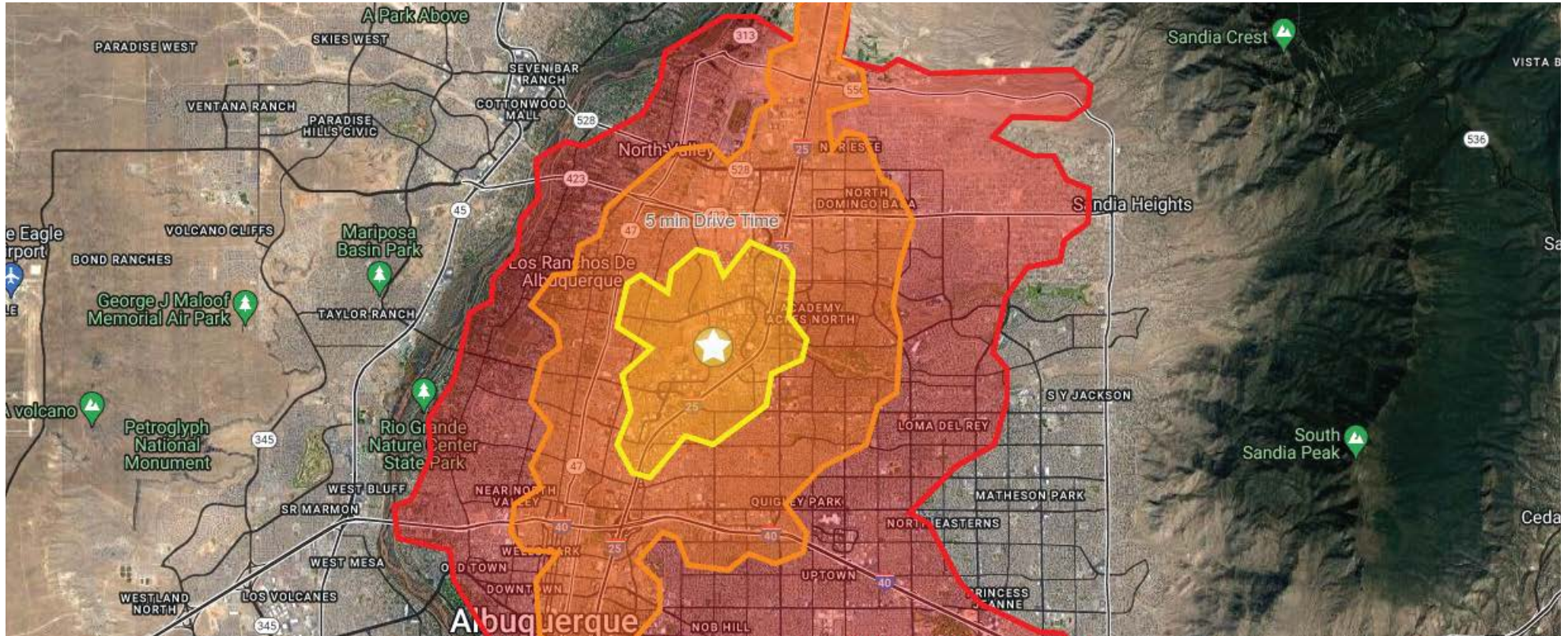
15 MINUTE DRIVE TIME



Population - 250,608



Avg HH Income - \$94,417



FOR SUBLEASE | 5741 Midway Park Blvd NE, Albuquerque, NM 87109

ARGUSINVESTMENTREALTY.COM

