

*Medical
Space
Available*

Meadows & Ohly



Spivey Station Physicians Center

7823 Spivey Station Blvd | Jonesboro, GA 30236

EXECUTIVE SUMMARY

Spivey Station Physicians Center

Spivey Station Physicians Center is a 60,000 SF multi-specialty medical office building located off Highway 138. With nearby access to I-75 and I-675, Spivey Station provides patients with a convenient, fully integrated healthcare experience.

- Class A Medical Office Building
- Synergistic Tenant Mix
- Dynamic Referral Pattern Amongst Tenants
- Access to ASC and Imaging
- Second Generation Clinical Space Readily Available
- First Generation, Fully Customizable Space Also Available



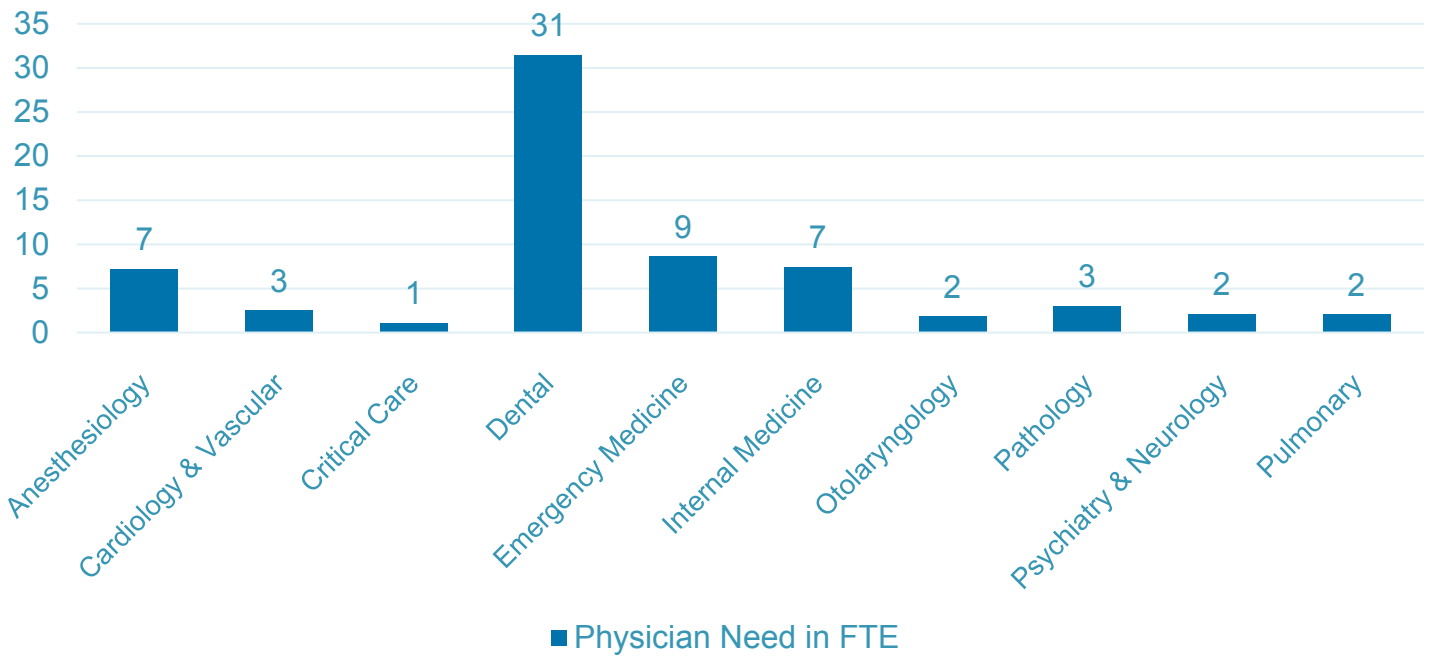
LOCATION HIGHLIGHTS



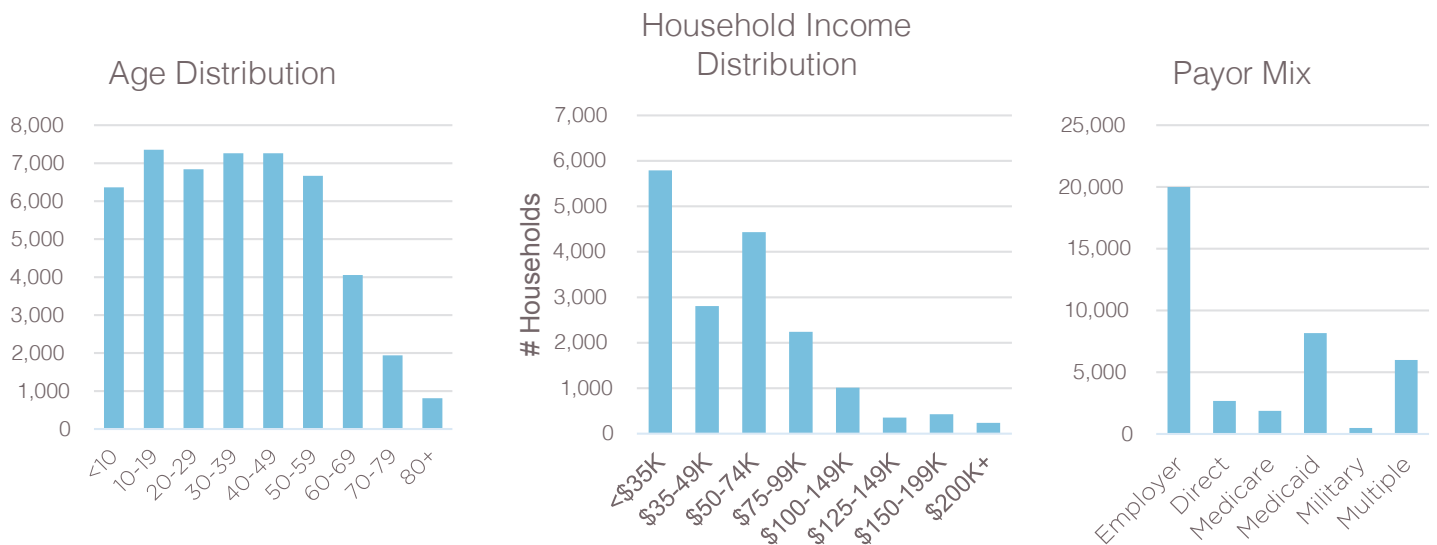
7823 Spivey Station Blvd
Jonesboro, GA 30236

DEMOGRAPHICS

Physician Demand by Specialty (3 mile radius)

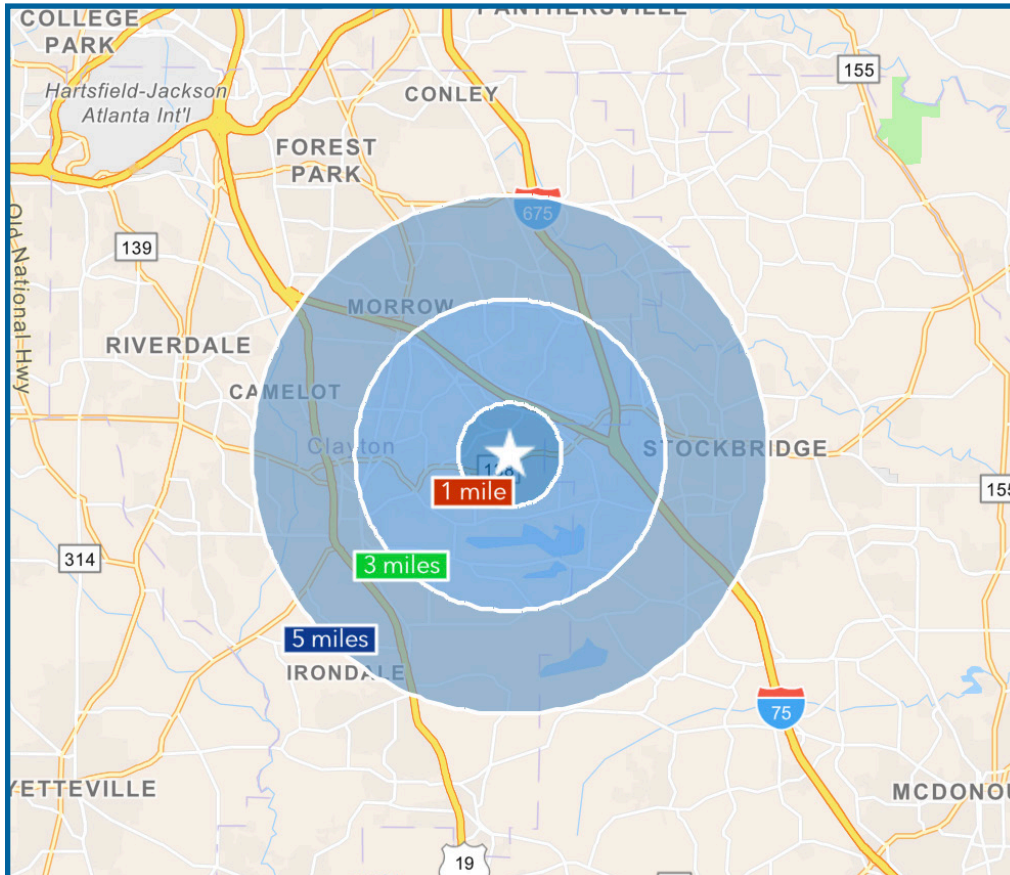


Demographics (3 mile radius)








Source: Revista - October 2019






DEMOGRAPHICS CONTINUED








1 Mile Radius

	Population 4,380
	Average Household Income \$73,149
	Median Age 35
	Total Households 1,440
	Number of People Per HH 3

3 Mile Radius

	Population 50,729
	Average Household Income \$64,501
	Median Age 33
	Total Households 17,650
	Number of People Per HH .9

5 Mile Radius

	Population 137,875
	Average Household Income \$58,643
	Median Age 32
	Total Households 45,865
	Number of People Per HH 3

Meadows & Ohly

For more information on the Spivey Station Physicians Center opportunity, please contact:

Brandon Wallace

SVP, Brokerage Services

(470) 485-8601

brandon.wallace@meadowsandohly.com

C.T. Voyles

Director, Brokerage Services

(470) 485-8608

c.voyles@meadowsandohly.com

