

Stanley, NC Warehouse

3832 Charles Raper Jonas Hwy, Stanley NC 28164

O F F E R I N G M E M O R A N D U M



Prepared By:

Morgan Hamer

Broker in Charge

(704) 942-0983

Morgan@NewLeafBrokerage.com

Lic: 297378

Todd Little

Managing Director & Broker

(803) 610-1540

Todd@NewLeafBrokerage.com



BUSINESS SALES | COMMERCIAL REAL ESTATE
M&A ADVISORY

OFFERING SUMMARY

ADDRESS	3832 Charles Raper Jonas Hwy Stanley NC 28164
COUNTY	Gaston
BUILDING SF	16,472 SF
LAND ACRES	2.16

FINANCIAL SUMMARY

PRICE	\$950,000
PRICE PSF	\$57.67

DEMOGRAPHICS

	1 MILE	3 MILE	5 MILE
--	--------	--------	--------

2023 Population	1,167	10,780	23,238
2023 Median HH Income	\$54,131	\$57,714	\$60,605
2023 Average HH Income	\$71,224	\$77,661	\$80,806

- Value-Add or owner-user opportunity and priced accordingly.
- Great for Multi-Tenant or Single-Tenant configuration.
- Features 4 separate warehouse locations and 2 separate office locations on the site.
- Fully fenced with direct Hwy 27 road frontage.
- Usable land to expand yard storage or parking.
- Warehouse spaces include 16' and 12' clearance heights.
- Heavy power available in building.



PROPERTY FEATURES

BUILDING SF	16,472
LAND ACRES	2.16
# OF PARCELS	1
ZONING TYPE	I-2 with CH Overlay
NUMBER OF BUILDINGS	2
CEILING HEIGHT	11.5-16 Ft
FENCED YARD	Yes





POPULATION	1 MILE	3 MILE	5 MILE
2000 Population	1,108	9,485	19,568
2010 Population	1,169	10,320	21,533
2023 Population	1,167	10,780	23,238
2028 Population	1,155	10,889	23,396
2023-2028: Population: Growth Rate	-1.05 %	1.00 %	0.70 %

2023 HOUSEHOLD INCOME	1 MILE	3 MILE	5 MILE
less than \$15,000	55	382	846
\$15,000-\$24,999	29	300	675
\$25,000-\$34,999	73	379	792
\$35,000-\$49,999	64	744	1,326
\$50,000-\$74,999	143	918	1,911
\$75,000-\$99,999	59	606	1,499
\$100,000-\$149,999	57	650	1,351
\$150,000-\$199,999	21	255	555
\$200,000 or greater	13	121	333
Median HH Income	\$54,131	\$57,714	\$60,605
Average HH Income	\$71,224	\$77,661	\$80,806

HOUSEHOLDS	1 MILE	3 MILE	5 MILE
2000 Total Housing	468	3,829	7,743
2010 Total Households	479	3,959	8,241
2023 Total Households	514	4,356	9,290
2028 Total Households	513	4,433	9,440
2023 Average Household Size	2.27	2.46	2.48
2000 Owner Occupied Housing	362	2,827	5,932
2000 Renter Occupied Housing	80	756	1,423
2023 Owner Occupied Housing	406	3,438	7,537
2023 Renter Occupied Housing	108	918	1,753
2023 Vacant Housing	37	339	641
2023 Total Housing	551	4,695	9,931
2028 Owner Occupied Housing	410	3,553	7,771
2028 Renter Occupied Housing	103	880	1,669
2028 Vacant Housing	41	330	639
2028 Total Housing	554	4,763	10,079
2023-2028: Households: Growth Rate	-0.20 %	1.75 %	1.60 %



Source: esri

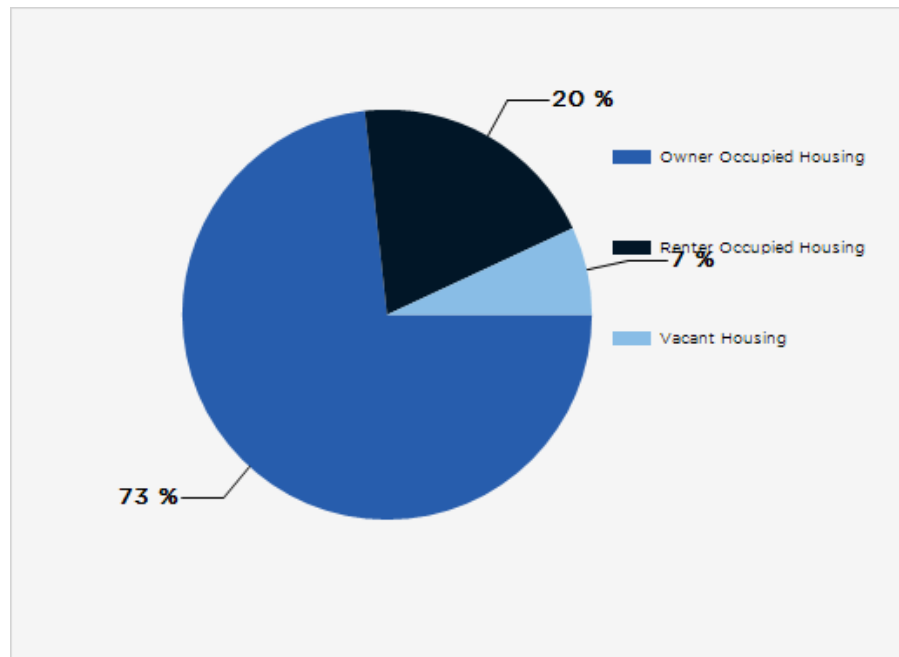
2023 POPULATION BY AGE	1 MILE	3 MILE	5 MILE
2023 Population Age 30-34	86	725	1,522
2023 Population Age 35-39	73	681	1,420
2023 Population Age 40-44	87	754	1,538
2023 Population Age 45-49	75	722	1,552
2023 Population Age 50-54	78	724	1,596
2023 Population Age 55-59	69	687	1,652
2023 Population Age 60-64	90	792	1,762
2023 Population Age 65-69	93	754	1,659
2023 Population Age 70-74	66	592	1,321
2023 Population Age 75-79	35	355	837
2023 Population Age 80-84	19	203	452
2023 Population Age 85+	12	140	328
2023 Population Age 18+	925	8,496	18,529
2023 Median Age	42	42	44

2023 INCOME BY AGE	1 MILE	3 MILE	5 MILE
Median Household Income 25-34	\$56,518	\$61,445	\$63,801
Average Household Income 25-34	\$71,821	\$77,309	\$79,758
Median Household Income 35-44	\$61,745	\$71,760	\$75,393
Average Household Income 35-44	\$82,728	\$92,435	\$95,332
Median Household Income 45-54	\$63,022	\$74,582	\$77,113
Average Household Income 45-54	\$83,575	\$91,818	\$93,602
Median Household Income 55-64	\$57,846	\$61,392	\$65,416
Average Household Income 55-64	\$79,831	\$82,615	\$87,433
Median Household Income 65-74	\$46,739	\$47,081	\$50,933
Average Household Income 65-74	\$59,405	\$64,479	\$69,820
Average Household Income 75+	\$39,908	\$50,787	\$53,156

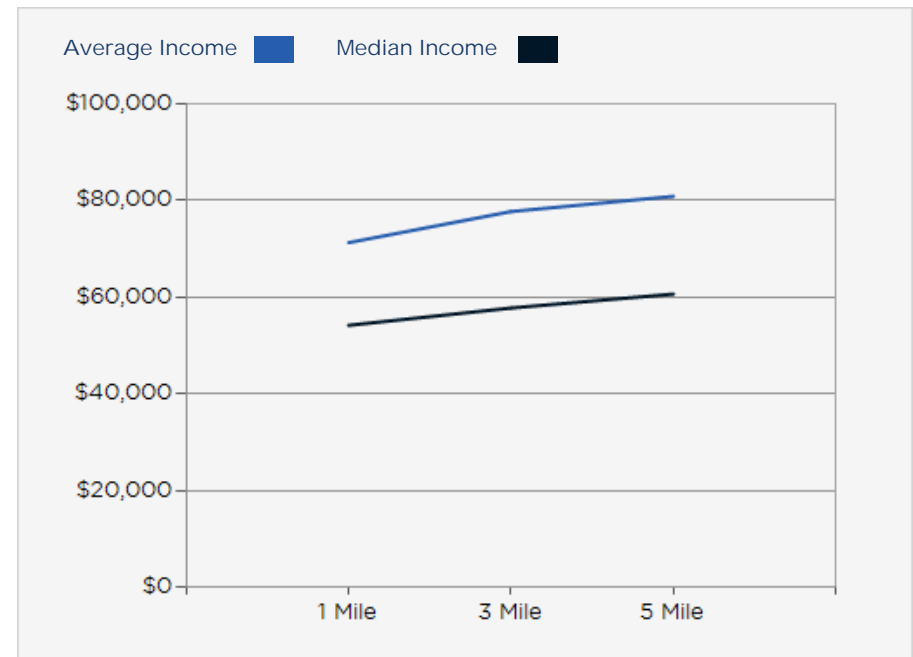
2028 POPULATION BY AGE	1 MILE	3 MILE	5 MILE
2028 Population Age 30-34	76	702	1,419
2028 Population Age 35-39	78	746	1,626
2028 Population Age 40-44	82	703	1,462
2028 Population Age 45-49	76	744	1,549
2028 Population Age 50-54	76	713	1,540
2028 Population Age 55-59	62	660	1,547
2028 Population Age 60-64	82	751	1,687
2028 Population Age 65-69	81	724	1,639
2028 Population Age 70-74	86	691	1,486
2028 Population Age 75-79	43	452	1,066
2028 Population Age 80-84	25	266	638
2028 Population Age 85+	16	178	418
2028 Population Age 18+	918	8,602	18,664
2028 Median Age	43	43	45

2028 INCOME BY AGE	1 MILE	3 MILE	5 MILE
Median Household Income 25-34	\$65,990	\$72,673	\$75,552
Average Household Income 25-34	\$84,075	\$89,883	\$92,963
Median Household Income 35-44	\$69,558	\$81,847	\$84,719
Average Household Income 35-44	\$97,047	\$107,168	\$110,287
Median Household Income 45-54	\$75,781	\$87,550	\$88,718
Average Household Income 45-54	\$98,861	\$107,358	\$109,767
Median Household Income 55-64	\$68,393	\$75,146	\$78,330
Average Household Income 55-64	\$98,404	\$99,956	\$103,849
Median Household Income 65-74	\$54,165	\$54,777	\$58,904
Average Household Income 65-74	\$73,355	\$77,281	\$84,231
Average Household Income 75+	\$49,434	\$64,038	\$65,949

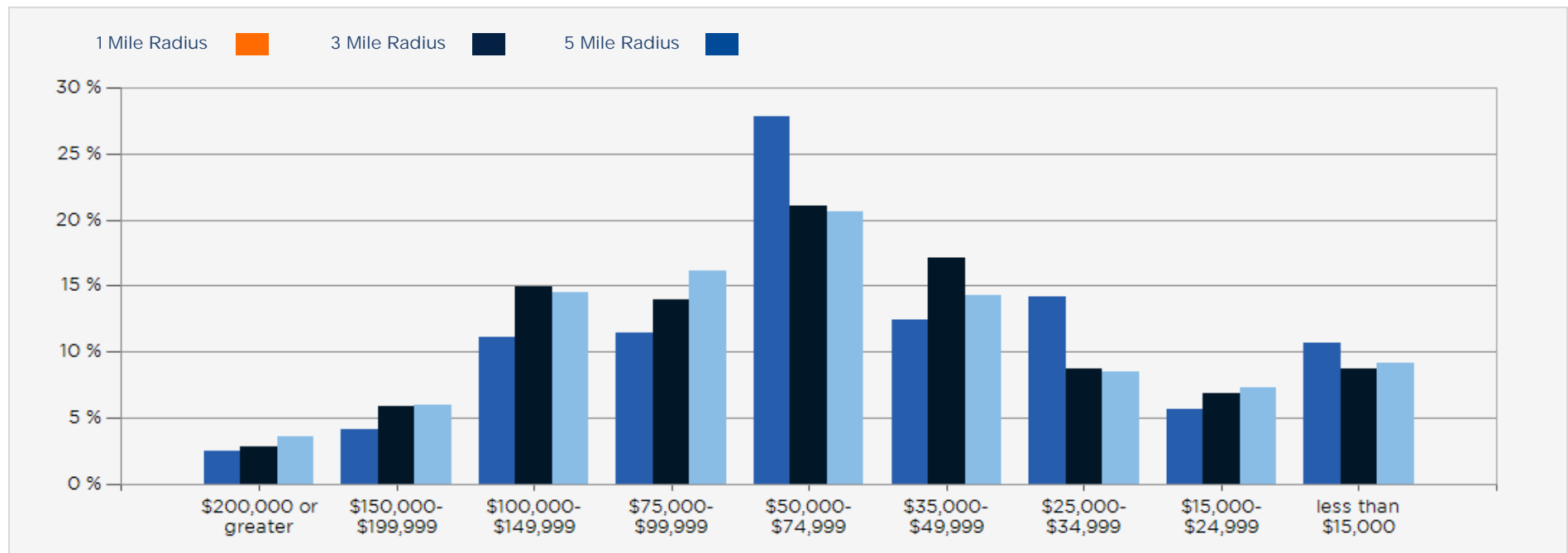
2023 Household Occupancy - 1 Mile Radius



2023 Household Income Average and Median

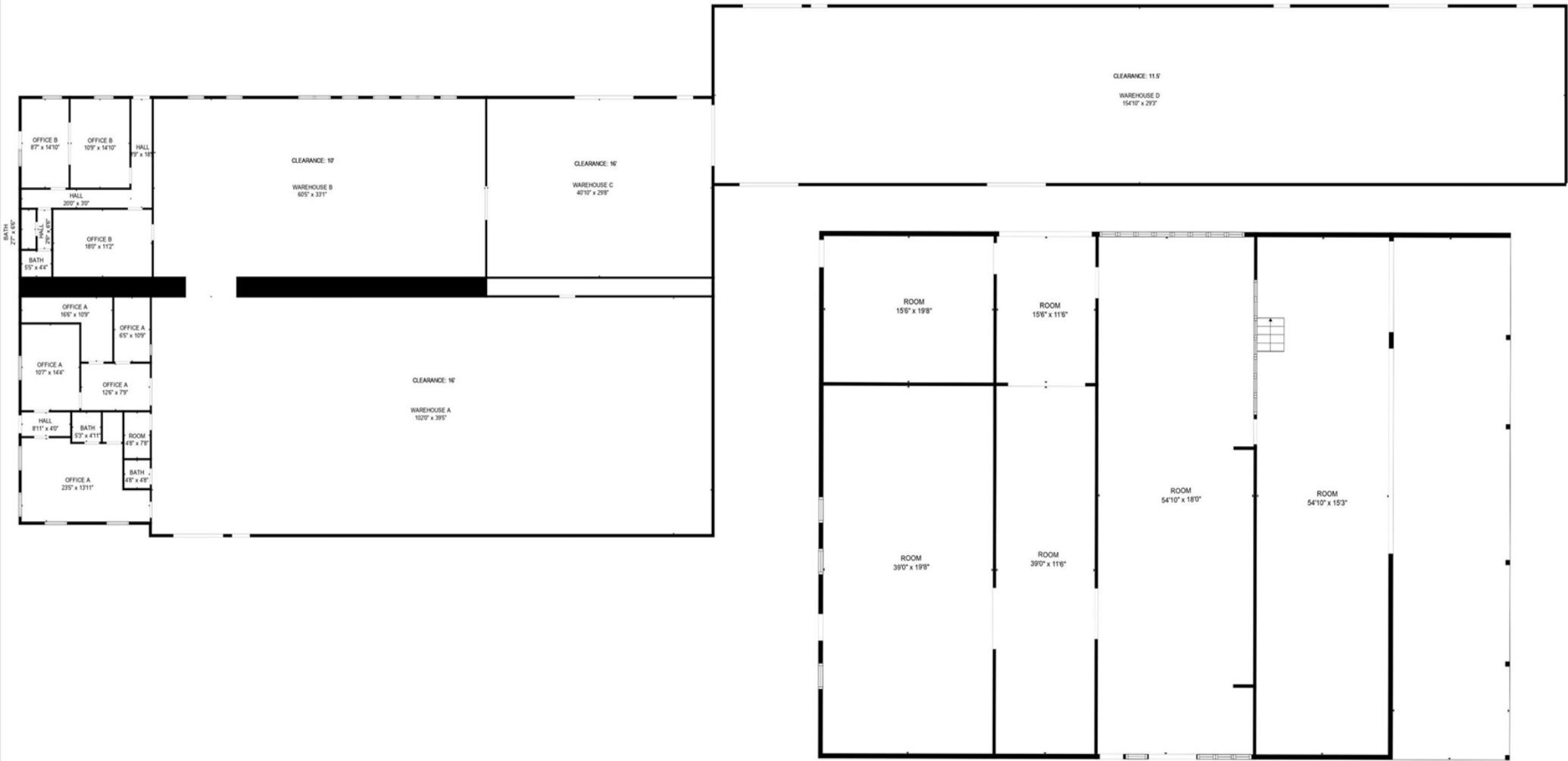


2023 Household Income



WAREHOUSE: 13,718 sqft
STORAGE: 2754 sqft

TOTAL:
16,472 sqft



Stanley, NC Warehouse

CONFIDENTIALITY and DISCLAIMER

The information contained in the following offering memorandum is proprietary and strictly confidential. It is intended to be reviewed only by the party receiving it from NewLeaf Commercial Real Estate and it should not be made available to any other person or entity without the written consent of NewLeaf Commercial Real Estate.

By taking possession of and reviewing the information contained herein the recipient agrees to hold and treat all such information in the strictest confidence. The recipient further agrees that recipient will not photocopy or duplicate any part of the offering memorandum. If you have no interest in the subject property, please promptly return this offering memorandum to NewLeaf Commercial Real Estate. This offering memorandum has been prepared to provide summary, unverified financial and physical information to prospective purchasers, and to establish only a preliminary level of interest in the subject property.

The information contained herein is not a substitute for a thorough due diligence investigation. NewLeaf Commercial Real Estate has not made any investigation, and makes no warranty or representation with respect to the income or expenses for the subject property, the future projected financial performance of the property, the size and square footage of the property and improvements, the presence or absence of contaminating substances, PCBs or asbestos, the compliance with local, state and federal regulations, the physical condition of the improvements thereon, or financial condition or business prospects of any tenant, or any tenant's plans or intentions to continue its occupancy of the subject property.

The information contained in this offering memorandum has been obtained from sources we believe reliable; however, NewLeaf Commercial Real Estate has not verified, and will not verify, any of the information contained herein, nor has NewLeaf Commercial Real Estate conducted any investigation regarding these matters and makes no warranty or representation whatsoever regarding the accuracy or completeness of the information provided. All potential buyers must take appropriate measures to verify all of the information set forth herein. Prospective buyers shall be responsible for their costs and expenses of investigating the subject property.

Exclusively Marketed by:

Morgan Hamer

Broker in Charge
(704) 942-0983
Morgan@NewLeafBrokerage.com
Lic: 297378

Todd Little

Managing Director & Broker
(803) 610-1540
Todd@NewLeafBrokerage.com



BUSINESS SALES | COMMERCIAL REAL ESTATE
M&A ADVISORY

www.newleafbrokerage.com