

# Property Overview

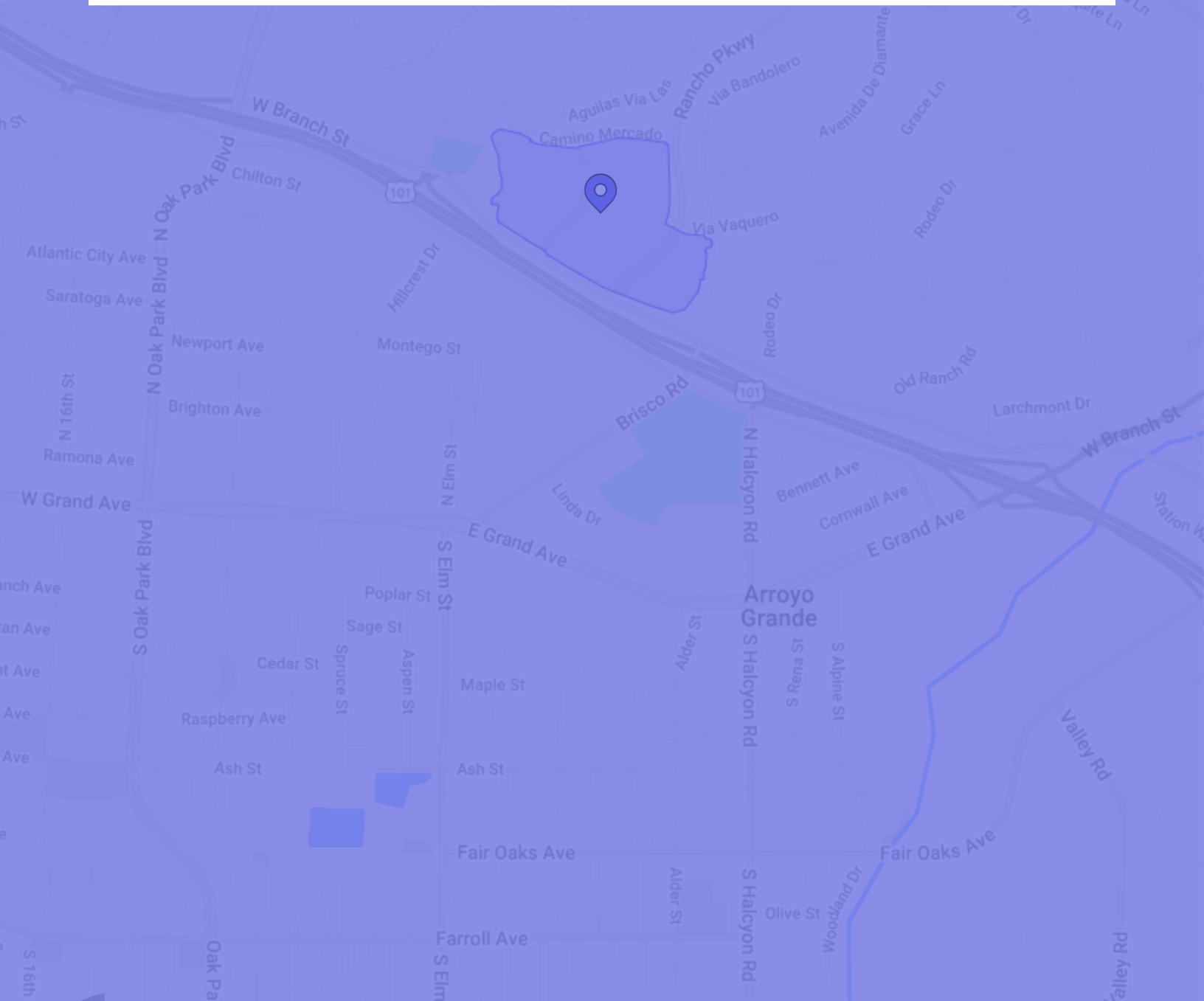
Dec 1, 2023 - Nov 30, 2024

Property:



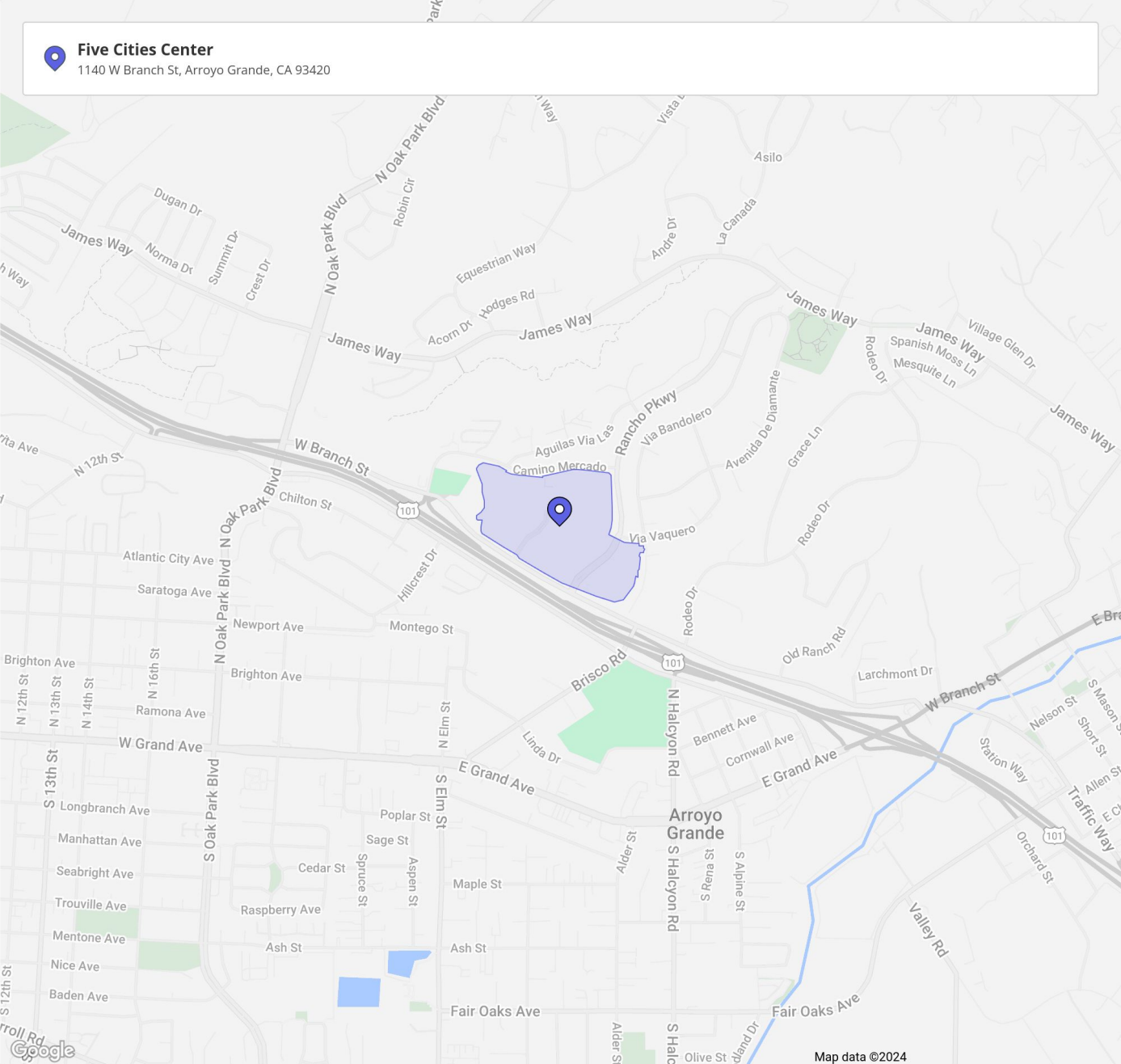
**Five Cities Center**

1140 W Branch St, Arroyo Grande, CA 93420



# Property Overview

Dec 1, 2023 - Nov 30, 2024



# Property Overview

Dec 1, 2023 - Nov 30, 2024

## Metrics

### Five Cities Center

1140 W Branch St, Arroyo Grande, CA 93420

Visits	6.5M	Panel Visits	272.6K
Visitors	822.1K	Visits YoY	+7.9%
Visit Frequency	7.91	Visits Yo2Y	+12%
Avg. Dwell Time	41 min	Visits Yo3Y	+25.7%

Dec 1st, 2023 - Nov 30th, 2024

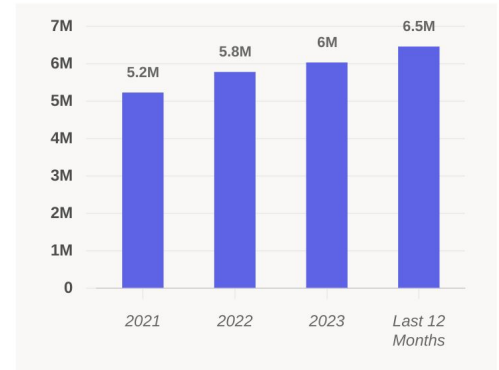
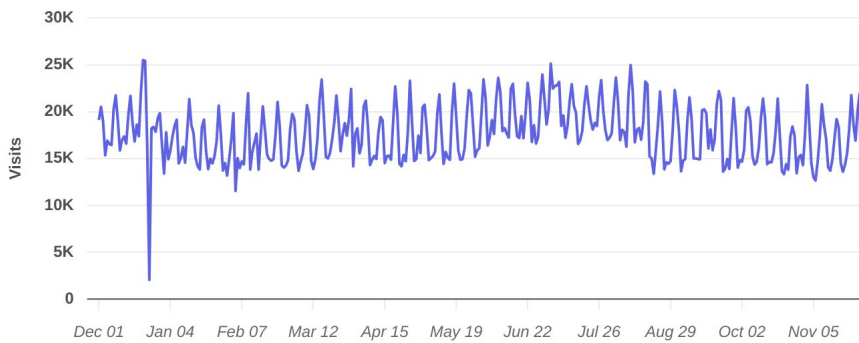
Data provided by Placer Labs Inc. ([www.placer.ai](http://www.placer.ai))



## Visits Trend

### Five Cities Center

W Branch St, Arroyo Grande, CA



Daily | Visits | Dec 1st, 2023 - Nov 30th, 2024

Data provided by Placer Labs Inc. ([www.placer.ai](http://www.placer.ai))




# Property Overview

Dec 1, 2023 - Nov 30, 2024

## Ranking Overview

● **Five Cities Center**  
1140 W Branch St, Arroyo Grande, CA 93...

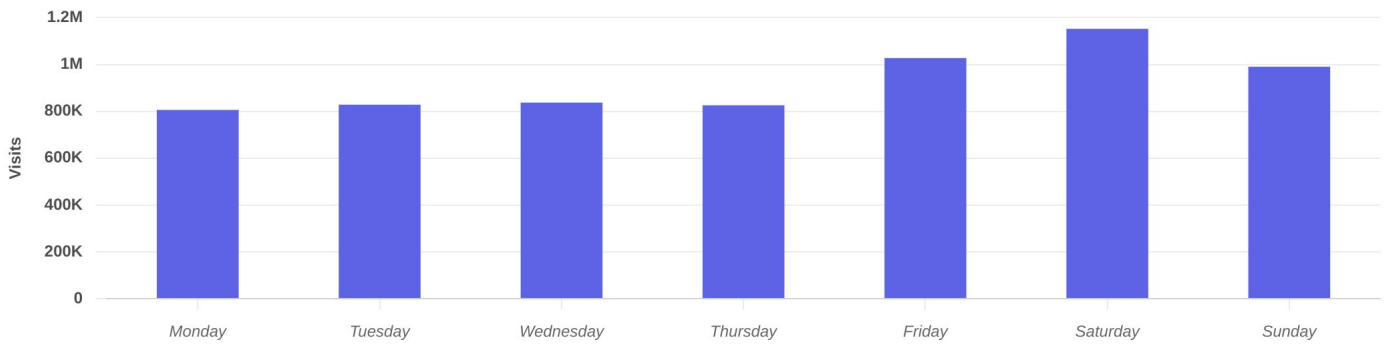


Category: Community Shopping Centers | Visits | Dec 1st, 2023 - Nov 30th, 2024  
Data provided by Placer Labs Inc. ([www.placer.ai](http://www.placer.ai))



## Daily Visits

● **Five Cities Center**  
1140 W Branch St, Arroyo Grande, CA 93...



Visits | Dec 1st, 2023 - Nov 30th, 2024  
Data provided by Placer Labs Inc. ([www.placer.ai](http://www.placer.ai))



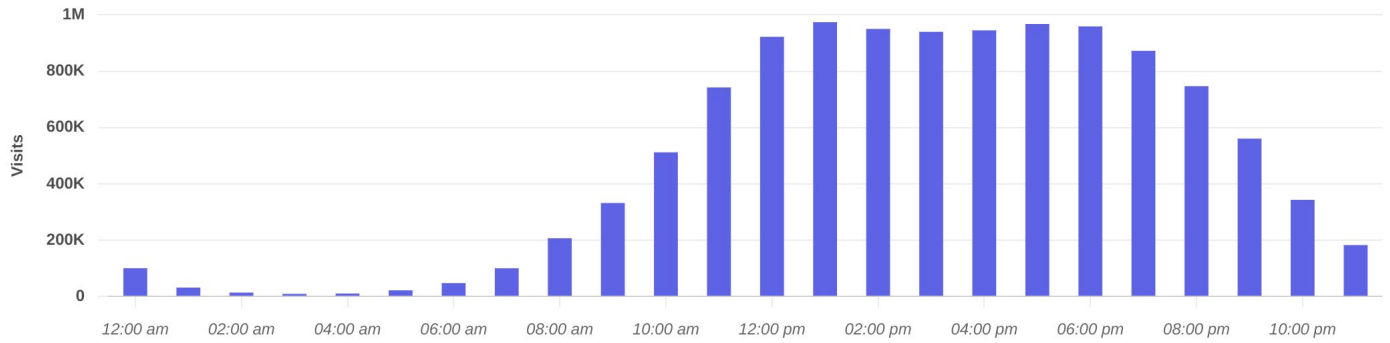
# Property Overview

Dec 1, 2023 - Nov 30, 2024

## Hourly Visits

### Five Cities Center

1140 W Branch St, Arroyo Grande, CA 93...



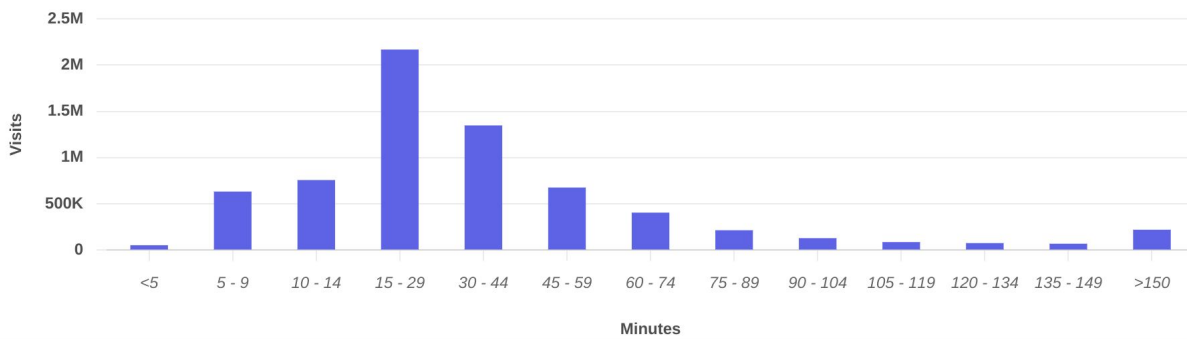
Visits | Dec 1st, 2023 - Nov 30th, 2024  
Data provided by Placer Labs Inc. ([www.placer.ai](http://www.placer.ai))



## Visit Duration

### Five Cities Center

1140 W Branch St, Arroyo Grande, CA 93420



Average Stay	41 min
Median Stay	28 min

Visits | Dec 1st, 2023 - Nov 30th, 2024  
Data provided by Placer Labs Inc. ([www.placer.ai](http://www.placer.ai))

