

JOHNSON COUNTY MONTESSORI PRESCHOOL

7725 W 87TH STREET, OVERLAND PARK, KS



REECE

COMMERCIAL REAL ESTATE

a Berkshire Hathaway Affiliate

FOR SALE



**JIM
THOME**



913.548.8700



JTHOME@REECECOMMERCIAL.COM

PROPERTY & DAYCARE BUILDINGS

\$2,800,000

- **FORMER MONTESSORI DAYCARE IN THE HEART OF OVERLAND PARK**
- **PHYSICAL CAPACITY OF 120 STUDENTS**
- **3.2 ACRES OF LAND**
- **13,000+ SQFT OF CLASSROOM & OFFICE**
- **LARGE PLAYGROUNDS**
- **BUILDING 1: BUILT IN 1975 WITH UPDATES INCLUDING CLASSROOMS, RESTROOMS, ELEVATOR**
- **BUILDING 2: BUILT IN 1918 WITH UPDATES COMPLETED IN 2022**

The information above has been obtained from sources believed reliable. While we do not doubt its accuracy we have not verified it and make no guarantee, warranty or representation about it. It is your responsibility to independently confirm its accuracy and completeness. Any projections, opinions, assumptions, or estimates used are for example only and do not represent the current or future performance of the property. You and your advisors should conduct a careful, independent investigation of the property to determine to your satisfaction the suitability of the property for your needs. © 2020

JOHNSON COUNTY MONTESSORI PRESCHOOL

7725 W 87TH STREET, OVERLAND PARK, KS



REECE

COMMERCIAL REAL ESTATE

a Berkshire Hathaway Affiliate



**JIM
THOME**



913.548.8700



JTHOME@REECECOMMERCIAL.COM

The information above has been obtained from sources believed reliable. While we do not doubt its accuracy we have not verified it and make no guarantee, warranty or representation about it. It is your responsibility to independently confirm its accuracy and completeness. Any projections, opinions, assumptions, or estimates used are for example only and do not represent the current or future performance of the property. You and your advisors should conduct a careful, independent investigation of the property to determine to your satisfaction the suitability of the property for your needs. © 2020

JOHNSON COUNTY MONTESSORI PRESCHOOL

7725 W 87TH STREET, OVERLAND PARK, KS



REECE

COMMERCIAL REAL ESTATE

a Berkshire Hathaway Affiliate



**JIM
THOME**



913.548.8700



JTHOME@REECECOMMERCIAL.COM

The information above has been obtained from sources believed reliable. While we do not doubt its accuracy we have not verified it and make no guarantee, warranty or representation about it. It is your responsibility to independently confirm its accuracy and completeness. Any projections, opinions, assumptions, or estimates used are for example only and do not represent the current or future performance of the property. You and your advisors should conduct a careful, independent investigation of the property to determine to your satisfaction the suitability of the property for your needs. © 2020

JOHNSON COUNTY MONTESSORI PRESCHOOL

7725 W 87TH STREET, OVERLAND PARK, KS



REECE

COMMERCIAL REAL ESTATE

a Berkshire Hathaway Affiliate



**JIM
THOME**



913.548.8700



JTHOME@REECECOMMERCIAL.COM

The information above has been obtained from sources believed reliable. While we do not doubt its accuracy we have not verified it and make no guarantee, warranty or representation about it. It is your responsibility to independently confirm its accuracy and completeness. Any projections, opinions, assumptions, or estimates used are for example only and do not represent the current or future performance of the property. You and your advisors should conduct a careful, independent investigation of the property to determine to your satisfaction the suitability of the property for your needs. © 2020

JOHNSON COUNTY MONTESSORI PRESCHOOL

7725 W 87TH STREET, OVERLAND PARK, KS



REECE

COMMERCIAL REAL ESTATE

a Berkshire Hathaway Affiliate



JIM THOME



913.548.8700



JTHOME@REECECOMMERCIAL.COM

The information above has been obtained from sources believed reliable. While we do not doubt its accuracy we have not verified it and make no guarantee, warranty or representation about it. It is your responsibility to independently confirm its accuracy and completeness. Any projections, opinions, assumptions, or estimates used are for example only and do not represent the current or future performance of the property. You and your advisors should conduct a careful, independent investigation of the property to determine to your satisfaction the suitability of the property for your needs. © 2020

JOHNSON COUNTY MONTESSORI PRESCHOOL

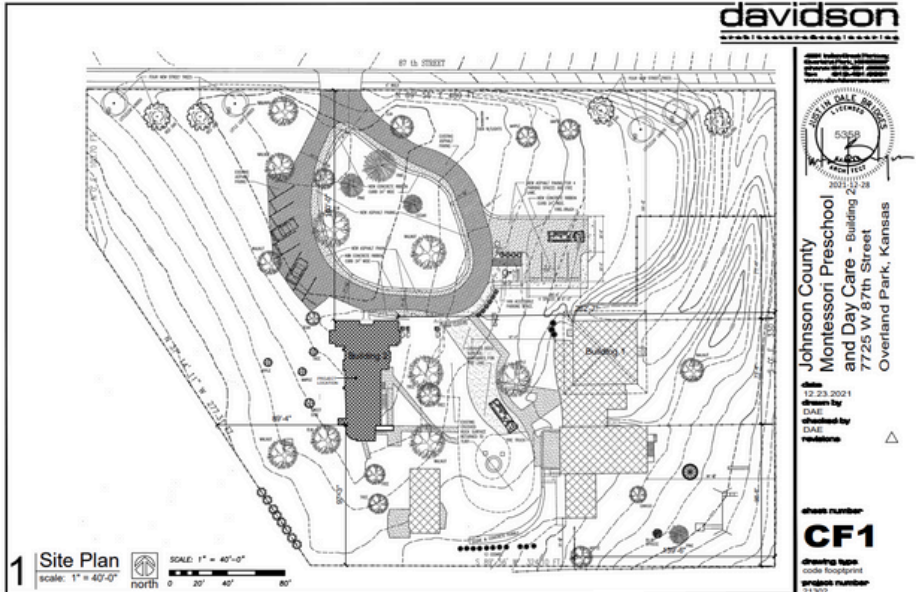
7725 W 87TH STREET, OVERLAND PARK, KS



REECE

COMMERCIAL REAL ESTATE

a Berkshire Hathaway Affiliate



**JIM
THOME**



913.548.8700



JTHOME@REECECOMMERCIAL.COM

The information above has been obtained from sources believed reliable. While we do not doubt its accuracy we have not verified it and make no guarantee, warranty or representation about it. It is your responsibility to independently confirm its accuracy and completeness. Any projections, opinions, assumptions, or estimates used are for example only and do not represent the current or future performance of the property. You and your advisors should conduct a careful, independent investigation of the property to determine to your satisfaction the suitability of the property for your needs. © 2020

JOHNSON COUNTY MONTESSORI PRESCHOOL

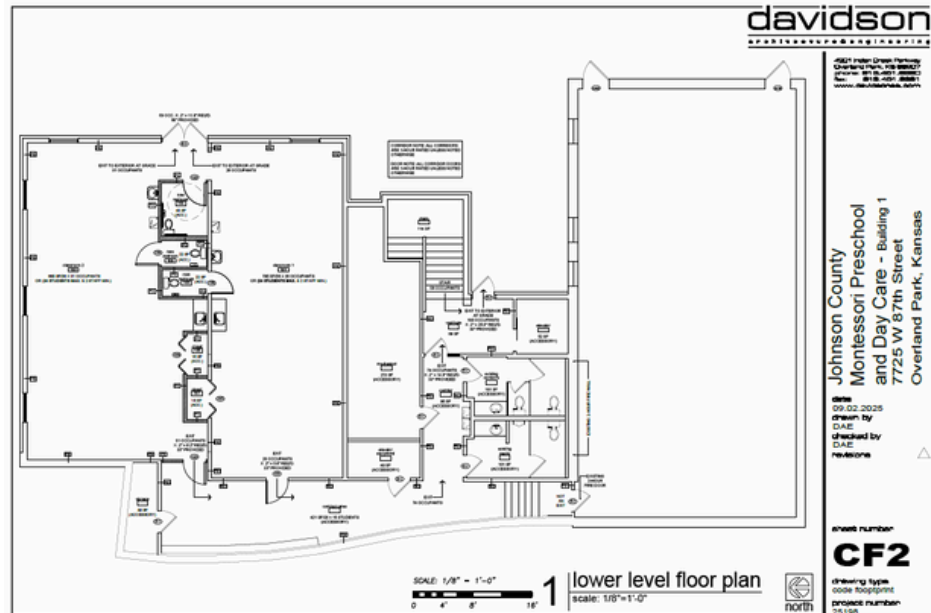
7725 W 87TH STREET, OVERLAND PARK, KS



REECE
COMMERCIAL REAL ESTATE

a Berkshire Hathaway Affiliate

BUILDING 1



**JIM
THOME**



913.548.8700



JTHOME@REECECOMMERCIAL.COM

The information above has been obtained from sources believed reliable. While we do not doubt its accuracy we have not verified it and make no guarantee, warranty or representation about it. It is your responsibility to independently confirm its accuracy and completeness. Any projections, opinions, assumptions, or estimates used are for example only and do not represent the current or future performance of the property. You and your advisors should conduct a careful, independent investigation of the property to determine to your satisfaction the suitability of the property for your needs. © 2020

JOHNSON COUNTY MONTESSORI PRESCHOOL

7725 W 87TH STREET, OVERLAND PARK, KS

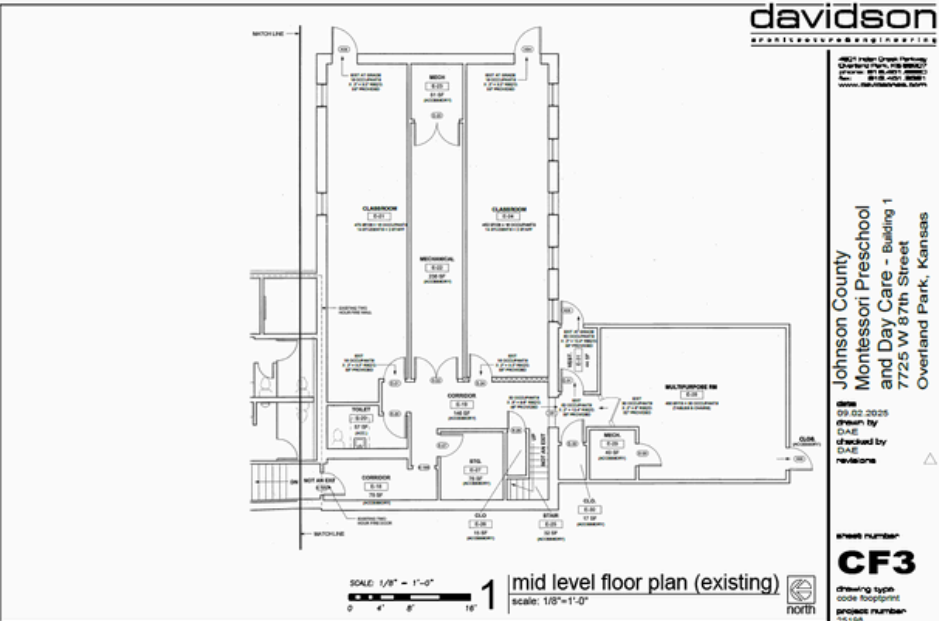


REECE

COMMERCIAL REAL ESTATE

a Berkshire Hathaway Affiliate

BUILDING 1



**JIM
THOME**



913.548.8700



JTHOME@REECECOMMERCIAL.COM

The information above has been obtained from sources believed reliable. While we do not doubt its accuracy we have not verified it and make no guarantee, warranty or representation about it. It is your responsibility to independently confirm its accuracy and completeness. Any projections, opinions, assumptions, or estimates used are for example only and do not represent the current or future performance of the property. You and your advisors should conduct a careful, independent investigation of the property to determine to your satisfaction the suitability of the property for your needs. © 2020

JOHNSON COUNTY MONTESSORI PRESCHOOL

7725 W 87TH STREET, OVERLAND PARK, KS

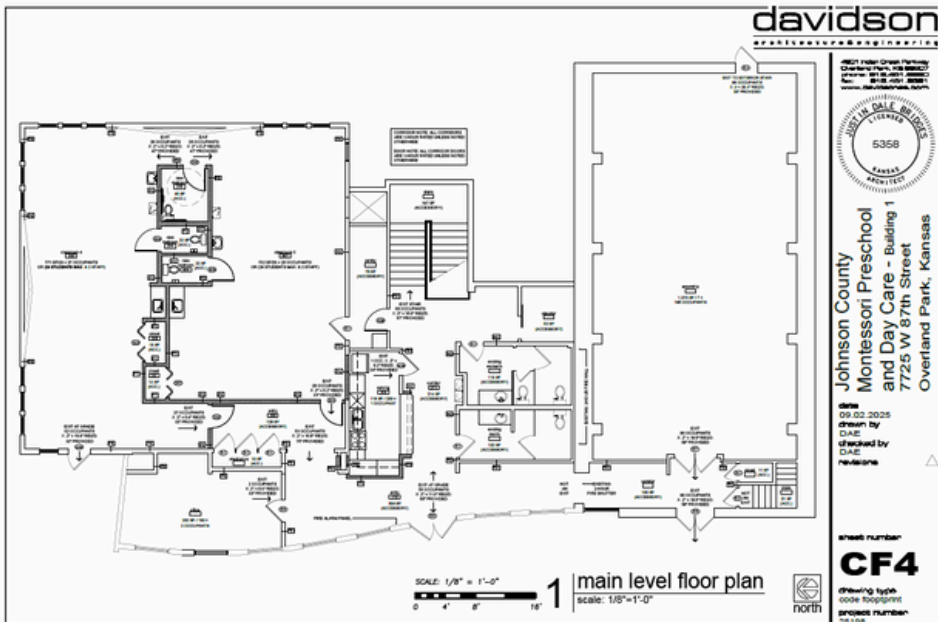


REECE

COMMERCIAL REAL ESTATE

a Berkshire Hathaway Affiliate

BUILDING 1



**JIM
THOME**



913.548.8700



JTHOME@REECECOMMERCIAL.COM

The information above has been obtained from sources believed reliable. While we do not doubt its accuracy we have not verified it and make no guarantee, warranty or representation about it. It is your responsibility to independently confirm its accuracy and completeness. Any projections, opinions, assumptions, or estimates used are for example only and do not represent the current or future performance of the property. You and your advisors should conduct a careful, independent investigation of the property to determine to your satisfaction the suitability of the property for your needs. © 2020

JOHNSON COUNTY MONTESSORI PRESCHOOL

7725 W 87TH STREET, OVERLAND PARK, KS

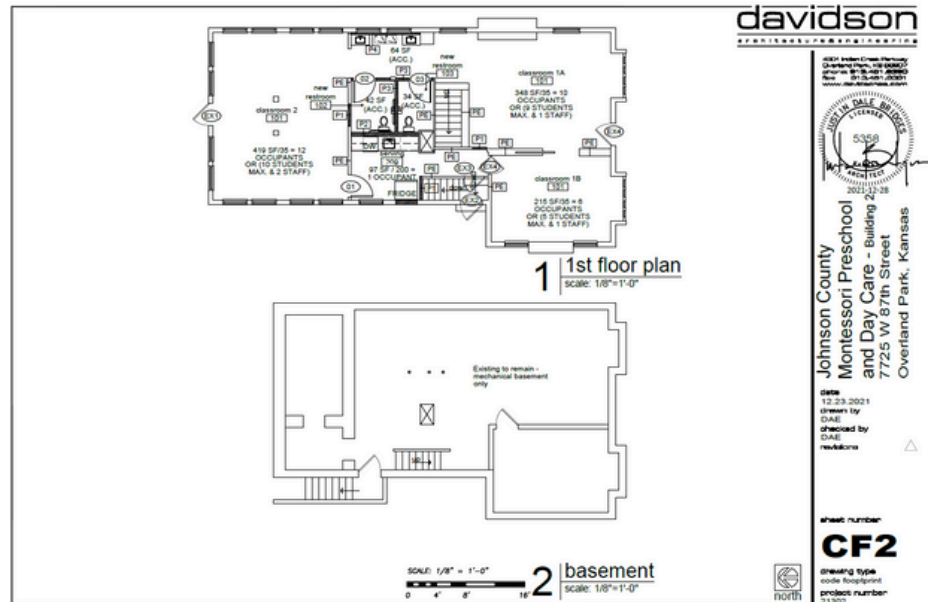


REECE

COMMERCIAL REAL ESTATE

a Berkshire Hathaway Affiliate

BUILDING 2



**JIM
THOME**



913.548.8700



JTHOME@REECECOMMERCIAL.COM

The information above has been obtained from sources believed reliable. While we do not doubt its accuracy we have not verified it and make no guarantee, warranty or representation about it. It is your responsibility to independently confirm its accuracy and completeness. Any projections, opinions, assumptions, or estimates used are for example only and do not represent the current or future performance of the property. You and your advisors should conduct a careful, independent investigation of the property to determine to your satisfaction the suitability of the property for your needs. © 2020

JOHNSON COUNTY MONTESSORI PRESCHOOL

7725 W 87TH STREET, OVERLAND PARK, KS

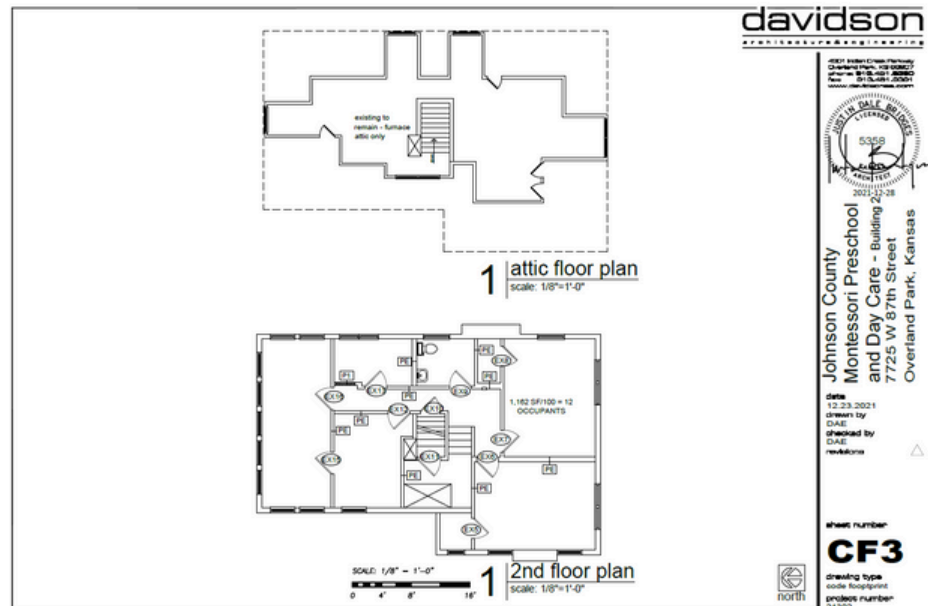


REECE

COMMERCIAL REAL ESTATE

a Berkshire Hathaway Affiliate

BUILDING 2



**JIM
THOME**



913.548.8700



JTHOME@REECECOMMERCIAL.COM

The information above has been obtained from sources believed reliable. While we do not doubt its accuracy we have not verified it and make no guarantee, warranty or representation about it. It is your responsibility to independently confirm its accuracy and completeness. Any projections, opinions, assumptions, or estimates used are for example only and do not represent the current or future performance of the property. You and your advisors should conduct a careful, independent investigation of the property to determine to your satisfaction the suitability of the property for your needs. © 2020