

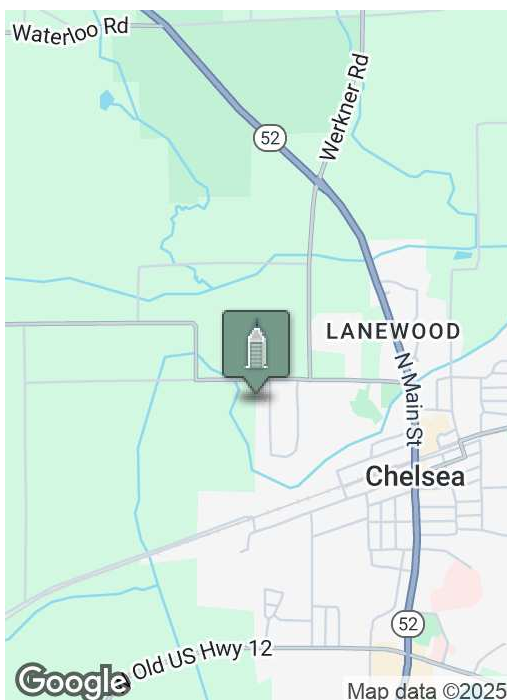
Prime Industrial Space

720 W INDUSTRIAL DR, CHELSEA, MI 48118



Swisher
COMMERCIAL

FOR LEASE



SUMMARY

Lease Rate:	\$12.50 SF/yr Plus Utilities
Available SF:	6,000 SF
Lot Size:	2.15 Acres
Zoning:	LI (Light Industrial)

PROPERTY HIGHLIGHTS

- 24' ceiling height
- 1 dock door & 1 overhead door
- Fully sprinklered
- 400 Amp, 208/120 Volt, 3-Phase power
- Ample parking
- Located west of Main Street (M-52) south of Sibley,
- Easy access to downtown Chelsea and I-94

***Building
relationships.***

208 East Washington Street Ann Arbor, MI 48104

734.663.0501

Jeff Evans

734.926.0222

JEFFEVANS@SWISHERCOMMERCIAL.COM

SWISHERCOMMERCIAL.COM

Prime Industrial Space for Lease

720 W INDUSTRIAL DR, CHELSEA, MI 48118



PROPERTY DESCRIPTION

Discover a versatile 6,000 SF industrial space available for lease in Chelsea's thriving industrial district. This well-equipped facility offers 24' ceiling heights, ideal for warehousing, distribution, or light manufacturing needs. The space is efficiently designed with one dock door and one overhead door, ensuring seamless loading and logistics operations.

Key Features:

- 6,000 SF of high-quality industrial space
- 24' ceiling height for optimal storage and operational flexibility
- One (1) dock door & one (1) overhead door for efficient loading and unloading
- Fully sprinklered
- 400 Amp, 208/120 Volt, 3-Phase Power – suitable for various industrial and manufacturing uses
- ADA-compliant restroom
- Ample parking to accommodate employees and visitors
- Prime location – just west of Main Street (M-52) off Sibley, with easy access to downtown Chelsea and I-94



This strategic location provides excellent access to major transportation routes, making it an ideal choice for businesses looking to establish or expand their operations in Chelsea.

***Building
relationships.***

208 East Washington Street Ann Arbor, MI 48104

734.663.0501

Jeff Evans

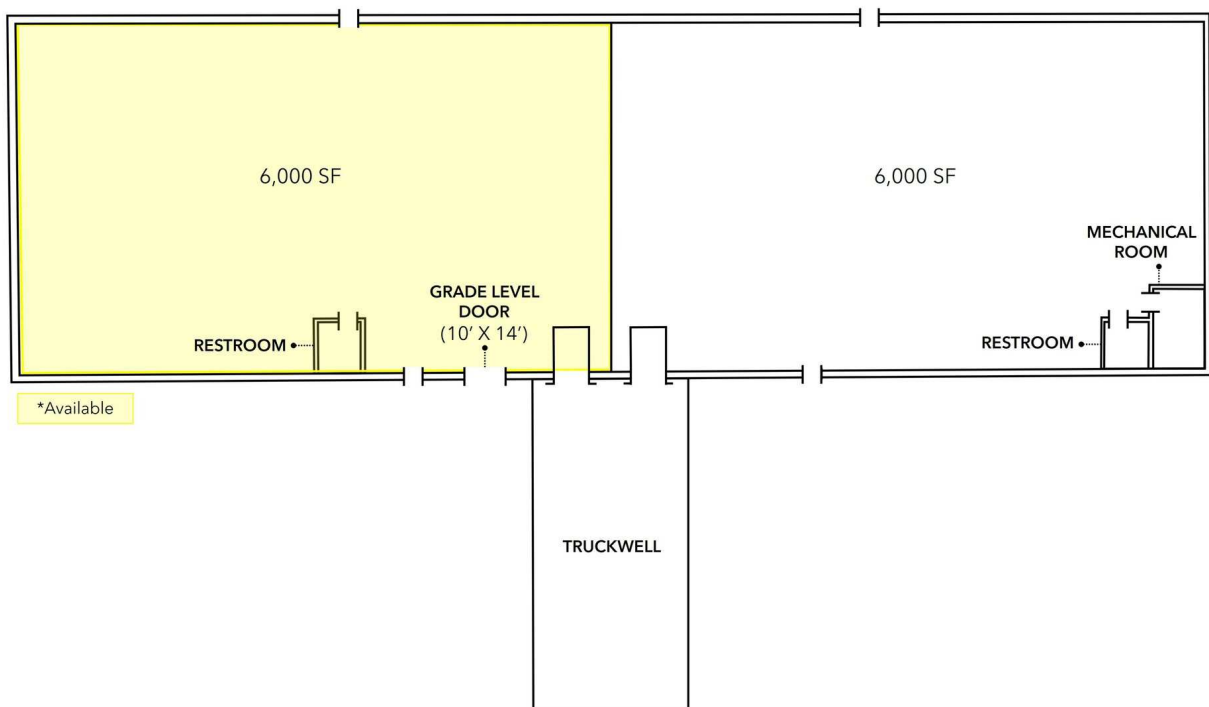
734.926.0222

JEFFEVANS@SWISHERCOMMERCIAL.COM

SWISHERCOMMERCIAL.COM

Prime Industrial Space for Lease

720 W INDUSTRIAL DR, CHELSEA, MI 48118



***Building
relationships.***

208 East Washington Street Ann Arbor, MI 48104

734.663.0501

Jeff Evans

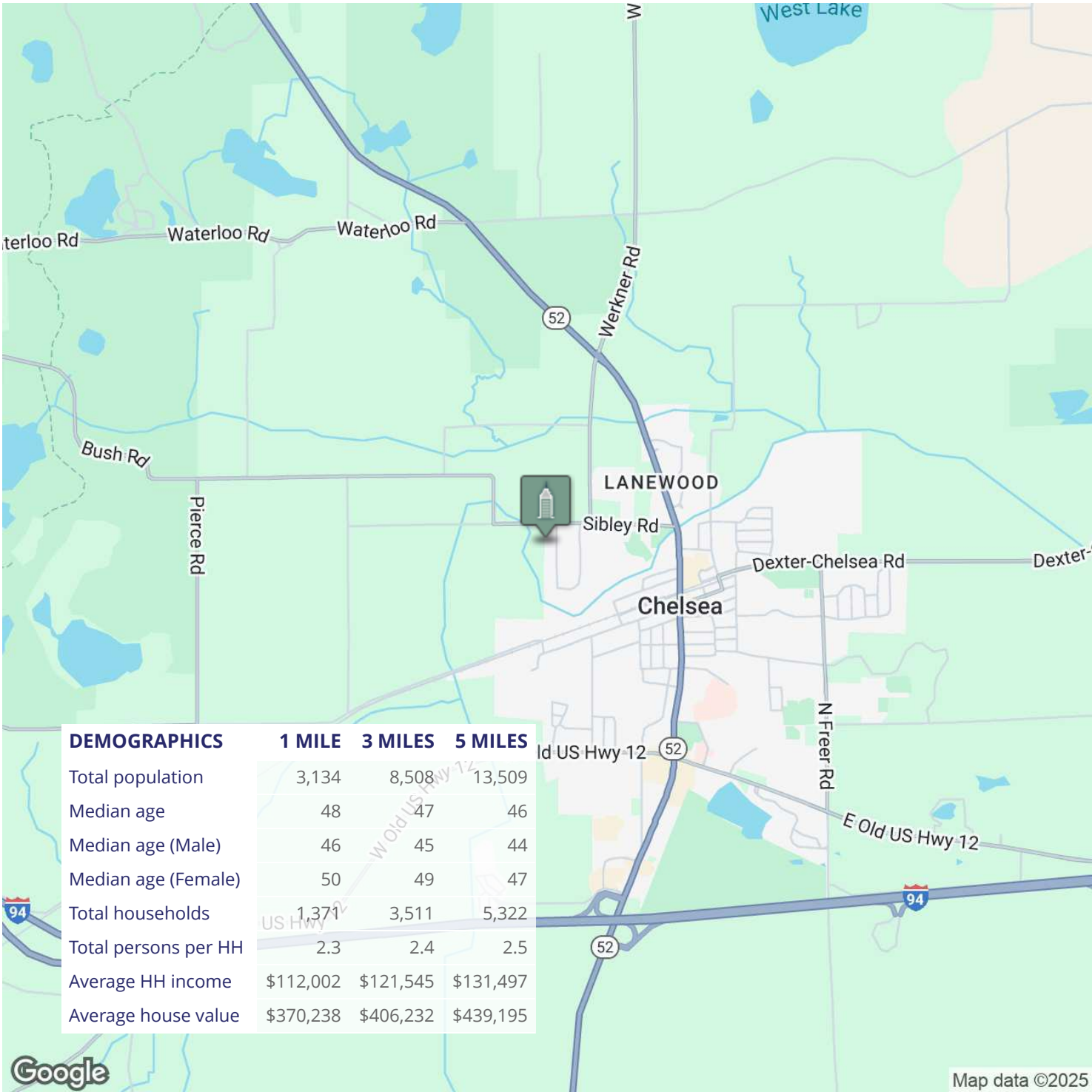
734.926.0222

JEFFEVANS@SWISHERCOMMERCIAL.COM

SWISHERCOMMERCIAL.COM

Prime Industrial Space for Lease

720 W INDUSTRIAL DR, CHELSEA, MI 48118



**Building
relationships.**

208 East Washington Street Ann Arbor, MI 48104

734.663.0501

Jeff Evans

734.926.0222

JEFFEVANS@SWISHERCOMMERCIAL.COM

SWISHERCOMMERCIAL.COM