



## Century Corporate Center

250 Century Pky, Mount Laurel, NJ 08054



**Jackie Needleman**

Needleman Management Company, Inc.  
1060 Kings Hwy N, Suite 250, Cherry Hill, NJ 08034  
[jackie@needlemanRE.com](mailto:jackie@needlemanRE.com)  
(856) 482-5959



# 250 Century Parkway

\$25.00 /SF/YR

Elevate your business profile at Century Corporate Center, a recently renovated Class A office setting on Century Parkway in Mount Laurel, New Jersey. Experience an unrivaled multi-tenant experience within a market-leading, four-building professional office park. From flooring and lighting to ceiling tiles, above-tile sound attenuation, and the installation of Herculite/tempered...

- Century Corporate Center, located right at New Jersey Turnpike Exit 4, offers recently renovated partial and entire floor options for office users.
- Enjoy a modern office setting with efficient layouts, brand-new furniture, upgraded CAT6A wiring, carpeting, lighting, sound attenuation, and more.
- Tenants have access to an amenity portfolio that includes a full-service café and a well-equipped fitness center.
- Situated in South Jersey within a 25-minute drive from Philadelphia, offering hassle-free New Jersey Turnpike, I-295, and Route 38 connectivity.
- Century Corporate Center offers building signage opportunities with prominent Route 73 visibility.



Rental Rate: \$25.00 /SF/YR

Total Space Available: 87,640 SF

Min. Divisible: 5,000 SF

Max. Contiguous: 25,000 SF

Property Type: Class A Office]

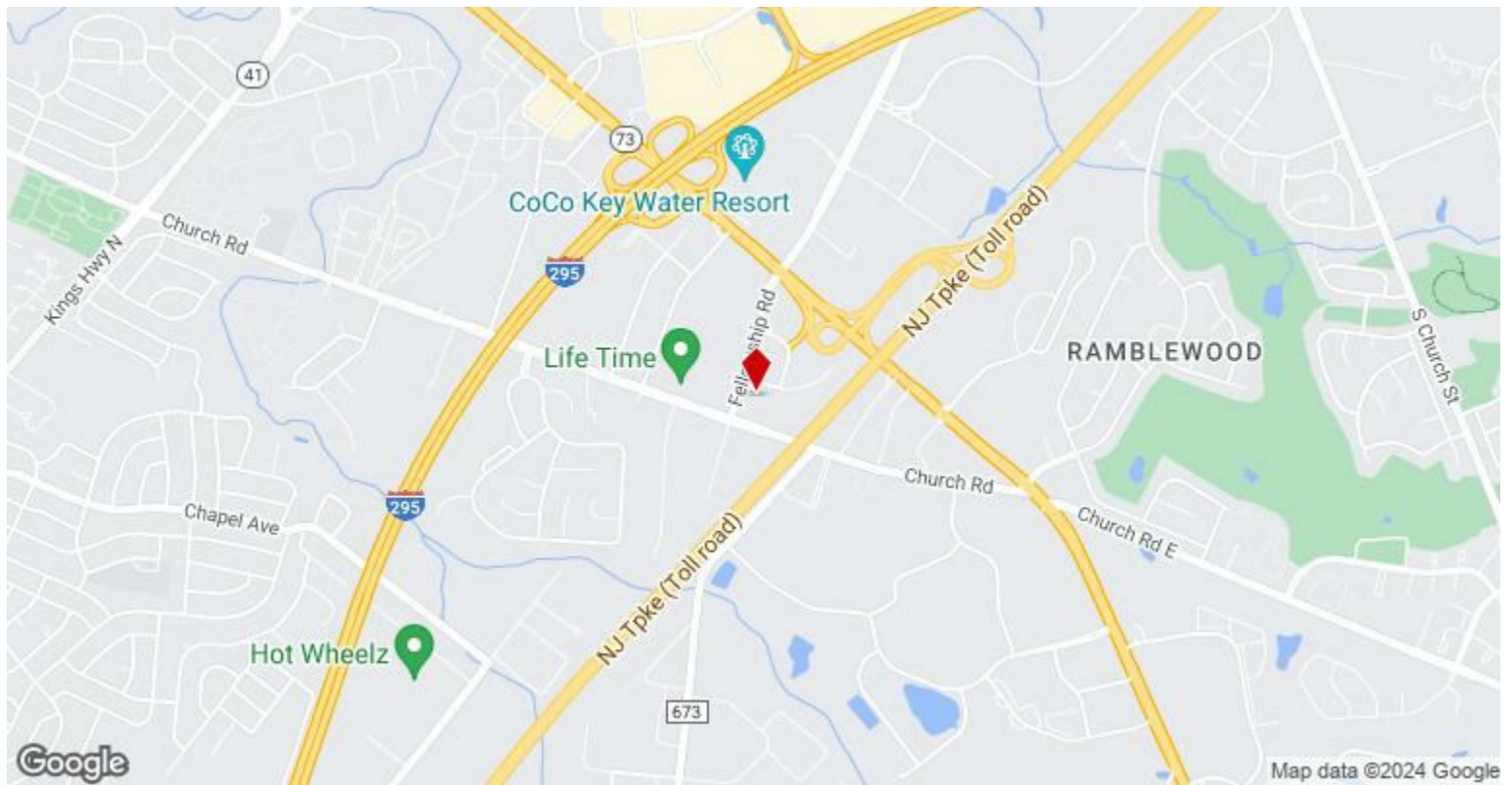
Center Type: Professional Office Park

Gross Leasable Area: 87,640 SF

Walk Score ®: 41 (Car-Dependent)

:





## Century Corporate Park in Mount Laurel, NJ

Elevate your business profile at Century Corporate Center, a recently renovated Class A office setting on Century Parkway in Mount Laurel, New Jersey. Experience an unrivaled multi-tenant experience within a market-leading, four-building professional office park. From flooring and lighting to ceiling tiles, above-tile sound attenuation, and the installation of Herculite/tempered glass offices, there's no shortage of upgrades and improvements. Property features include expansive surface parking, on-site café, and fitness amenities, versatile multi-purpose rooms for training and conferences, and natural light-flooded interiors from large, bright windows. Immediate availability ranges from partial to entire floors wired with CAT6A cable and the option for fully furnished delivery. Plus, it meets all business needs with fully carpeted and efficient office layouts that include tech-forward conference rooms, huddle areas, ample space for individual workstations, private offices, and more. Century Corporate Center offers prominent Route 73 visibility, with building signage and hassle-free access to the New Jersey Turnpike, Interstate 295, and Route 38. The property is in the South Jersey region within a 25-minute drive from the heart of City Center, Philadelphia.

# Property Photos




250 Century Parkway - 3rd Floor - 23,682SF - Office Space




250 Century Parkway - 3rd Floor - 23,682SF - Open Office Space



# Property Photos




250 Century Parkway - 3rd Floor - 23,682SF - Office Space



250 Century Parkway - 3rd Floor - 23,682SF - Conference Rooms



# Property Photos




250 Century Parkway - Cafeteria




250 Century Parkway - 3rd Floor - 23,682SF - Conference Rooms



# Property Photos



250 Century Parkway - Cafeteria




250 Century Parkway - Fitness Center



# Property Photos



250 Century Parkway - Multi-Purpose Room



250 Century Parkway - 3rd Floor - 23,682SF - Entrance