

# 10801 National Blvd

## Building Signage Opportunity

### National Blvd



## West Los Angeles Signage For Lease!



10801 National Blvd, Suite 601  
Los Angeles, California 90064

Contact:

Sasha David Rahban  
President

310.475.5779  
DRE License # 01323527



[saravitaproperties.com](http://saravitaproperties.com)



# Sun America Building

10801 National Blvd.  
Los Angeles, CA

## Description

The Sun America Building rises six (6) stories from a handsomely landscaped podium. Containing 64,000 square feet of space, it is large enough to provide the prestige services you would normally expect yet small enough to offer personal attention to all tenants. This magnificent building provides a sweeping vista of gardenia white concrete and warm bronze glass in contemporary classic architecture. It is a reflection of the design philosophy of its world-renowned creator, architect Edward Durell Stone, who has said: "Architecture should be timeless and convey by its very fiber the assurance of permanence." Inside, the atrium lobby is another reflection of Mr. Stone's design philosophy. Centered beneath the lobby's two-story-high ceiling will be a water lagoon with dancing fountains constructed of lighted glass mosaic tiles. Parking convenience is achieved through subterranean parking, as well as a sunken parking deck adjacent to the building.



## General Information

- Property Type: Office Building
- Building Size: 64,000 Square Feet
- Building Class: B
- Signage Type: Wall/Channel Letter
- Located: i10/i405 Interchange



Premium Freeway  
Visibility!

Sign Dimensions

Section	Dimension
<b>A</b> Letter Height	68"
<b>B</b> Sign Width	42'
<b>C</b> Wall Height	12'

Letter Visibility Chart


Letter Height (Inches)	Distance Best Impact (Feet)	Max. Readable Distance (Feet)
42"	420'	1750'
48"	480'	2000'
54"	540'	2250'
60"	600'	2500'
66"	660'	2750'
72"	720'	3000'
78"	780'	3250'
<b>Max Potential</b>	<b>1440'</b>	<b>6000'</b>



Current



Max Potential



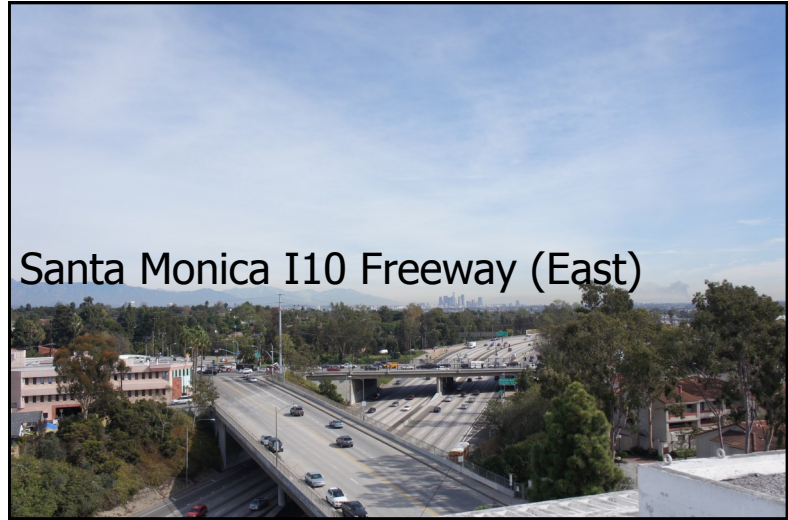


## Location

The Sun America Building is situated next to the busy Santa Monica 10 Freeway, and in close proximity to the San Diego 405 Freeway. The strategic location is complimentary to anyone looking to strengthen their brand recognition and promotional capabilities.



Santa Monica I10 Freeway (West)

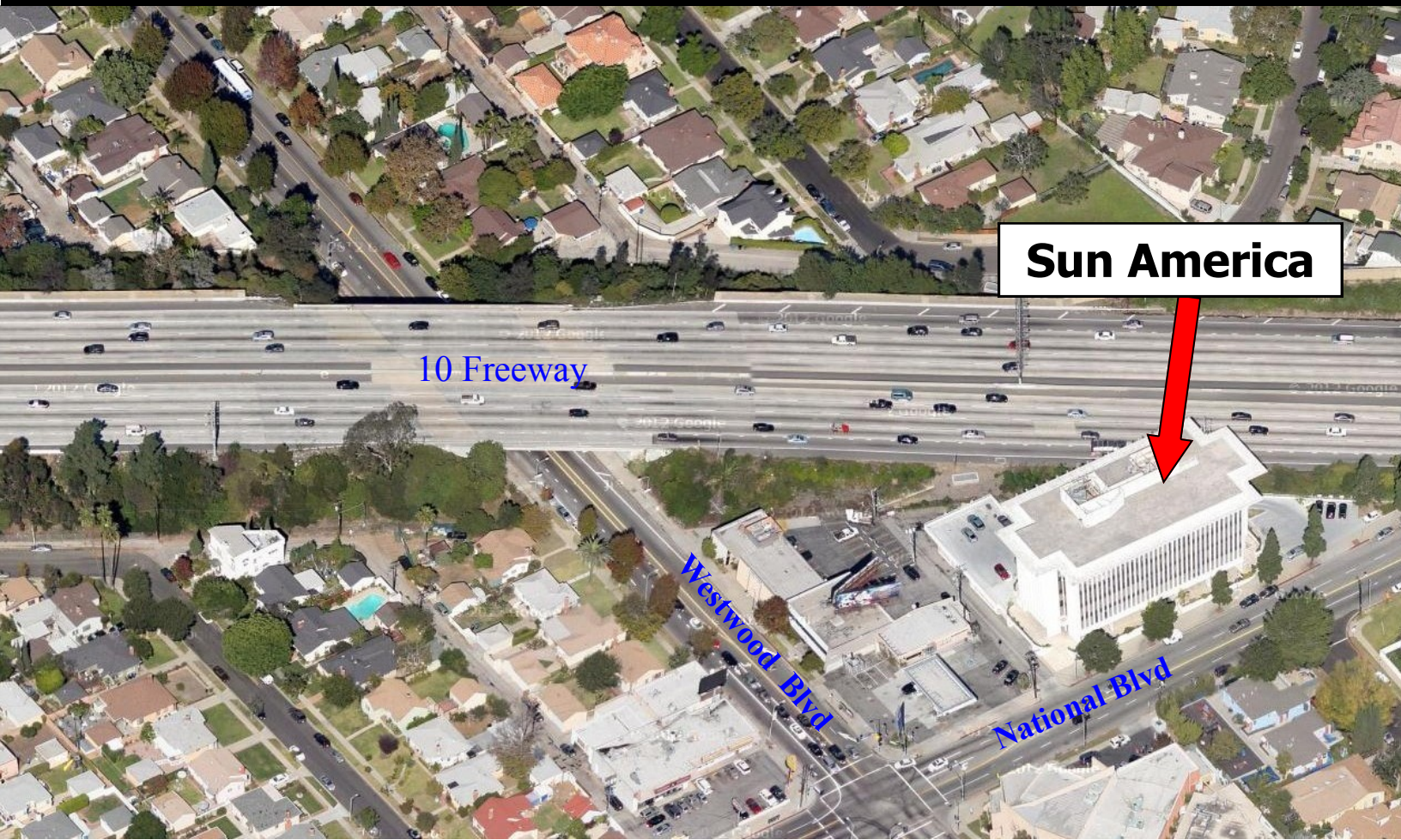


Santa Monica I10 Freeway (East)

Santa Monica 10 Freeway from rooftop of Sun America Building

Santa Monica 10 Freeway from rooftop of Sun America Building

## 10 Freeway/Sun America Building Proximity



**Sun America**

10 Freeway

Westwood Blvd

National Blvd



# Full Service Real Estate Firm

## Demographics

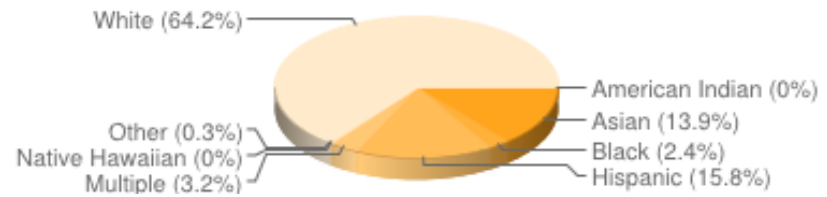
Demographics	Rancho Park	Cheviot Hills	Palms
POPULATION	4,556	7,303	45,475
POPULATION PER SQ. MILE	7,169	4,520	21,870
SQUARE MILES	.60	1.54	1.95
AV. HOUSEHOLD SIZE	2.2	2.2	2.0
MEDIAN AGE	36	42	31

### Traffic Count (2009)

### AADT

I10 Freeway	254,000
Westwood Blvd.	21,891

90064 Race of People



## Neighborhood Map

