


Demographics

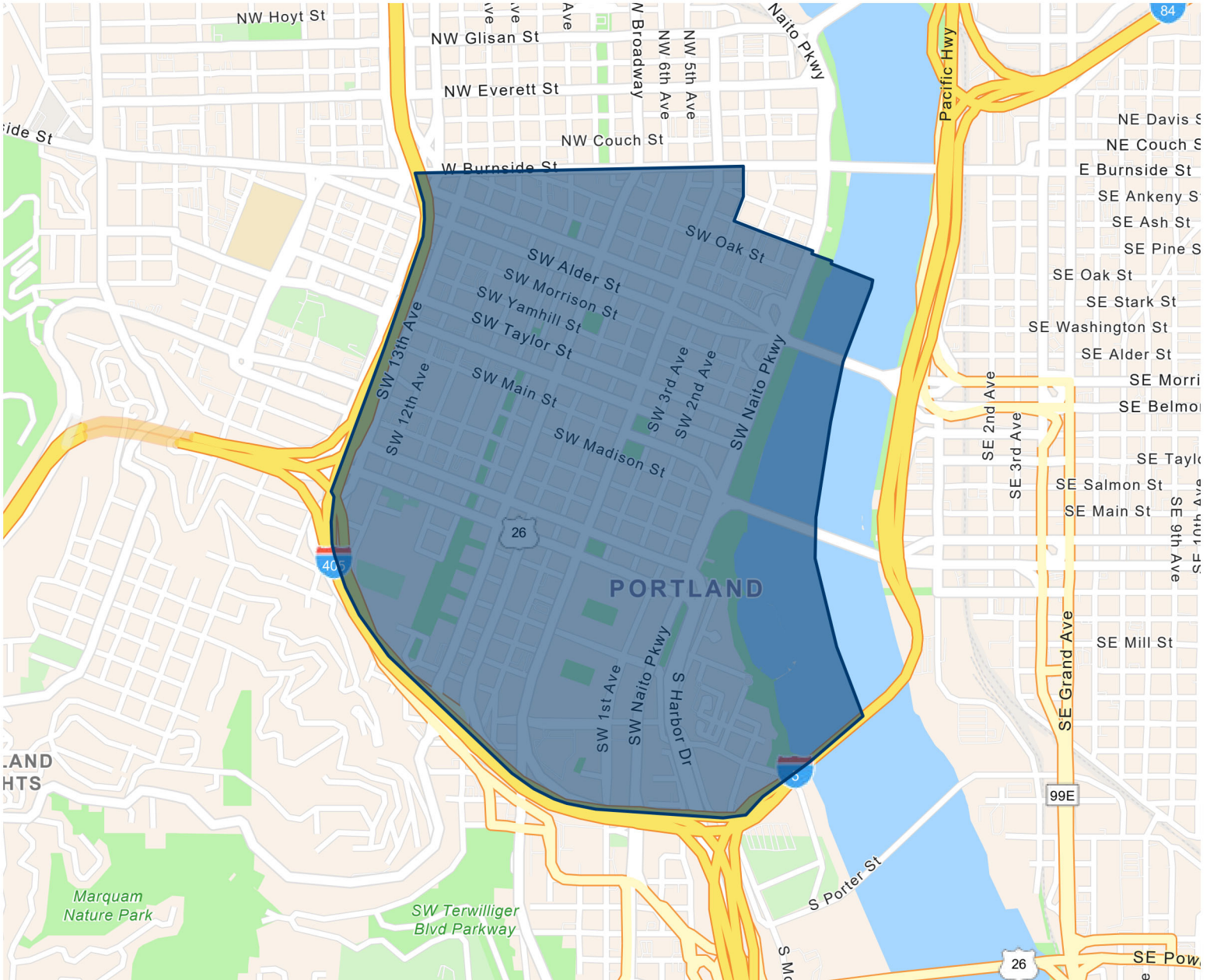


First American Title Insurance Company, and the operating divisions thereof, make no express or implied warranty respecting the information presented and assume no responsibility for errors or omissions. First American, the eagle logo, First American Title, and firstam.com are registered trademarks or trademarks of First American Financial Corporation and/or its affiliates.

©2023 First American Financial Corporation and/or its affiliates. All rights reserved. | NYSE: FAF



First American Title[™]



Key Facts



15,951

Total Population



9,791

Total Households



1.46

Average Household Size



\$49,091

Median Household Income



\$12,370

Median Net Worth

Transportation To Work



19.7%

Took Public Transportation



2.4%

Carpooled



29.3%

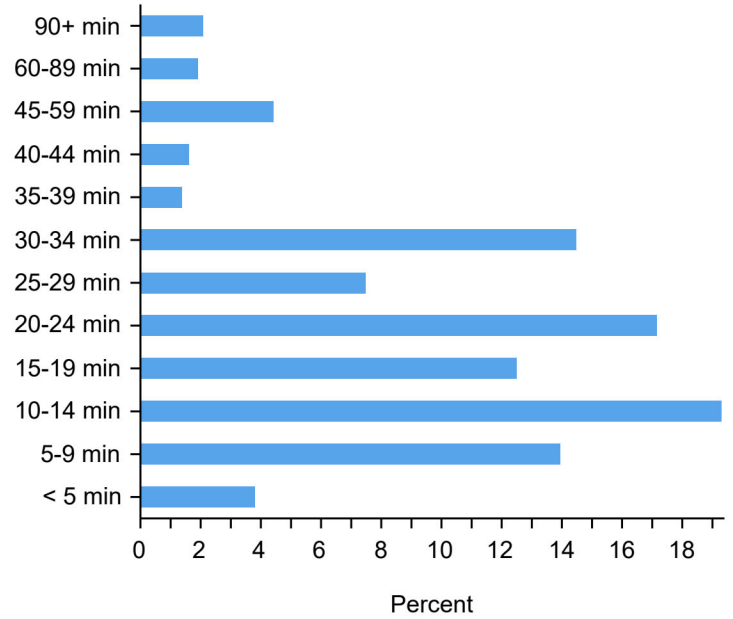
Walked to Work



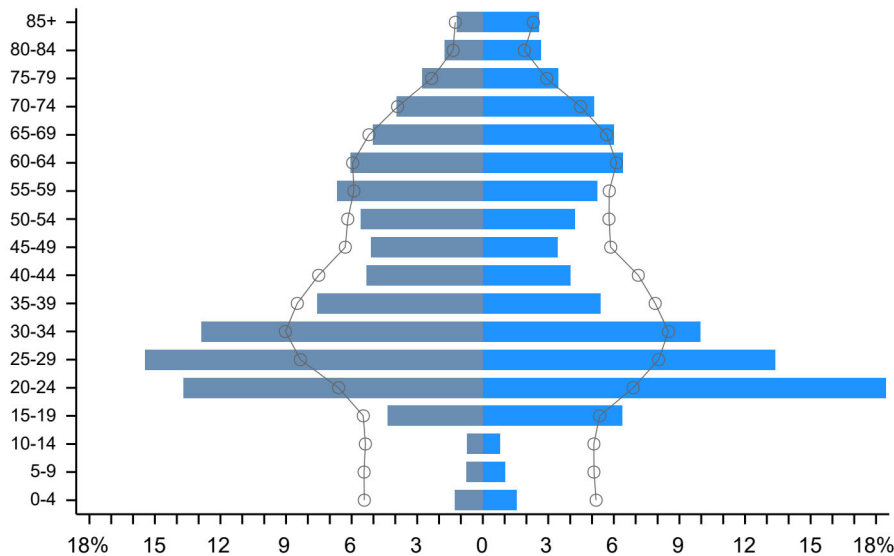
2.8%

Bike to Work

Average Travel Time To Work



Age Pyramid



The largest group:

2023 Males Age 25-29

The smallest group:

2023 Females Age 10-14

Dots show comparison to

Multnomah County

Households by income

The largest group: <\$15,000 (27.5%)

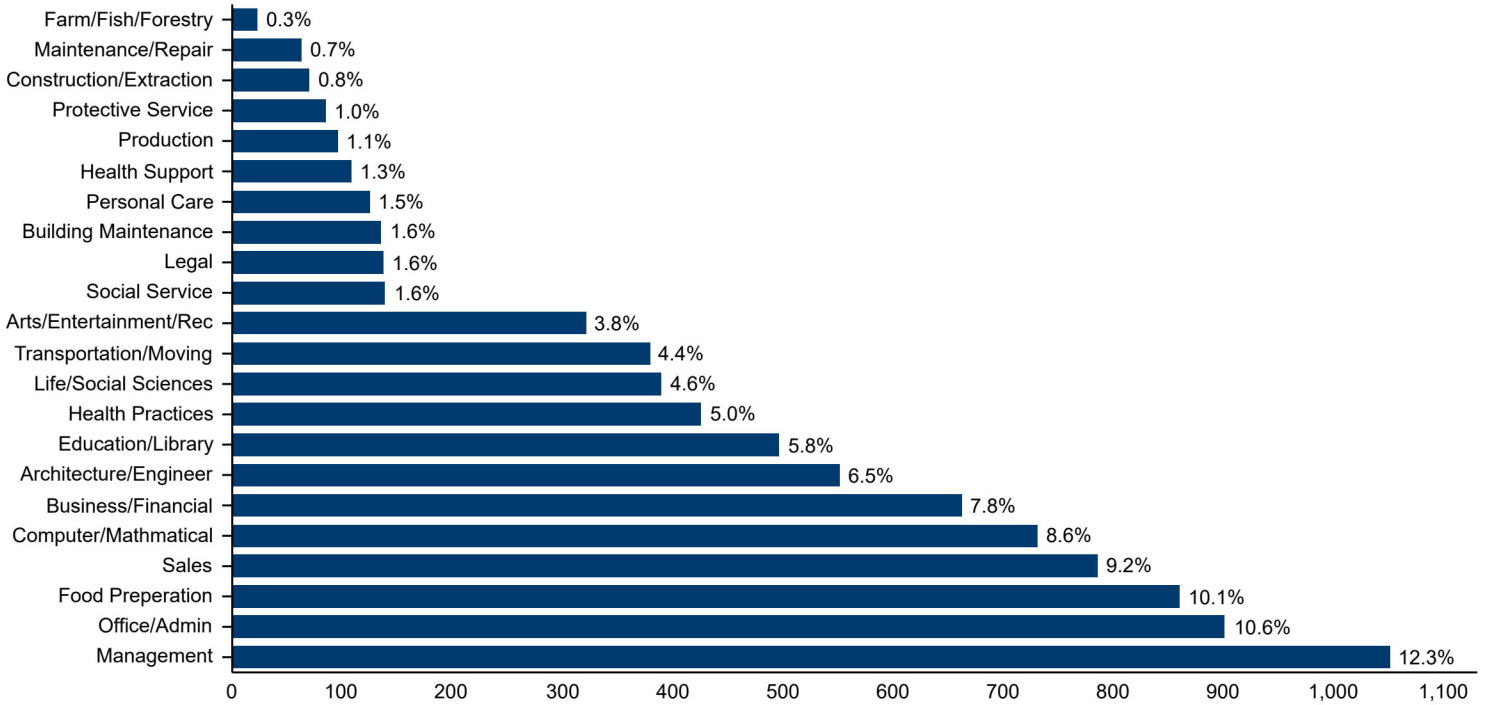
The smallest group: \$150,000 - \$199,999 (5.3%)

| Indicator ▲ | Value | Diff |
|-----------------------|-------|--------|
| <\$15,000 | 27.5% | +18.3% |
| \$15,000 - \$24,999 | 7.8% | +2.4% |
| \$25,000 - \$34,999 | 8.1% | +1.8% |
| \$35,000 - \$49,999 | 7.0% | -2.0% |
| \$50,000 - \$74,999 | 11.6% | -4.1% |
| \$75,000 - \$99,999 | 10.8% | -2.1% |
| \$100,000 - \$149,999 | 11.1% | -7.4% |
| \$150,000 - \$199,999 | 5.3% | -4.9% |
| \$200,000+ | 10.9% | -1.9% |

Bars show deviation from

Multnomah County

Employment By Industry



Pets



20%

Household Owns a Dog



18%

Household Owns a Cat



\$708

2023 Pets (Avg)

Education



7%

No High School Diploma



13%

High School Graduate



29%

Some College



52%

Bachelor's/Grad/Prof Degree

Annual Household Spending



\$2,107

Apparel & Services



\$3,492

Eating Out



\$6,106

Groceries



\$5,773

Health Care