

Available for Lease

33330-33342 US Hwy 19 N. | Palm Harbor, FL 34684



PROPERTY DETAILS

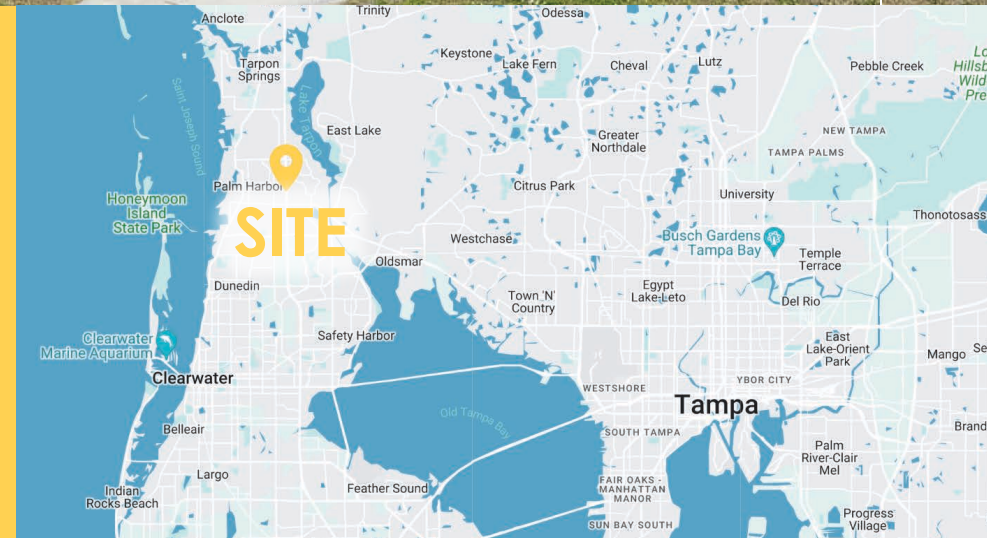
- +/- 1,200 - 2,000 SF Inline and Endcap Space Available
- Pylon Signage Available
- Densely populated, affluent area with direct visibility on US Highway 19

NEARBY RETAILERS



DEMOGRAPHICS

	1 MILE	3 MILES	5 MILES
Population	11,106	84,025	178,062
Households	5,229	38,296	82,343
Average Household Income	\$93,817	\$104,140	\$103,700
Daytime Employees	5,598	26,321	65,440



TRAFFIC COUNTS

US HWY 19 N. - 85,500 VPD
TAMPA RD. - 17,300 VPD

CONTACT FOR LEASING

JANNIE HUETING

(813) 382-2929

jhueting@northbridgecreg.com

CECI TRICOLI

(954) 684-7434

ctricoli@northbridgecreg.com

CASEY KEY

(724) 263-8991

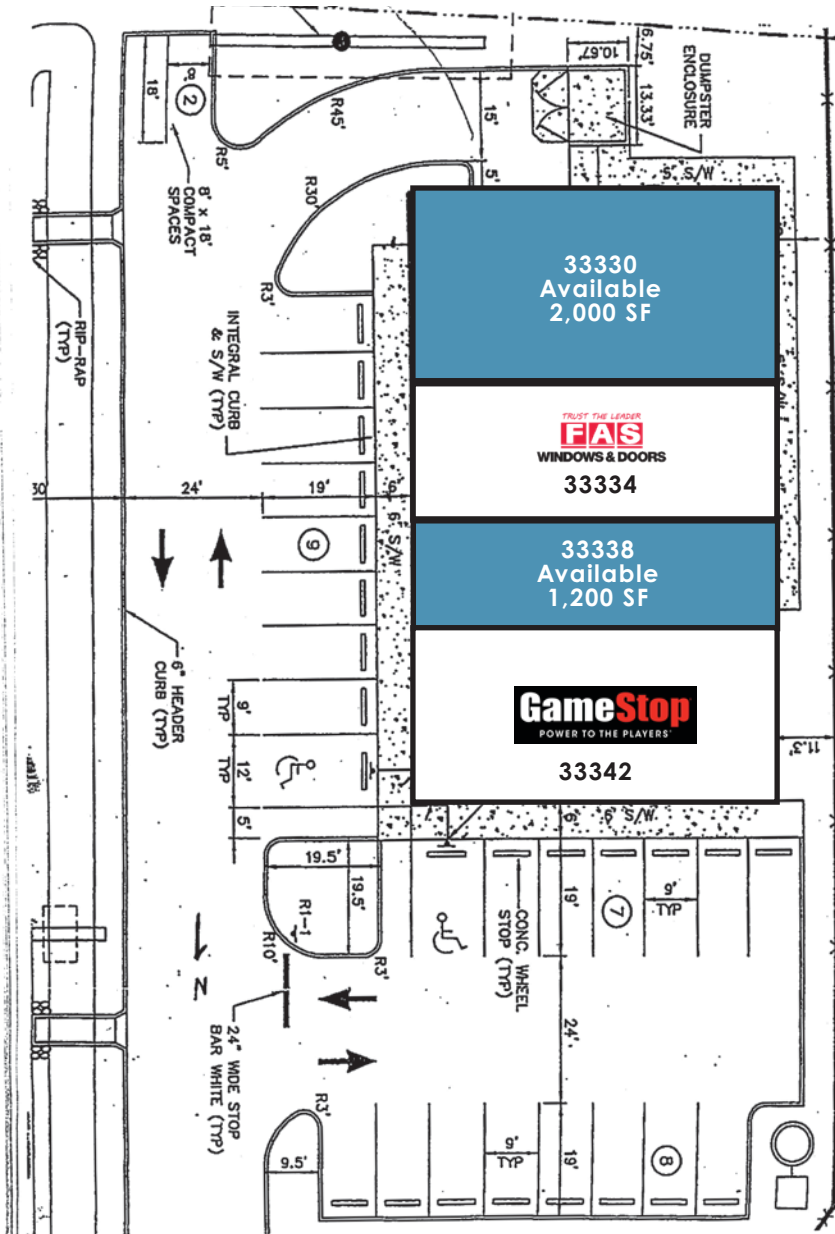
ckey@northbridgecreg.com

4693 Van Dyke Rd.

Lutz, FL 33558

www.NorthbridgeCREG.com





TENANT ROSTER

UNIT	TENANT	SF
33330	Available	2,000 SF
33334	FAS Window & Door	1,300 SF
33338	Available	1,200 SF
33342	Gamestop	1,600 SF



CONTACT FOR LEASING

JANNIE HUETING

(813) 382-2929

jhueting@northbridgecreg.com

CECI TRICOLI

(954) 684-7434

ctricoli@northbridgecreg.com

CASEY KEY

(724) 263-8991

ckey@northbridgecreg.com

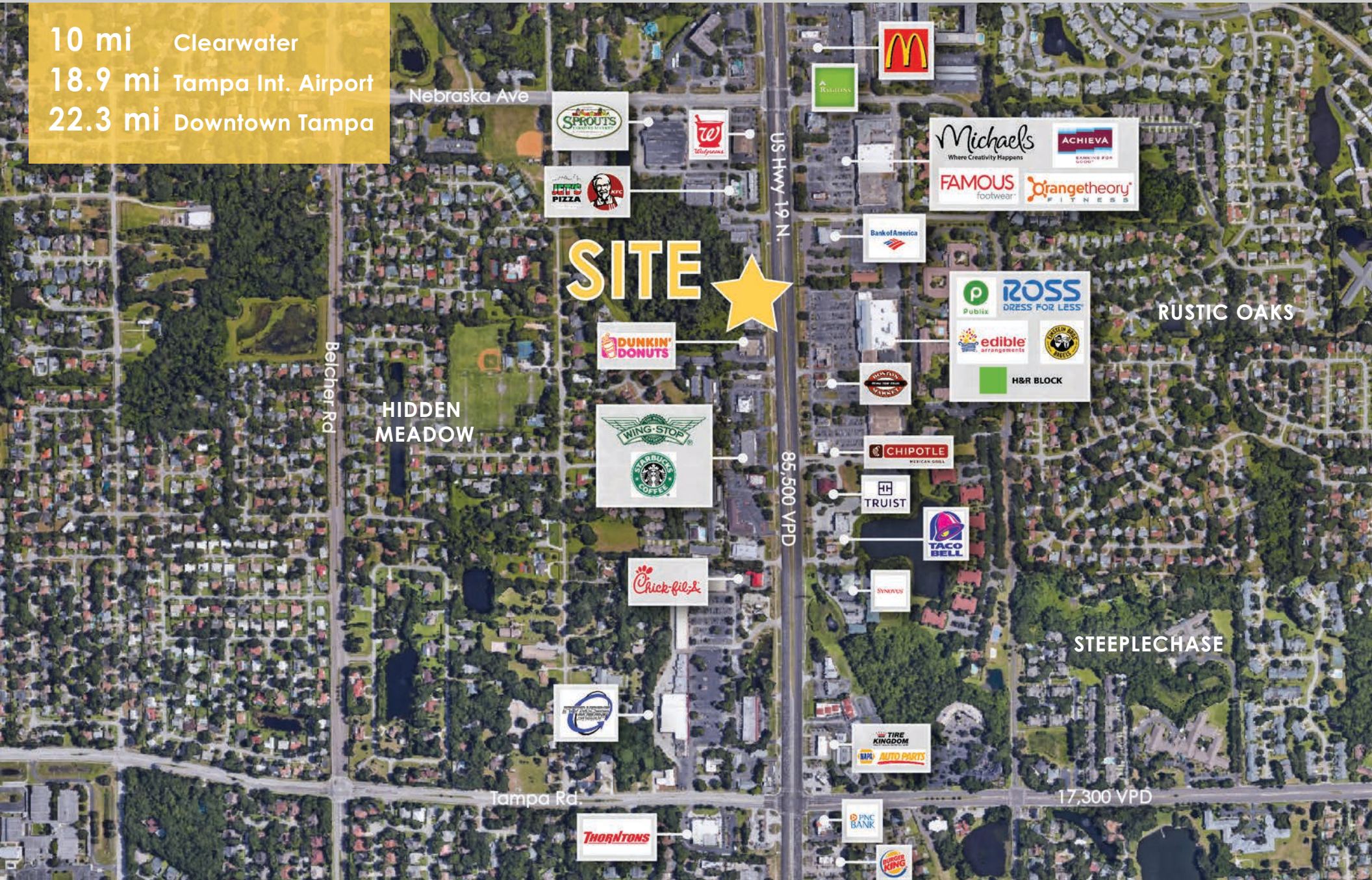
4693 Van Dyke Rd.

Lutz, FL 33558

www.NorthbridgeCREG.com



10 mi Clearwater
 18.9 mi Tampa Int. Airport
 22.3 mi Downtown Tampa



CONTACT FOR LEASING

JANNIE HUETING
 (813) 382-2929
jhueting@northbridgecreg.com

CECI TRICOLI
 (954) 684-7434
ctricoli@northbridgecreg.com

CASEY KEY
 (724) 263-8991
ckey@northbridgecreg.com

No warranty expressed or implied has been made as to the accuracy of the information provided herein, no liability assumed for error omission.

