



# FOR SALE / LEASE

## INDUSTRIAL PROPERTY



6 Ringle Ave  
Wabash, IN 46992

## 30,000 SF Industrial Spec Building Expandable To 83,250 SF

### About The Property

- New Construction - Will Finish To Suit
- Situated on +/- 3.0 Acres
- Ceiling height 26' (Eaves) 28' 6" (Peak)
- 2 dock doors & 1 drive-in door
- Attractive architectural entry to accommodate 2-story office build-out or mezzanine
- 6 year phased-in tax abatement
- Sale Price: Please Inquire
- Lease Rate: \$7.61/sf/yr NNN



**STEVE ZACHER**  
SIOR, CCIM, Managing Broker  
szacher@zacherco.com  
260.422.8474

**JOHN ADAMS CCIM**  
Senior Broker  
jadams@zacherco.com  
260.422.8474 x209

444 E. MAIN STREET, SUITE 203, FORT WAYNE, IN 46802 • WWW.ZACHERCO.COM

*The information contained herein was obtained from sources we consider to be reliable. We cannot be responsible, however, for errors, omissions, prior sale, withdrawal from the market or change in price. We make no representation as to the environmental or structural condition of the property and recommend independent investigation by all parties.*

# PROPERTY INFORMATION

## 30,000 SF INDUSTRIAL SPEC BUILDING EXPANDABLE TO 83,250 SF

### BUILDING /SIZE/LOCATION/ZONING

Total Building Area	30,000 SF
Street Address	Ringel Ave & N State Road 13
City, State, Zip	Wabash, IN 46992
County/Township	Wabash/Noble
Site Acreage	+/- 3.0 Acres
Zoning	WCLI/Light Industry District

### PRICE/AVAILABILITY

Lease Rate	\$7.61 /sf/yr NNN
Sale Price	Please Inquire
Shell Complete	Ready for finish

### PROPERTY TAXES

Parcel Number	85-10-36-200-005.000-008
---------------	--------------------------

### BUILDING DATA

Condition	New
Construction Date	2025
Roof	Standing seam
Floor	6" Reinforced concrete
Ceiling Height	26' (Eave) 28' 6"Peak)
Bay Spacing	31' x 60'
Dimensions	240' x 125'
Electrical	600 amp, 480v, 3 phase
Sprinkler	Wet System

### FINANCIAL RESPONSIBILITIES

Utilities	Tenant
Property Taxes	Tenant
Property Insurance	Tenant
Common Area Maintenance	Tenant
Non Structural Maintenance	Tenant
Roof & Structure	Landlord

### ESTIMATED OPERATING COSTS

		Cost (\$F)
Taxes	Will advise	\$0.00
Insurance	Will advise	\$0.00
CAM	Will advise	\$0.00
Total	Will advise	\$0.00

### LOADING FACILITIES

Dock Doors	two (9' x 9) with 40,000 # manual levelers
Drive-in Doors	one 14' x 14'

### UTILITIES

Electric Supplier	Duke Energy
Natural Gas	NIPSCO
Water & Sewer	City of Wabash



**STEVE ZACHER**  
SIOR, CCIM, Managing Broker  
szacher@zacherco.com  
260.422.8474

**JOHN ADAMS CCIM**  
Senior Broker  
jadams@zacherco.com  
260.422.8474 x209



The information contained herein was obtained from sources we consider to be reliable. We cannot be responsible, however, for errors, omissions, prior sale, withdrawal from the market or change in price. We make no representation as to the environmental or structural condition of the property and recommend independent investigation by all parties.

# BUILDING FINISHES

## 30,000 SF INDUSTRIAL SPEC BUILDING EXPANDABLE TO 83,250 SF

### LEVEL OF FINISHES

- Exterior Standard metal panel with vinyl faced 4" Fiberglass Batt Insulation
- Roof Standing seam metal
- Insulation R13 sidewalls R19 roof
- Floor 6" Reinforced concrete or to Tenants specifications
- Electrical 600 amp, 488/277 Volt, 3 phase (additional power is available)
- Lighting LED 30' candels
- Heat in Whse. One wall mounted Cambridge S-800 Air makeup unit
- Ventilation Wall fans and louvers
- Dock Doors Two 9'x9' with 40,000 pound mechanical levelers with dock seals
- Drive-in Doors One 14'x14'
- Fire Protection Wet System. It is possible to upgrade to ESFR
- Parking 10 vehicles; more can be added
- Restrooms Not included but will finish to suit
- Office finish Not included but will finish to suit

Additional finishes can be added to meet the users specific needs and will be either amortized over the term of the lease as additional rent or paid by the tenant.



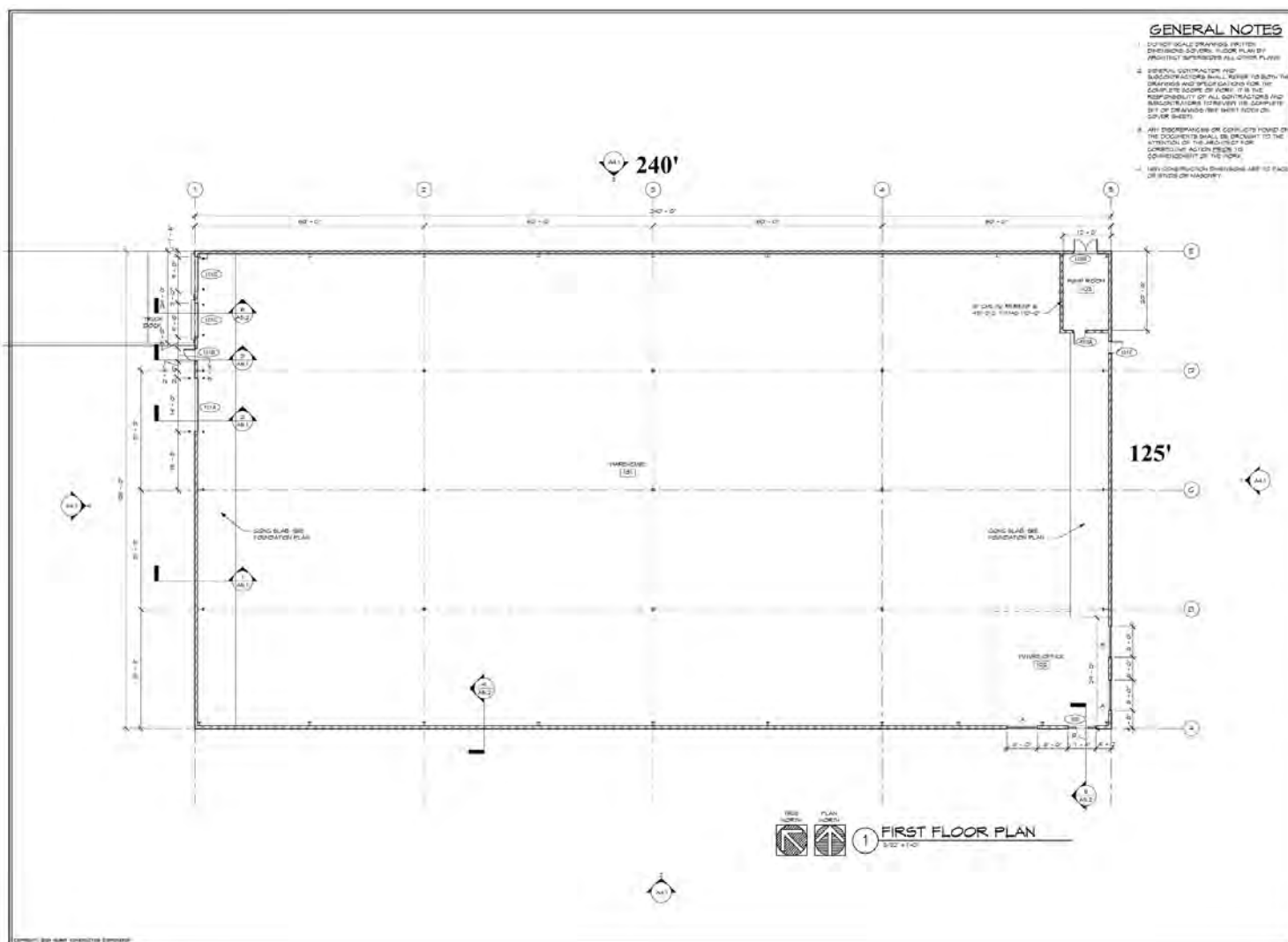
**STEVE ZACHER**  
SIOR, CCIM, Managing Broker  
szacher@zacherco.com  
260.422.8474

**JOHN ADAMS CCIM**  
Senior Broker  
jadams@zacherco.com  
260.422.8474 x209



*The information contained herein was obtained from sources we consider to be reliable. We cannot be responsible, however, for errors, omissions, prior sale, withdrawal from the market or change in price. We make no representation as to the environmental or structural condition of the property and recommend independent investigation by all parties.*

## 30,000 SF INDUSTRIAL SPEC BUILDING EXPANDABLE TO 83,250 SF



**STEVE ZACHER**  
SIOR, CCIM, Managing Broker  
szacher@zacherco.com  
260.422.8474

**JOHN ADAMS CCIM**  
Senior Broker  
jadams@zacherco.com  
260.422.8474 x209



*The information contained herein was obtained from sources we consider to be reliable. We cannot be responsible, however, for errors, omissions, prior sale, withdrawal from the market or change in price. We make no representation as to the environmental or structural condition of the property and recommend independent investigation by all parties.*



# SITE PLAN

30,000 SF INDUSTRIAL SPEC BUILDING EXPANDABLE TO 83,250 SF



**STEVE ZACHER**  
SIOR, CCIM, Managing Broker  
szacher@zacherco.com  
260.422.8474

**JOHN ADAMS CCIM**  
Senior Broker  
jadams@zacherco.com  
260.422.8474 x209

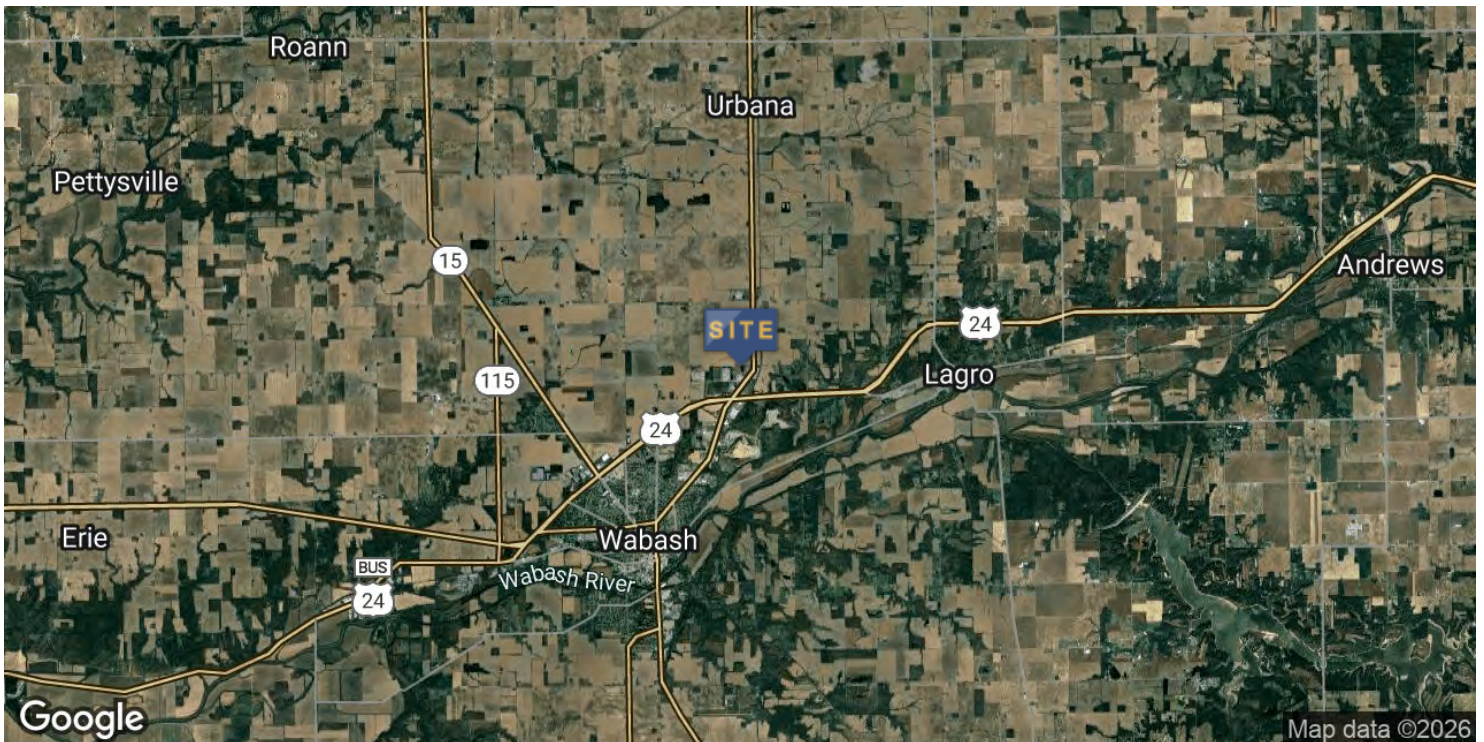


*The information contained herein was obtained from sources we consider to be reliable. We cannot be responsible, however, for errors, omissions, prior sale, withdrawal from the market or change in price. We make no representation as to the environmental or structural condition of the property and recommend independent investigation by all parties.*



# LOCATION MAP

30,000 SF INDUSTRIAL SPEC BUILDING EXPANDABLE TO 83,250 SF



STEVE ZACHER  
SIOR, CCIM, Managing Broker  
szacher@zacherco.com  
260.422.8474

JOHN ADAMS CCIM  
Senior Broker  
jadams@zacherco.com  
260.422.8474 x209

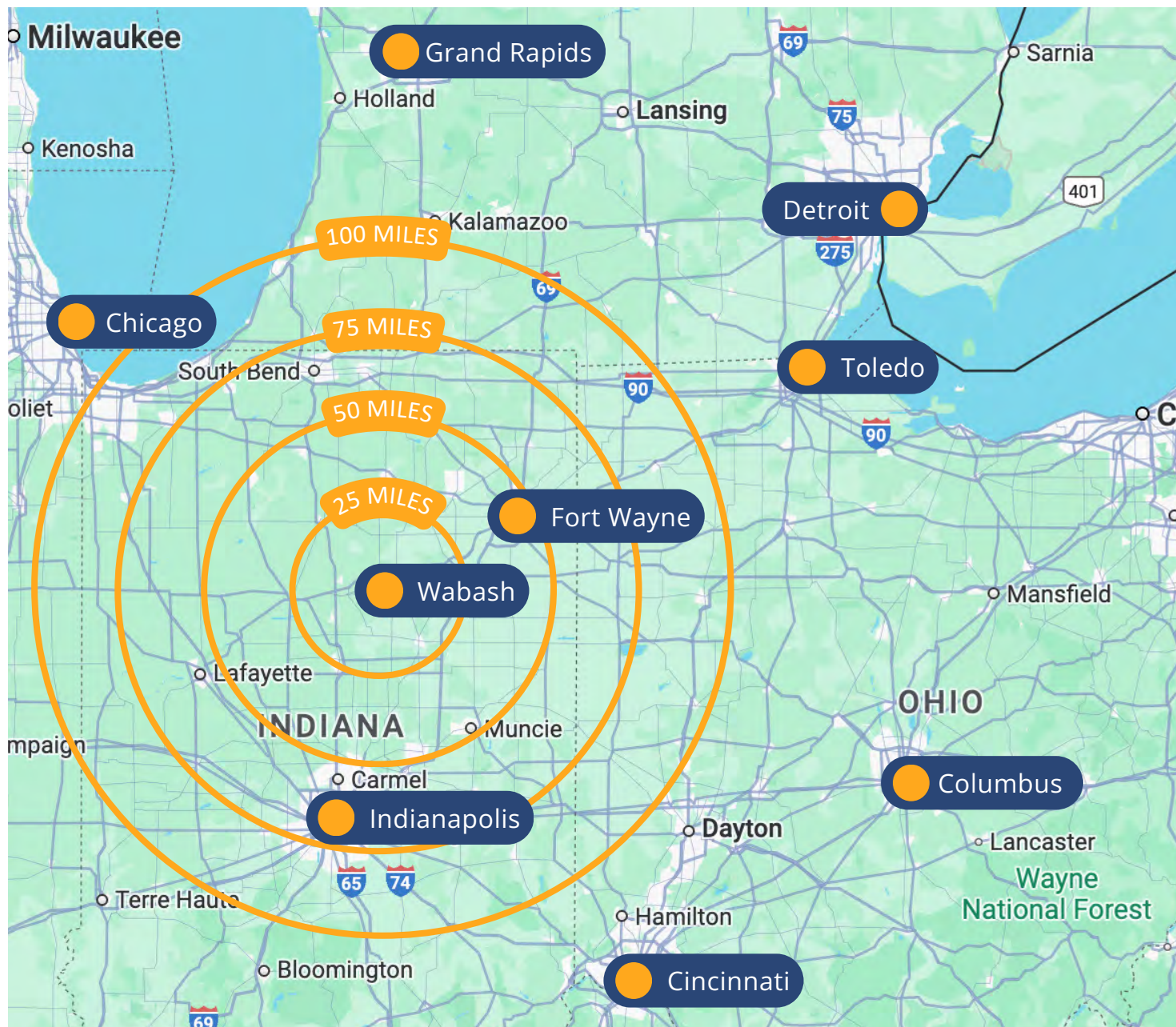


The information contained herein was obtained from sources we consider to be reliable. We cannot be responsible, however, for errors, omissions, prior sale, withdrawal from the market or change in price. We make no representation as to the environmental or structural condition of the property and recommend independent investigation by all parties.



# DRIVING DISTANCE MAP

30,000 SF INDUSTRIAL SPEC BUILDING EXPANDABLE TO 83,250 SF



## DISTANCE FROM WABASH, INDIANA, TO MAJOR CITIES

<b>Fort Wayne</b>	46 miles
<b>Indianapolis</b>	84 miles
<b>Toledo</b>	148 miles
<b>Chicago</b>	157 miles

<b>Cincinnati</b>	182 miles
<b>Columbus</b>	182 miles
<b>Grand Rapids</b>	200 miles
<b>Detroit</b>	208 miles



**STEVE ZACHER**  
SIOR, CCIM, Managing Broker  
szacher@zacherco.com  
260.422.8474

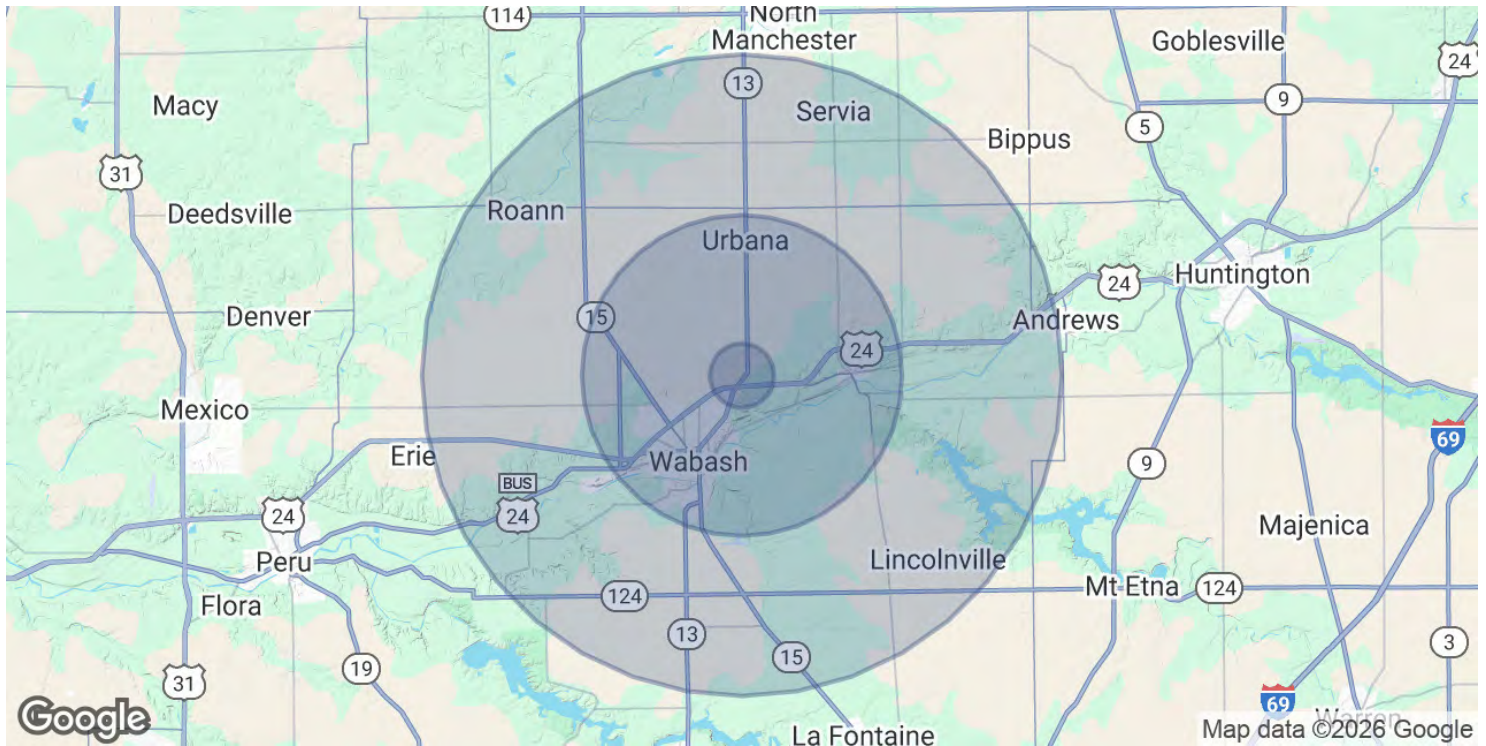
**JOHN ADAMS CCIM**  
Senior Broker  
jadams@zacherco.com  
260.422.8474 x209



The information contained herein was obtained from sources we consider to be reliable. We cannot be responsible, however, for errors, omissions, prior sale, withdrawal from the market or change in price. We make no representation as to the environmental or structural condition of the property and recommend independent investigation by all parties.

# DEMOGRAPHICS MAP & REPORT

## 30,000 SF INDUSTRIAL SPEC BUILDING EXPANDABLE TO 83,250 SF



POPULATION	1 MILE	5 MILES	10 MILES
Total Population	179	13,506	21,712
Average Age	44	44	44
Average Age (Male)	44	42	43
Average Age (Female)	44	45	45

HOUSEHOLDS & INCOME	1 MILE	5 MILES	10 MILES
Total Households	73	5,787	9,091
# of Persons per HH	2.5	2.3	2.4
Average HH Income	\$96,258	\$77,793	\$82,816
Average House Value	\$236,369	\$163,906	\$182,151

Demographics data derived from AlphaMap



**STEVE ZACHER**  
 SIOR, CCIM, Managing Broker  
 szacher@zacherco.com  
 260.422.8474

**JOHN ADAMS CCIM**  
 Senior Broker  
 jadams@zacherco.com  
 260.422.8474 x209



The information contained herein was obtained from sources we consider to be reliable. We cannot be responsible, however, for errors, omissions, prior sale, withdrawal from the market or change in price. We make no representation as to the environmental or structural condition of the property and recommend independent investigation by all parties.