



Orr and Day Rd (20,399 CPD)

Telegraph Rd (51,176 CPD)

Restaurant/Medical/Retail For Lease

Available:

±1,143 - 6,400 SF

Contact us:

(323) 609 3172

James Rodriguez

Sr. Vice President

+1 213 532 3284

james.rodriguez@colliers.com

Michael Bohorquez

Vice President

+1 213 532 3220

michael.bohorquez@colliers.com



Colliers International

865 S. Figueroa St., Suite 3500

Los Angeles, CA 90017

Santa Fe Springs Promenade

11442 Telegraph Rd

Santa Fe Springs, CA, 90670

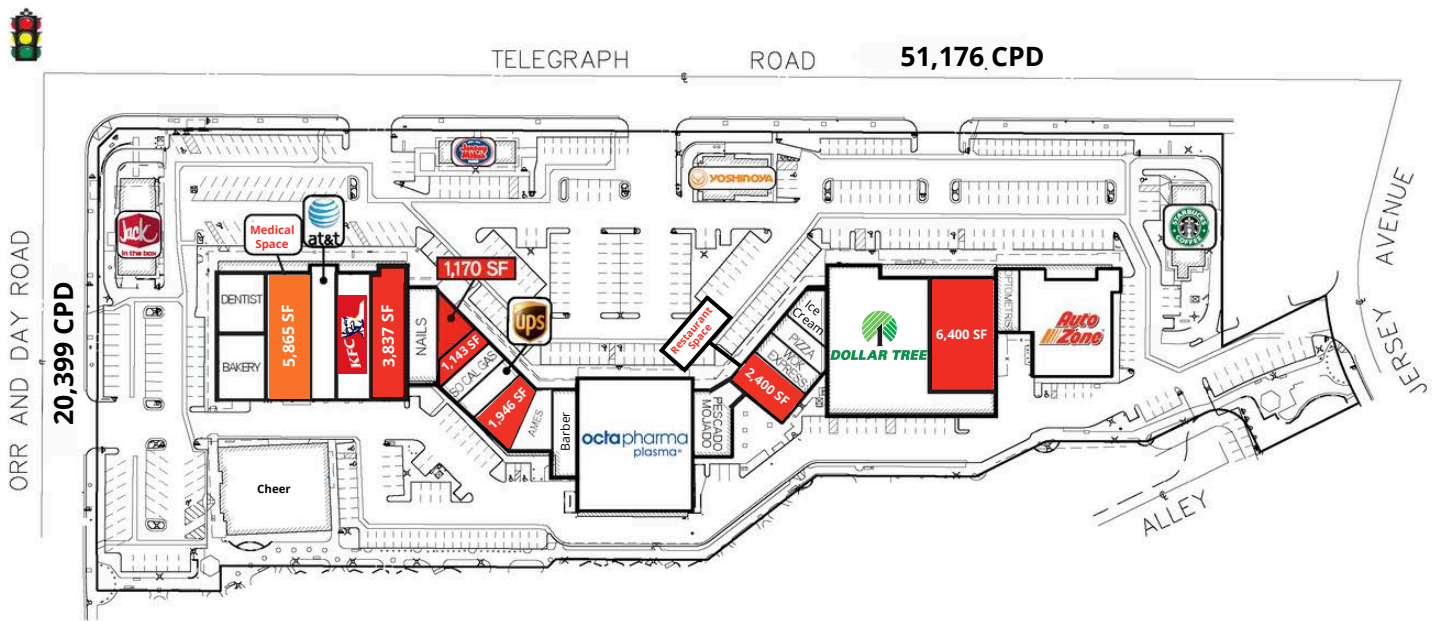
Property Highlights

- Located at a signalized intersection with traffic counts exceeding 71,000 cars per day
- Adjacent to 605 Freeway with large digital pylon signage available
- Tenants include Starbucks, Auto Zone, Dollar Tree, Yoshinoya, Jersey Mike's, AT&T, Jack in the Box, and KFC.
- Strong three-mile demographics with over 211,000 residents, 58,000 households, a daytime population of 100,000, and average household income over \$93,000

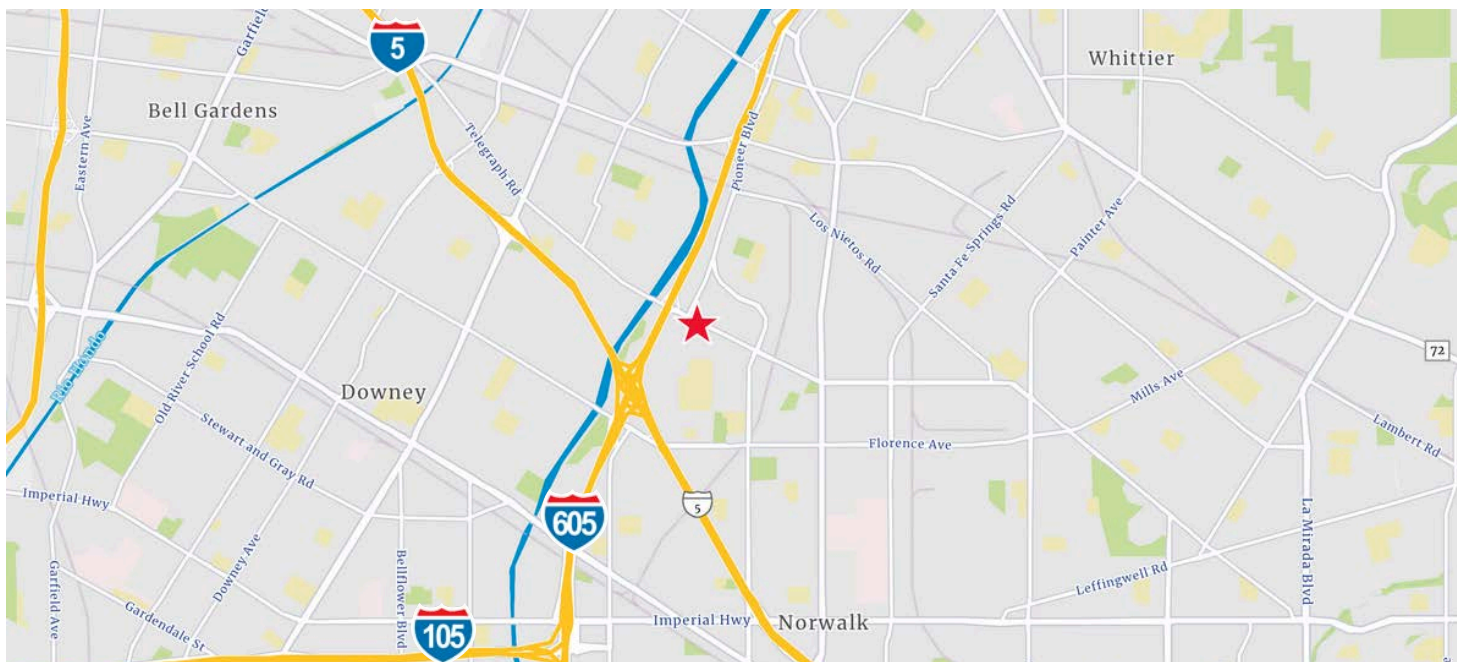
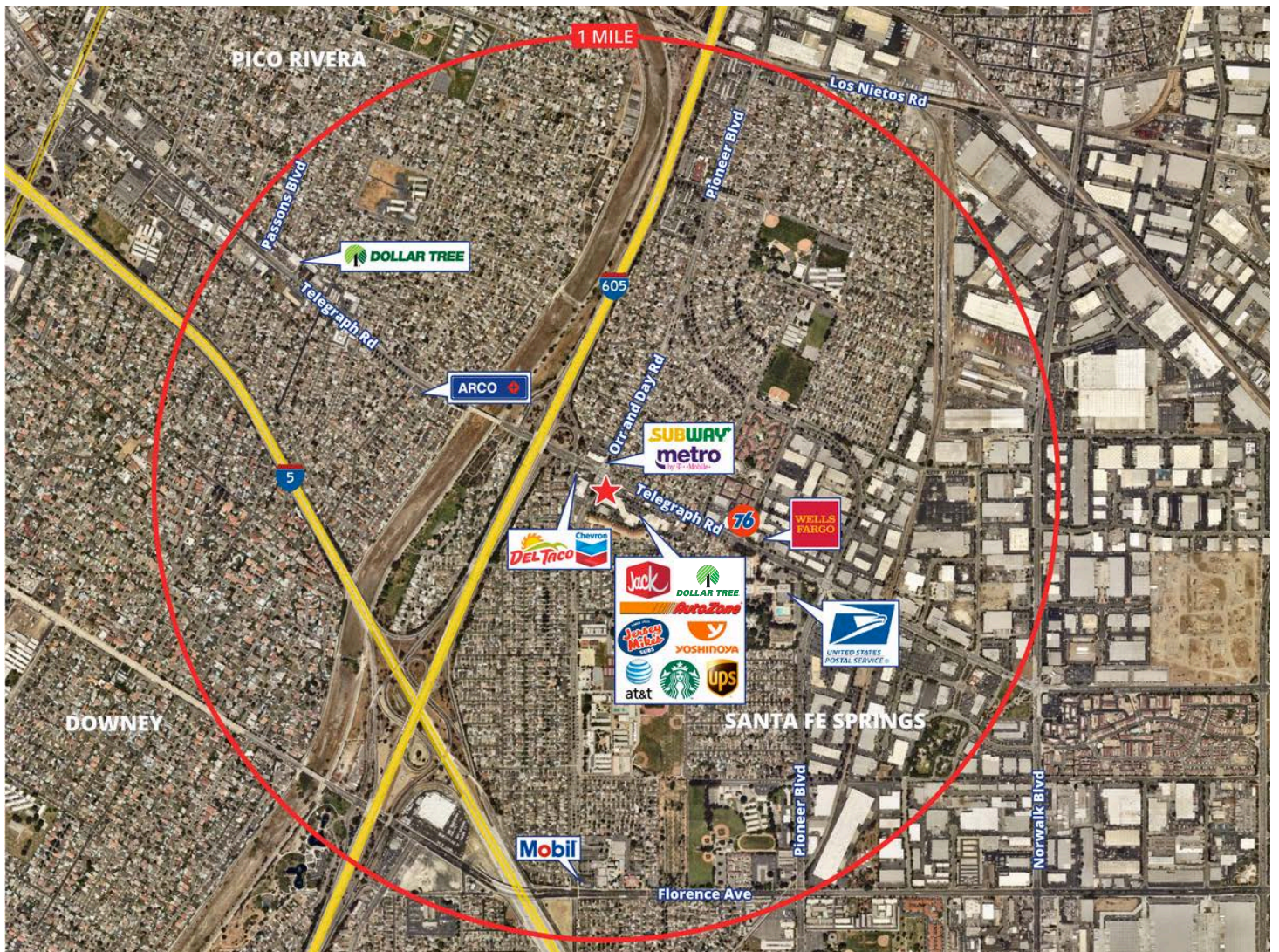
Copyright © 2023 Colliers International. Information herein has been obtained from sources deemed reliable, however its accuracy cannot be guaranteed. The user is required to conduct their own due diligence and verification.

Accelerating success.

Site Plan & Aerial



Location Maps



Demographics

	1 mile radius	3 mile radius	5 mile radius
Current Year Summary			
Total Population	21,043	210,636	629,765
Total Households	5,723	57,945	175,526
Total Family Households	4,774	46,359	140,079
Average Household Size	3.66	3.59	3.55
Median Age	36.3	34.6	34.1
Population Age 25+	14,457	139,381	410,923
2010-2021 Population: Annual Growth Rate (CAGR)	0.07%	0.17%	0.11%
Five Year Projected Trends: Annual Rate (CAGR)			
Population	-0.02%	0.04%	0.01%
Households	-0.10%	-0.03%	-0.07%
Families	-0.06%	0.00%	-0.02%
Median Household Income	2.85%	2.21%	2.46%
Current Year Population by Sex			
Male Population	10,247	103,689	309,940
% Male	48.7%	49.2%	49.2%
Female Population	10,796	106,947	319,825
% Female	51.3%	50.8%	50.8%
Current Year Race and Ethnicity			
Total	21,043	210,637	629,765
White Alone	59.5%	55.6%	53.5%
Black Alone	1.4%	2.7%	3.1%
American Indian Alone	1.2%	1.1%	1.1%
Asian Alone	4.6%	6.1%	6.9%
Pacific Islander Alone	0.1%	0.2%	0.2%
Some Other Race Alone	29.0%	30.2%	31.0%
Two or More Races	4.3%	4.1%	4.3%
Hispanic Origin	83.2%	79.5%	77.1%
Diversity Index	74.3	78.8	81.1
Current Year Educational Attainment			
Total	14,461	139,381	410,925
Less than 9th Grade	9.9%	12.1%	12.9%
9th - 12th Grade, No Diploma	8.9%	9.7%	9.8%
High School Graduate	26.3%	26.2%	26.2%
GED/Alternative Credential	3.4%	2.6%	2.4%
Some College, No Degree	23.6%	22.0%	21.0%
Associate Degree	8.4%	7.4%	7.7%
Bachelor's Degree	13.2%	14.3%	14.0%
Graduate/Professional Degree	6.2%	5.7%	5.9%
Current Year Income and Households Summary			
Median Household Income	\$88,635	\$77,363	\$71,059
Average Household Income	\$103,263	\$93,219	\$87,689
Per Capita Income	\$28,381	\$25,664	\$24,474
Current Year Summary Business Data			
Total Businesses	611	8,249	20,193
Total Daytime Population	21,060	222,985	614,588
Daytime Population: Workers	9,401	102,089	248,330
Daytime Population: Residents	11,659	120,896	366,258

Contact

James Rodriguez
 Sr. Vice President
 +1 213 532 3284
 james.rodriguez@colliers.com

Michael Bohorquez
 Vice President
 +1 213 532 3220
 michael.bohorquez@colliers.com

This document has been prepared by Colliers International for advertising and general information only. Colliers International makes no guarantees, representations or warranties of any kind, expressed or implied, regarding the information including, but not limited to, warranties of content, accuracy and reliability. Any interested party should undertake their own inquiries as to the accuracy of the information. Colliers International excludes unequivocally all inferred or implied terms, conditions and warranties arising out of this document and excludes all liability for loss and damages arising therefrom. This publication is the copyrighted property of Colliers International and/or its licensor(s). © 2023. All rights reserved.