

AVAILABLE

52,380 SF

981-983 Industrial Park Drive
Marietta, GA 30062

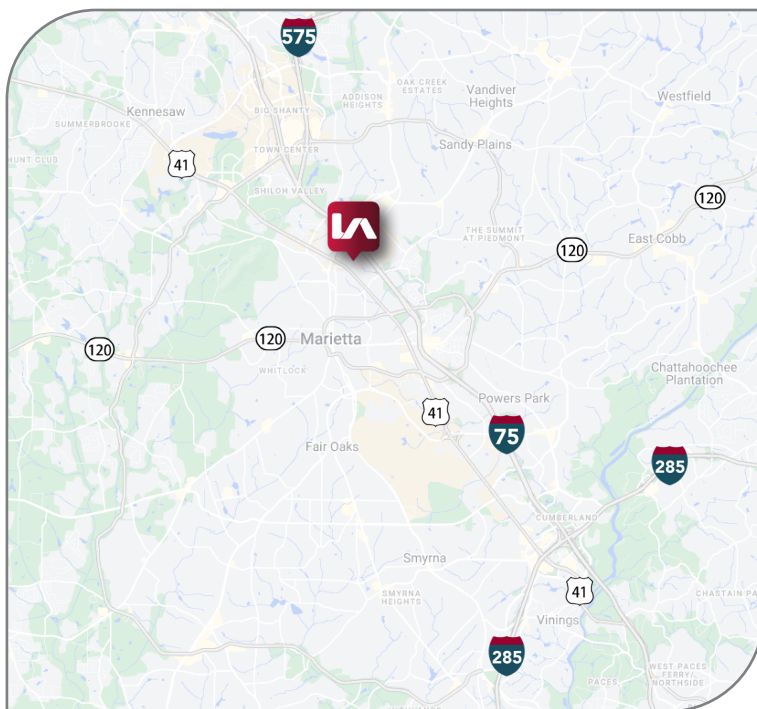


PROPERTY OVERVIEW

- Infill location
- Ideal for manufacturing
- Total Building SF: 52,380 SF
- Minimum Divisible SF: 20,700 SF
- Sprinkled
- Zoning: Heavy Industrial

KEY DISTANCES

- I-75: 1.4 miles via GA Highway 5
- I-75: 1.9 miles via Highway 120 Loop
- I-285: 8.3 miles
- FedEx: 4.9 miles
- Hartsfield-Jackson Atlanta Int'l Airport: 32.9 miles



BILLY SNOWDEN, SIOR
bsnowden@lee-associates.com
O 404.442.2839

RICK TUMLIN, CCIM, SIOR
rtumlin@lee-associates.com
O 404.442.2816

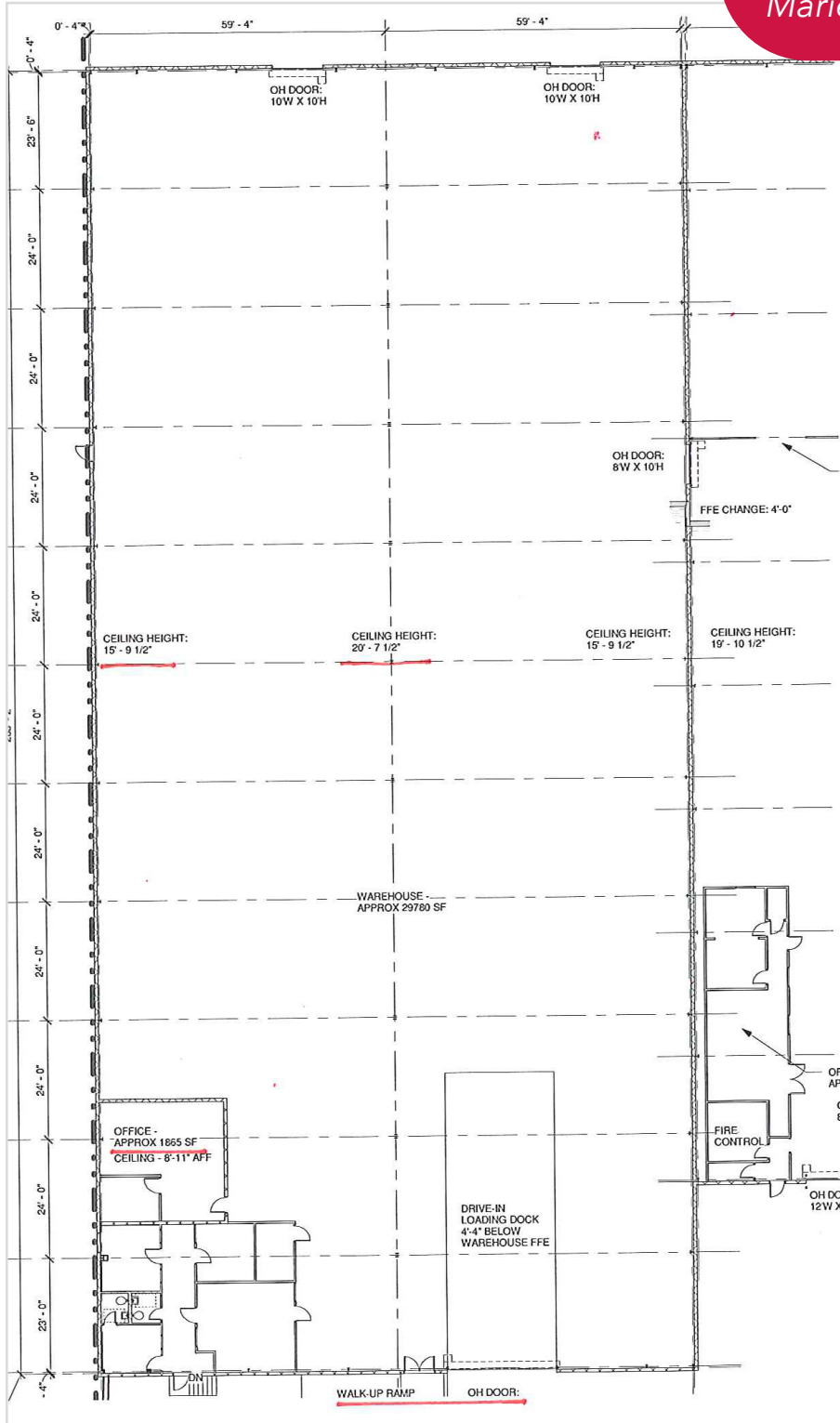
WILLIE CANDLER
wcandler@lee-associates.com
O 404.442.2802

All information furnished regarding property for sale, rental, or financing is from sources deemed reliable, but not warranty or representation is made to the accuracy thereof and same is submitted to errors, omissions, change of price, rental or other conditions prior to sale, lease, or financing or withdrawal without notice. No liability of any kind is to be imposed on the broker herein.

AVAILABLE

52,380 SF

981-983 Industrial Park Drive
Marietta, GA 30062



981 INDUSTRIAL PARK DRIVE

Available: 31,680 SF

Office SF: 1,865 SF

Loading: 2 dock high (dock well)

1 EOD leveler

1 drive in

Power: 200 amp 3 phase

Clear Height: 20' at peak; 17' at eaves

Column Spacing: 24' x 59'4" typical

BILLY SNOWDEN, SIOR
bsnowden@lee-associates.com
☎ 404.442.2839

RICK TUMLIN, CCIM, SIOR
rtumlin@lee-associates.com
☎ 404.442.2816

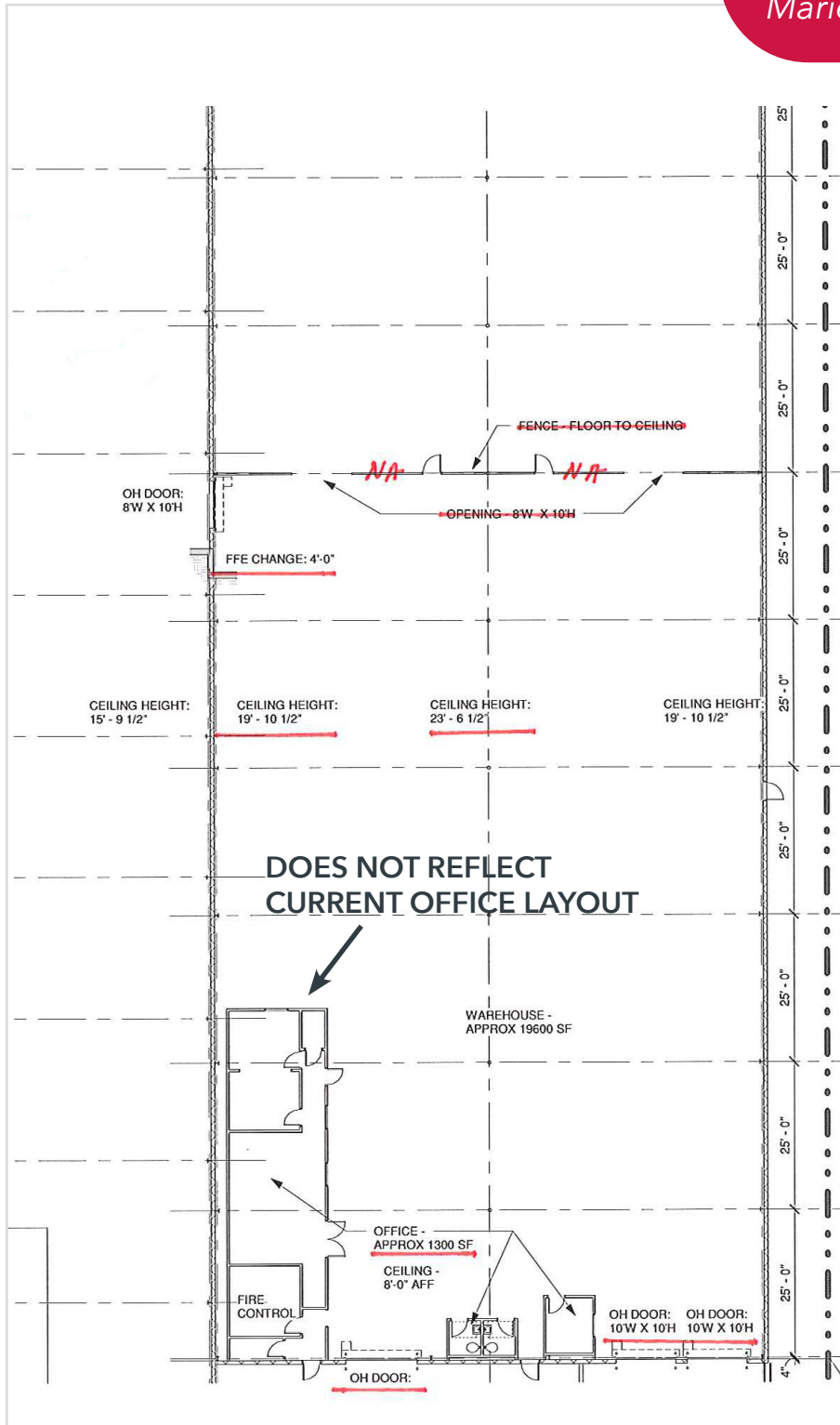
WILLIE CANDLER
wcandler@lee-associates.com
☎ 404.442.2802

All information furnished regarding property for sale, rental, or financing is from sources deemed reliable, but not warranty or representation is made to the accuracy thereof and same is submitted to errors, omissions, change of price, rental or other conditions prior to sale, lease, or financing or withdrawal without notice. No liability of any kind is to be imposed on the broker herein.

AVAILABLE

52,380 SF

981-983 Industrial Park Drive
Marietta, GA 30062



983 INDUSTRIAL PARK DRIVE

Available: 20,700 SF

Office SF: 1,300 SF

Loading: 2 dock high

1 EOD leveler

1 drive in

Power: 800 amp 3 phase

Clear Height: 23' at peak; 19' at eaves

Column Spacing: 25' x 59'4" typical

BILLY SNOWDEN, SIOR
bsnowden@lee-associates.com
O 404.442.2839

RICK TUMLIN, CCIM, SIOR
rtumlin@lee-associates.com
O 404.442.2816

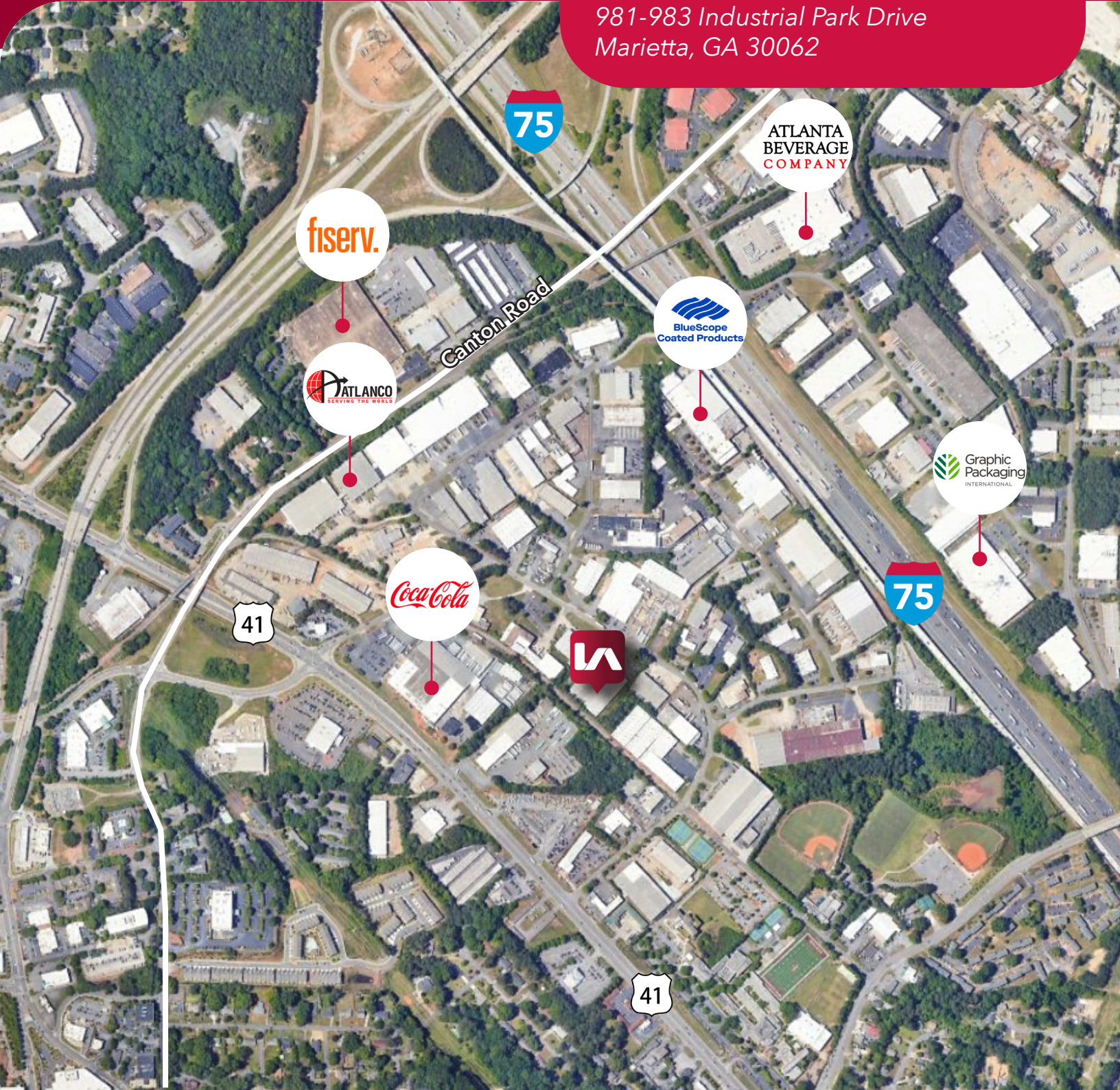
WILLIE CANDLER
wcandler@lee-associates.com
O 404.442.2802

All information furnished regarding property for sale, rental, or financing is from sources deemed reliable, but not warranty or representation is made to the accuracy thereof and same is submitted to errors, omissions, change of price, rental or other conditions prior to sale, lease, or financing or withdrawal without notice. No liability of any kind is to be imposed on the broker herein.

AVAILABLE

52,380 SF

981-983 Industrial Park Drive
Marietta, GA 30062



BILLY SNOWDEN, SIOR
bsnowden@lee-associates.com
O 404.442.2839

RICK TUMLIN, CCIM, SIOR
rtumlin@lee-associates.com
O 404.442.2816

WILLIE CANDLER
wcandler@lee-associates.com
O 404.442.2802

All information furnished regarding property for sale, rental, or financing is from sources deemed reliable, but not warranty or representation is made to the accuracy thereof and same is submitted to errors, omissions, change of price, rental or other conditions prior to sale, lease, or financing or withdrawal without notice. No liability of any kind is to be imposed on the broker herein.