



4950
FROLICH LANE

4900
FROLICH LANE

4990 - 5100
FROLICH LANE

Frolich Lane

Tuxedo Industrial Park

4900-5100 FROLICH LANE | HYATTSVILLE, MD 20781

FOR SALE | THREE-BUILDING INDUSTRIAL PORTFOLIO | 78,093 SF





Property Overview

Stream Realty Partners is pleased to present Tuxedo Industrial Park, three industrial buildings totaling 78,093 square feet in Hyattsville, Maryland, zoned IH (Industrial Heavy) in Prince George's County. IH zoned land inside the Capital Beltway is increasingly scarce, with available inventory continuing to decline. The project benefits from direct access to I-495, Washington DC, Reagan National, BWI, and Dulles airports, and sits within one of the most densely populated and economically productive metro areas in the country.

The project is currently 70% occupied by the current owner with the remaining portion being leased by multiple tenants providing in-place cash flow. The current owner is willing to execute a short-term sale-leaseback following closing, or vacate at closing for a purchaser looking to occupy. The combination of IH zoning, infill location, and seller flexibility makes this a notable opportunity for both investors and owner-users in a market where industrial product of this nature rarely becomes available.



USER / INVESTMENT SALE OPPORTUNITY

Addressess

4900 – 5100 Frolich Lane

City/State/Zip

Hyattsville, MD 20781

Total Project Size

78,093 SF

Site Size

3.5 Acres

Clear Height

18'

Loading

11 loading docks
and 7 drive-ins

Zoning (Prince George's County)

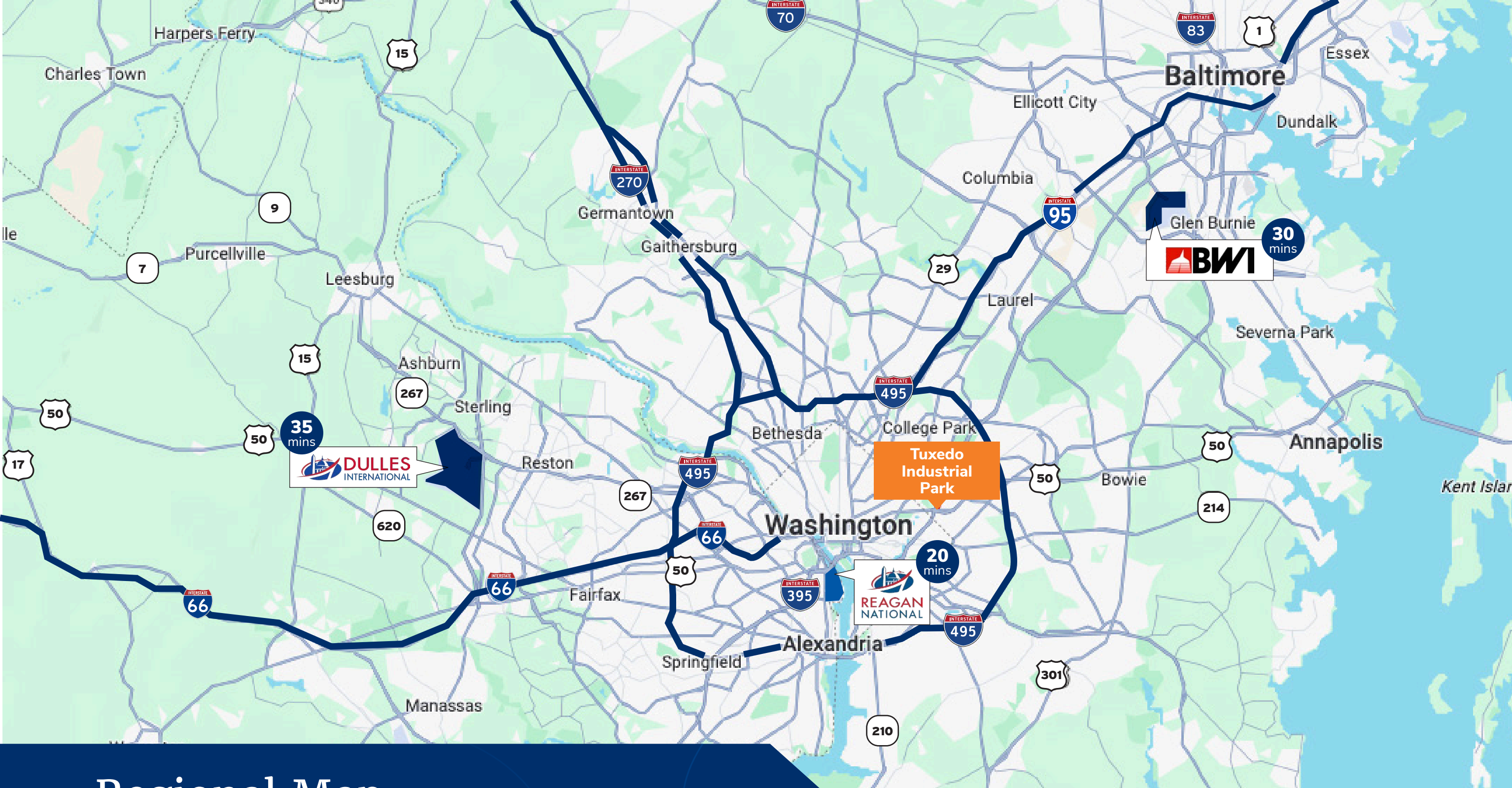
IH (Industrial Heavy)

Occupancy

100% leased; current owner
occupies 70% of project

Potential short-term leaseback from seller

10,000 SF



Regional Map

LOCATION ADVANTAGES

- 1 Minute** US Route 50
- 5 Minutes** I-495 / Capital Beltway
- 10 Minutes** Washington DC
- 20 Minutes** Ronald Reagan Airport (DCA)

- 30 Minutes** Baltimore/Washington International Airport (BWI)
- 35 Minutes** Dulles International Airport (IAD)
- 40 Minutes** Port of Baltimore

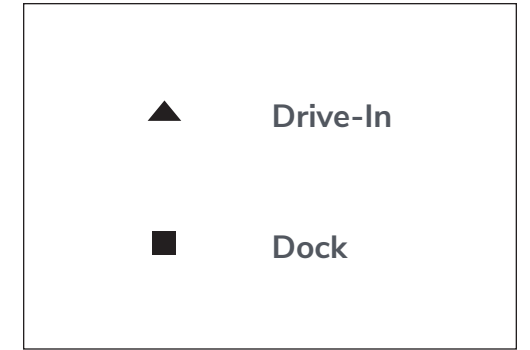
NEARBY DISTRIBUTION NODES


- 5 Minutes** Cheverly Industrial Area
- 10 Minutes** New York Avenue Corridor
- 15 Minutes** Capitol Heights Industrial Cluster
- 20 Minutes** Northeast DC Distribution Network

TUXEDO INDUSTRIAL PARK



Site Survey







WHY Prince George's County?

OVERVIEW

Prince George's County is one of the Washington metropolitan area's largest and fastest-growing economic hubs, strategically positioned adjacent to Washington, DC with direct access to major transportation infrastructure throughout the DMV. Home to nearly one million residents, the county continues to attract investment across industrial, logistics, healthcare, government contracting, and technology sectors.

The county benefits from immediate connectivity to I-495, Route 50, the Baltimore-Washington Parkway, and multiple Metro lines, making it a critical distribution and workforce location for regional operators. Major employers including Joint Base Andrews, the University of Maryland, Kaiser Permanente, and Dimensions Healthcare continue to anchor long-term economic growth throughout the region.

Prince George's County has also emerged as one of the region's strongest industrial and last-mile logistics markets, fueled by infill positioning, dense surrounding population centers, and limited available industrial supply near Washington, DC.

STATS



\$98,000

AVERAGE HOUSEHOLD INCOME (2024)



#1

MOST POPULOUS COUNTY IN MARYLAND




967,000

POPULATION



IMMEDIATE ACCESS TO WASHINGTON, DC + THE CAPITAL BELTWAY

TOP EMPLOYERS



HOME TO THE REGION'S MOST STRATEGIC INFILL LOGISTICS CORRIDORS

SERVING WASHINGTON, DC, NORTHERN VIRGINIA, AND CENTRAL MARYLAND

Zoning | Permitted Uses

IH (INDUSTRIAL, HEAVY) | PRINCE GEORGE'S COUNTY



RURAL & AGRICULTURAL USES

Community Garden
Urban Agriculture
Nursery and garden center
Agriculture research facility
Equestrian center
Farm-based alcohol production
Farm market
Farm supply sales or farm machinery/implement sales, rental, or repair
Food hub
Riding stable
Sawmill
Arboretum or botanical garden, park or greenway, or public water-oriented rec/edu area



PUBLIC, CIVIC & INSTITUTIONAL USES

Antenna
Broadcasting studio and newspaper/periodical publishing
Tower, pole, or monopole
Cultural facility
Emergency services facility
Place of worship (all types/sizes)
Driving school
Vocational or trade school
Medical or dental office or lab
Park and ride facility
Parking facility
Parking of commercial vehicles
Transit station or terminal
Solar energy systems, large-scale
Public utility uses or structures, major
Public utility uses or structures, minor
Wind energy conversion system, large-scale



COMMERCIAL USES

Adult book or video store
Adult entertainment
Animal shelter
Pet grooming establishment
Veterinary hospital or clinic
Art gallery
Art, photography, music, dance, yoga, pilates, or martial arts studio/schools
Manufacturing, artisan or maker
Qualified data center
All other business support service uses
Alcohol production facility small-scale; shared kitchen; restaurant, quick-service (without drive-through)
Catering or food processing for off-site consumption
Contractor's office
Office, general business and professional
Office park
Club or lodge, private
Rifle, pistol, or skeet shooting range: indoor
Automated teller machine (ATM), freestanding
Bank or other financial institution
Cannabis dispensary
Cannabis micro-dispensary
Convenience store
Farmers' market
Food and market hall
Commercial fuel depot
Commercial vehicle repair and maintenance
Commercial vehicle sales and rental / personal vehicle sales and rental
Heavy equipment sales, rental, servicing, or storage
Personal vehicle repair and maintenance
Taxi or limousine service facility
Vehicle parts or tire store
Vehicle paint finishing shop and vehicle or trailer storage yard
Vehicle towing and wrecker service
Boat storage yard
Nightclub



INDUSTRIAL USES

Sand and gravel wet-processing
Bulk storage of gasoline
Contractor's yard / photographic processing plant
Dry-cleaning, laundry, or carpet-cleaning plant
Fuel oil or bottled gas distribution
Printing or similar reproduction facility / small engine repair shop
Research and development
Slaughterhouse
Alcohol production facility, large-scale
Beverage bottling
Cannabis processor
Cannabis micro-processor
Concrete or brick products manufacturing
Heavy armament fabrication
Heavy armament fabrication
Manufacturing, assembly or fabrication, heavy
Paper and paperboard products
Cold storage plant or distribution warehouse
Consolidated storage
Motor freight facility
Outdoor storage (as principal use)
Storage warehouse
Warehouse showroom
Composting facility
Paper recycling collection center
Recycling collection center
Commercial vehicle sales and rental / personal vehicle sales and rental
Recycling of non-ferrous metals
Recycling plant
Solid waste processing facility
Food or beverage distribution at wholesale
All other wholesale uses

Ingress / Egress



Tuxedo Industrial Park

Baltimore-Washington Parkway

201

Frollich Lane

201

Creston St

51st St Pl

51st St Pl

Tuxedo Rd

I-495 | 20 Minute Drive



50

50

2 Minute Drive | 0.5 miles
Route 50

Washington DC | 15 Minute Drive





POSITIONED FOR REGIONAL ACCESS

Strategically positioned to serve the entire DMV through immediate highway connectivity and efficient regional access



Immediate access to MD-201, Route 50, and the Baltimore-Washington Parkway (MD-295)



Positioned minutes from I-495 / Capital Beltway connectivity



Efficient ingress and egress supporting regional distribution and service operations



Convenient truck access to major freight corridors and regional logistics nodes



Strong regional connectivity to Northern Virginia, Baltimore, and downtown DC



High visibility and connectivity within one of Prince George's County's most established industrial corridors



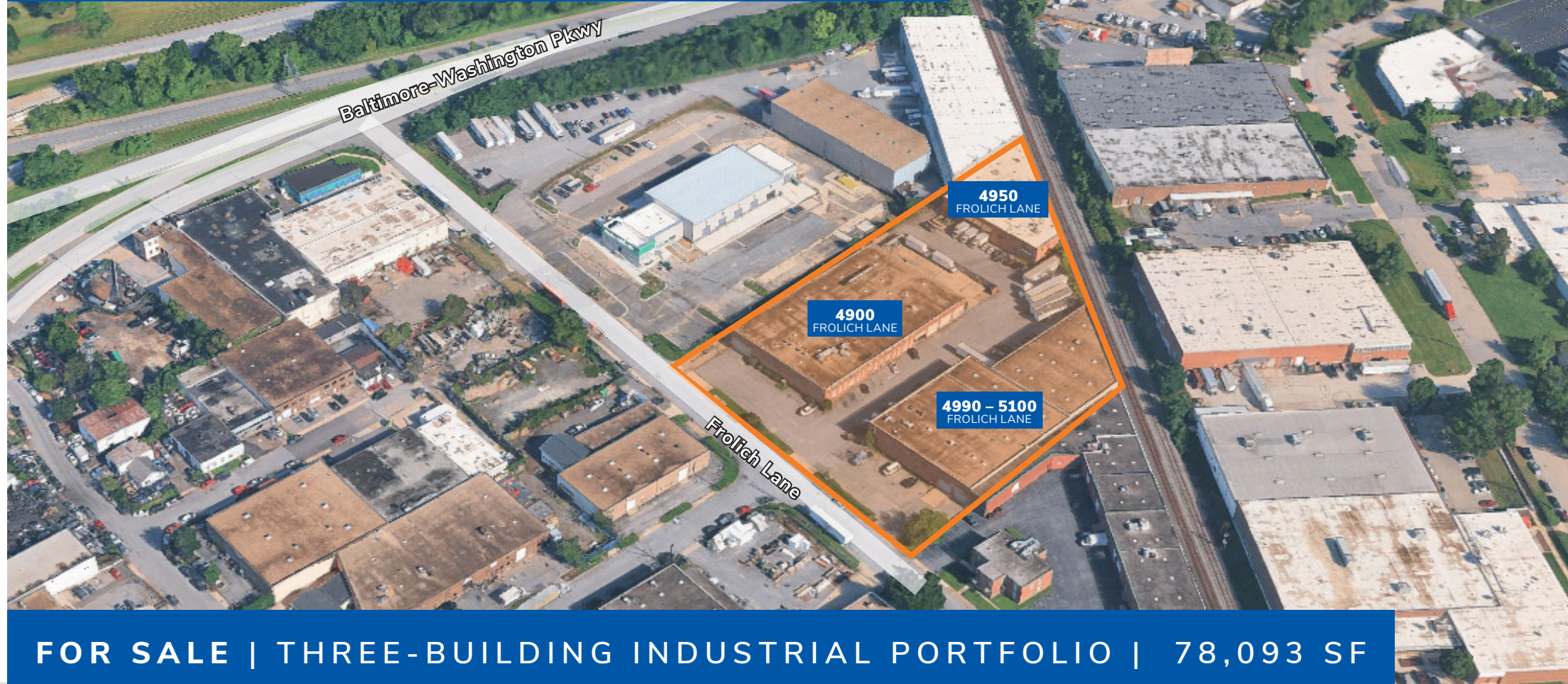
Surrounded by dense population centers and labor pools



Accessible to Reagan National Airport, BWI Airport, and major intermodal infrastructure

Tuxedo Industrial Park

4900-5100 FROLICH LANE | HYATTSVILLE, MD 20781



FOR SALE | THREE-BUILDING INDUSTRIAL PORTFOLIO | 78,093 SF

CONFIDENTIALITY AND DISCLAIMER

The information contained in this offering memorandum is furnished solely for the purpose of review by a prospective buyer of the property and is not to be used for any other purpose or made available to any other person without the express written consent of Stream Realty Partners. The information contained in this package is from sources deemed reliable but is not guaranteed by Stream Realty Partners in any way and is subject to change in corrections, errors and omissions or withdrawal without notice. All information is presented "as is" without representation or warranty of any kind. Such information includes estimates based on forward-looking assumptions relating to the general economy, market conditions, competition and other factors which are subject to uncertainty and may not represent the current or future performance of the Property. All references to acreages, square footages, and other measurements are approximations. You are advised to independently verify the accuracy and completeness of all summaries and information contained herein, to consult with independent legal and financial advisors, and carefully investigate the economics of this transaction and Property's suitability for your needs.

Summaries of any documents are not intended to be comprehensive or all-inclusive, but rather a general outline of the pertinent provisions contained herein. Prospective buyers should rely upon their own financial projections and conclusions without reliance upon the material contained herein and conduct their own independent due diligence, including engineering and environmental inspections, to determine the condition of the Property and the existence of any potentially hazardous material used in the construction or maintenance of the Property or located at the site.

ANY RELIANCE ON THE CONTENT OF THIS MEMORANDUM IS SOLELY AT YOUR OWN RISK.

No copies of this package may be made in whole or in part without the prior written consent of Stream Realty Partners. This package is solely the property of Stream Realty Partners and may be used only by parties approved by Stream Realty Partners. By accepting this package, the party in possession hereof agrees that the package and its contents are of a confidential nature and will be held and treated in the strictest confidence.

The Owner expressly reserves the right, at its sole discretion, to reject any or all expressions of interest or offers to purchase the Property, and/or to terminate discussions at any time with or without notice to you. All offers, counteroffers, and negotiations shall be non-binding and neither Stream Realty Partners (including its parent, successor, or affiliate entities), nor the Owner shall have any legal commitment or obligation except as set forth in a fully executed, definitive purchase and sale agreement delivered by the Owner. Photos herein are the property of their respective owners. Use of these images without the express written consent of the owner is prohibited. Stream and the Stream logo are service marks of Stream Realty Partners, L.P. All other marks displayed on this document are the property of their respective owners.



**Call Broker for
More Information**

Andrew Hassett

703.705.2921

andrew.hassett@streamrealty.com

Lukas Stanat

202.730.8890

lukas.stanat@streamrealty.com