


sweeney

REAL ESTATE & APPRAISAL

WAREHOUSE FOR LEASE

**27 APPIAN WAY
SMITHFIELD - RHODE ISLAND**



One Turks Head Place, Suite 850 • Providence, Rhode Island 02903
T: 401.331.9300 • F: 401.331.9306 • www.sreari.com



JACKSON CAFFREY | [JCAFFREY@SREARI.COM](mailto:jcaffrey@sreari.com) | 401-331-9300 EXT. 212

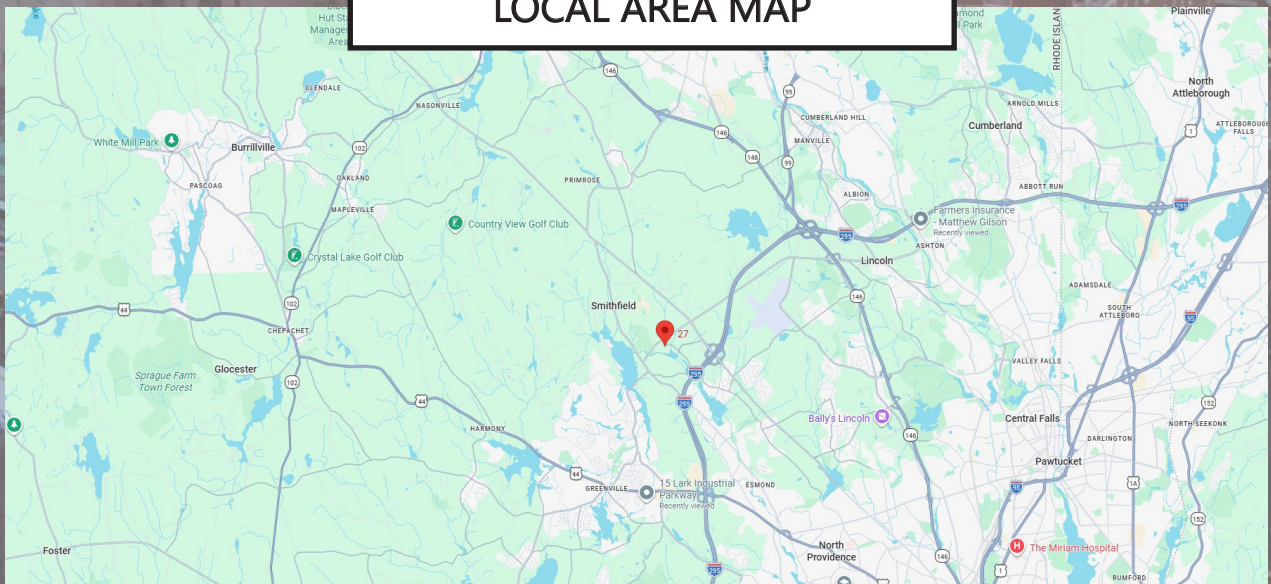
27 APPIAN WAY SMITHFIELD - RHODE ISLAND

Rental Rate: \$14.00/SF
Lease Type: MG

PROPERTY DETAILS

- Stillwater Industrial Park
- 7,200± SF Warehouse
- 625± SF Office Space
- 2.26± Acres of Land
- Five (5) Drive in Doors
- 14 FT Ceiling Heights
- Built 2006
- Zoned Industrial (I)
- Just off George Washington Highway (RT-116)
- Quick to I-295

LOCAL AREA MAP




JACKSON CAFFREY | JCAFFREY@SREARI.COM | 401-331-9300 EXT. 212

27 APPIAN WAY SMITHFIELD - RHODE ISLAND

DEMOGRAPHICS

| Radius | Population | Average HH Income |
|----------|------------|-------------------|
| 3 Mile | 19,076 | \$131,422 |
| 5 Miles | 64,321 | \$100,252 |
| 10 Miles | 585,320 | \$78,296 |

MARKET AERIAL



JACKSON CAFFREY | JCAFFREY@SREARI.COM | 401-331-9300 EXT. 212

All information furnished regarding property for sale, rental or financing is from sources deemed reliable. But no warranty or representation is made as to the accuracy thereof and same is submitted subject to errors, omissions, change or price, rental or other conditions, prior sale lease or financing or withdrawal without notice.

27 APPIAN WAY SMITHFIELD - RHODE ISLAND

ADDITIONAL PHOTOS



All information furnished regarding property for sale, rental or financing is from sources deemed reliable. But no warranty or representation is made as to the accuracy thereof and same is submitted subject to errors, omissions, change or price, rental or other conditions, prior sale lease or financing or withdrawal without notice.



One Turks Head Place, Suite 850 • Providence, Rhode Island 02903
T: 401.331.9300 • F: 401.331.9306 • www.sreari.com

