

FOR SALE



COLDWELL BANKER
COMMERCIAL

BLAIR

5716 E. 2ND STREET

LONG BEACH, CA 90803

OFFERING MEMORANDUM

5716 E. 2ND STREET

LONG BEACH, CA 90803

LIST PRICE:	\$2,950,000
TOTAL BUILDING SIZE:	2,460 SF
LAND	7,209 SF
ZONED:	Neighborhood Commercial Zoning Districts (CNP)
YEAR BUILT:	1958
APN:	7243-013-003 : 72430-013-004



FOR MORE INFORMATION CONTACT:

SHEVA HOSSEINZADEH, CCIM

PRINCIPAL

MOBILE: (562) 400-5949

EMAIL: SHEVA@CBCBLAIR

LIC# 01922147

GEORGE BUSTAMANTE

PRINCIPAL

MOBILE: (714) 856-7017

EMAIL: GBUSTAMANTE@CBCBLAIR

LIC# 01484265

KATHIE SITTON

ASSOCIATE

MOBILE: (714) 864-1405

EMAIL: KATHIE@CBCBLAIR

LIC# 00980073

HIGHLIGHTS

- Restaurant / bar available for sale in the heart of Naples
- Kitchen fully equipped and includes walk-in cooler
- Interior fully remodeled with high end design and finishes
- Stunning bar area built out as you enter
- Valuable parking available on - site
- Portion of the parking can be potential converted into outdoor seating or a patio space

DESCRIPTION


Coldwell Banker Commercial BLAIR is excited to announce the sale of 5716 East 2nd Street. This exceptional opportunity allows you to own a fully equipped restaurant with a bar in the vibrant heart of Naples, Long Beach. Spanning approximately 2,460 square feet on roughly 7,209 square feet of land, this property was previously home to Kelly's and most recently Chianina Steakhouse. It has been completely remodeled with upscale finishes, featuring a wine storage room, a fully equipped kitchen complete with a walk-in cooler, and a stunning bar area near the main entrance. In addition to its beautifully designed interior, the property offers valuable on-site parking—an especially rare find in the Naples and 2nd Street area. This designated parking not only adds convenience but also presents an opportunity to create outdoor seating or a patio space.



INTERIOR PHOTOS



INTERIOR PHOTOS





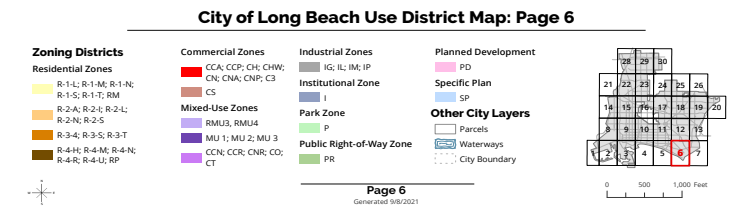
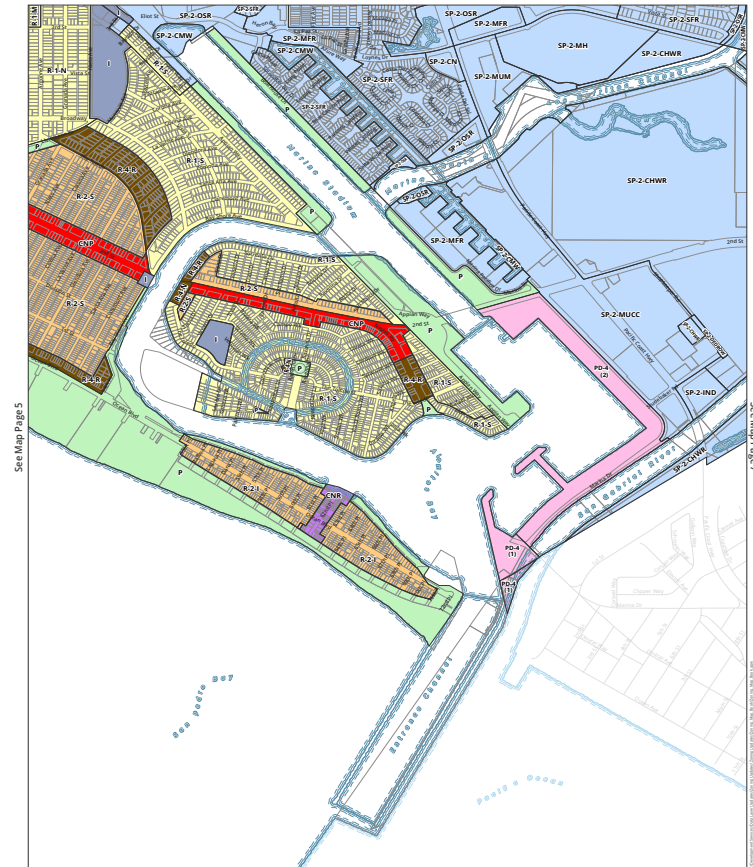
EXTERIOR PHOTOS



ZONING

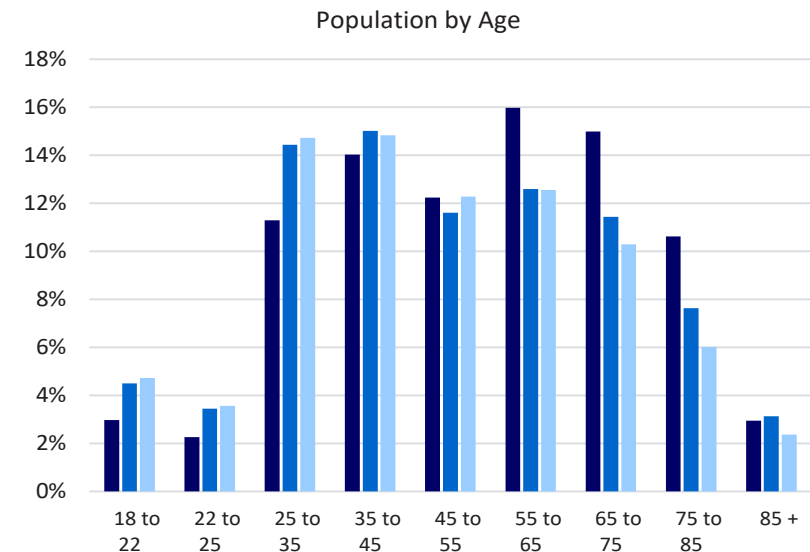
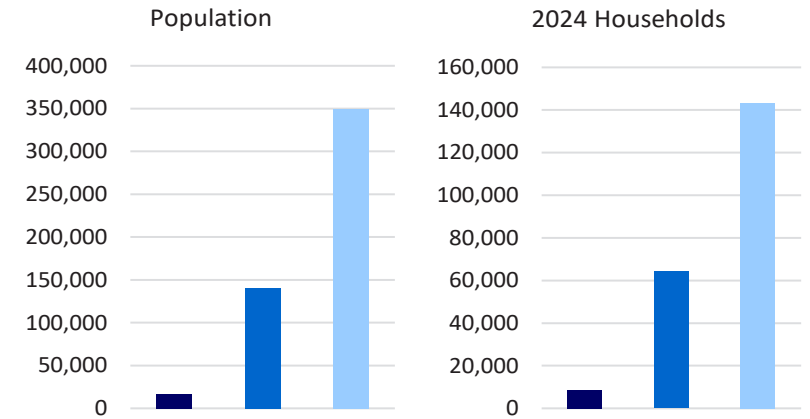
Neighborhood Commercial Zoning Districts

The Neighborhood Commercial Zoning District includes neighborhood-serving centers and corridors that provide small scale, low-intensity uses to meet the daily retail and service needs of surrounding residents. Uses and the scale of development shall be compatible with surrounding residential neighborhoods and shall be designed to promote pedestrian and bicycle access. Scale is determined by the size of adjoining residential uses, the commercial lot size and the commercial street width. Special scale restrictions apply in these districts. The Neighborhood Pedestrian (CNP) District is oriented towards serving pedestrians and encouraging pedestrian activity by locating buildings along the primary street frontage and parking behind the buildings.



DEMOGRAPHICS

	1 Mile		3 Miles		5 Miles	
Current						
2024 Population	16,679	---	140,173	---	349,451	---
2029 Projected Population	16,666	---	140,626	---	353,035	---
Pop Growth (%)	-0.1%	---	0.3%	---	1.0%	---
2024 Households	8,766	---	64,284	---	143,305	---
2029 Projected Households	8,753	---	64,443	---	144,737	---
HH Growth (%)	-0.1%	---	0.2%	---	1.0%	---
Census Year						
2000 Population	16,468	---	139,163	---	351,041	---
2010 Population	17,083	---	141,515	---	351,354	---
Pop Growth (%)	3.7%	---	1.7%	---	0.1%	---
2000 Households	8,999	---	65,170	---	138,754	---
2010 Households	9,001	---	65,012	---	144,040	---
HH Growth (%)	0.0%	---	-0.2%	---	3.8%	---
Total Population by Age						
Average Age (2024)	48.5		43.7		41.5	
Children (2024)						
0 - 4 Years	749		7,477		19,304	
5 - 9 Years	465		5,170		16,399	
10-13 Years	429		4,370		13,667	
14-17 Years	467		5,698		15,824	
Adults (2024)						
18 to 22	497	3.0%	6,300	4.5%	16,494	4.7%
22 to 25	378	2.3%	4,837	3.5%	12,435	3.6%
25 to 35	1,884	11.3%	20,239	14.4%	51,462	14.7%
35 to 45	2,340	14.0%	21,050	15.0%	51,843	14.8%
45 to 55	2,041	12.2%	16,263	11.6%	42,927	12.3%
55 to 65	2,666	16.0%	17,649	12.6%	43,879	12.6%
65 to 75	2,500	15.0%	16,039	11.4%	35,941	10.3%
75 to 85	1,772	10.6%	10,702	7.6%	21,008	6.0%
85 +	492	3.0%	4,380	3.1%	8,269	2.4%

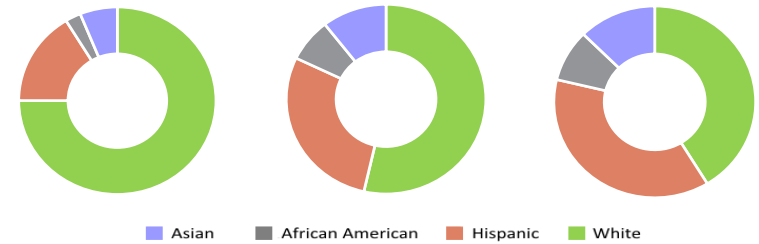


© SiteSeer Technologies. Data by STI: PopStats. This report is provided for informational purposes only and is presented without verification or warranty.

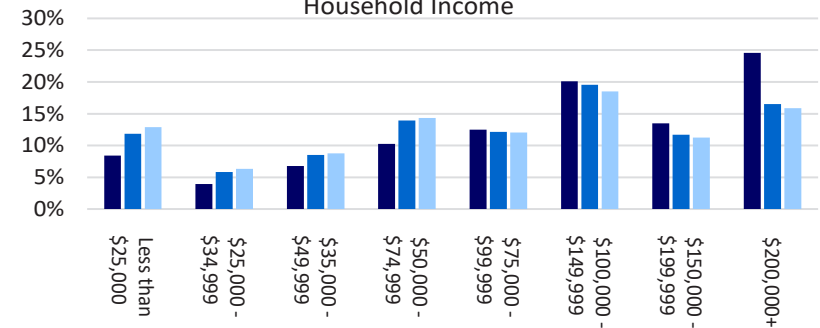
DEMOGRAPHICS

	1 Mile		3 Miles		5 Miles	
White, Non-Hispanic	11,779	70.6%	70,839	50.5%	136,294	39.0%
Hispanic	2,553	15.3%	37,762	26.9%	123,699	35.4%
Black	402	2.4%	9,734	6.9%	28,884	8.3%
Asian	964	5.8%	13,893	9.9%	41,301	11.8%
Language at Home (2024)	15,930		132,696		330,148	
Spanish	1,424	8.9%	22,858	17.2%	85,374	25.9%
Asian Language	551	3.5%	6,730	5.1%	20,552	6.2%
Ancestry (2024)						
American Indian (ancestry)	43	0.3%	333	0.2%	831	0.2%
Hawaiin (ancestry)	51	0.3%	395	0.3%	1,277	0.4%
Household Income (2024)						
Per Capita Income	\$87,067	---	\$58,553	---	\$50,550	---
Average HH Income	\$165,654	---	\$127,676	---	\$123,266	---
Median HH Income	\$119,642	---	\$94,340	---	\$89,806	---
Less than \$25,000	737	8.4%	7,621	11.9%	18,481	12.9%
\$25,000 - \$34,999	346	3.9%	3,756	5.8%	9,053	6.3%
\$35,000 - \$49,999	593	6.8%	5,476	8.5%	12,586	8.8%
\$50,000 - \$74,999	896	10.2%	8,956	13.9%	20,547	14.3%
\$75,000 - \$99,999	1,096	12.5%	7,796	12.1%	17,272	12.1%
\$100,000 - \$149,999	1,762	20.1%	12,557	19.5%	26,528	18.5%
\$150,000 - \$199,999	1,180	13.5%	7,503	11.7%	16,104	11.2%
\$200,000+	2,156	24.6%	10,619	16.5%	22,735	15.9%
Education (2024)	13,695		106,322		255,329	
Less than 9th Grade	167	1.2%	6,544	6.2%	24,124	9.4%
Some High School	170	1.2%	3,626	3.4%	13,925	5.5%
High School Grad	1,281	9.4%	13,703	12.9%	38,224	15.0%
Some College	2,756	20.1%	22,414	21.1%	55,608	21.8%
Associate Degree	1,026	7.5%	7,580	7.1%	17,869	7.0%
Bachelors Degree	4,418	32.3%	32,190	30.3%	65,106	25.5%
Graduate Degree	2,623	19.2%	14,171	13.3%	28,278	11.1%
Family Structure (2024)	4,199		31,782		80,014	
Single - Male	79	1.9%	1,912	6.0%	5,154	6.4%
Single - Female	314	7.5%	3,256	10.2%	8,934	11.2%

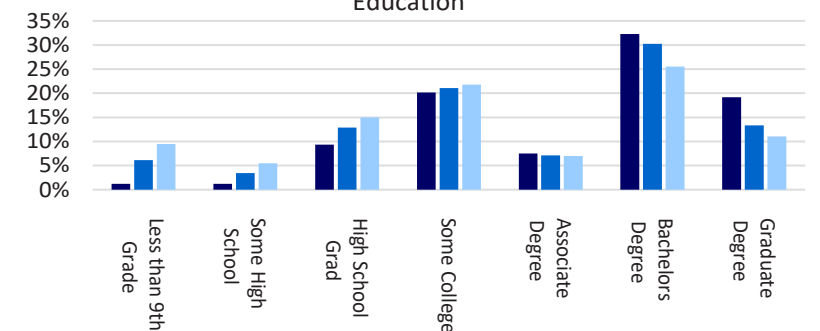
Race/Ethnicity



Household Income



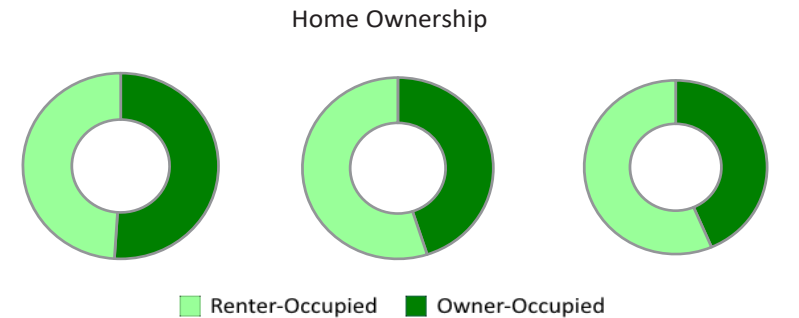
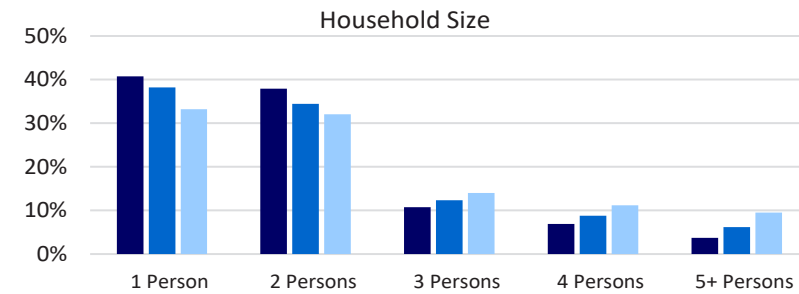
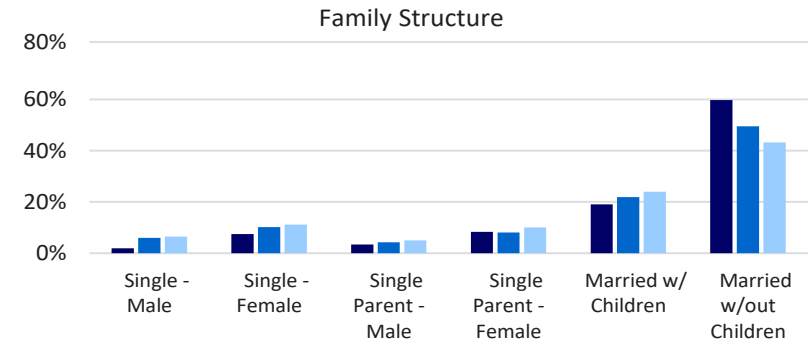
Education



© SiteSeer Technologies. Data by STI: PopStats. This report is provided for informational purposes only and is presented without verification or warranty.

DEMOGRAPHICS

	1 Mile		3 Miles		5 Miles	
Single Parent - Male	145	3.5%	1,345	4.2%	4,034	5.0%
Single Parent - Female	351	8.3%	2,575	8.1%	8,083	10.1%
Married w/ Children	801	19.1%	6,953	21.9%	19,228	24.0%
Married w/out Children	2,510	59.8%	15,742	49.5%	34,581	43.2%
Household Size (2024)						
1 Person	3,572	40.7%	24,573	38.2%	47,559	33.2%
2 Persons	3,325	37.9%	22,150	34.5%	45,949	32.1%
3 Persons	942	10.7%	7,929	12.3%	20,121	14.0%
4 Persons	605	6.9%	5,641	8.8%	16,071	11.2%
5+ Persons	323	3.7%	3,991	6.2%	13,606	9.5%
Home Ownership (2024)						
Owners	4,473	51.0%	28,952	45.0%	62,465	43.6%
Renters	4,293	49.0%	35,332	55.0%	80,840	56.4%
Components of Change (2024)						
Births	139	0.8%	1,434	1.0%	3,657	1.0%
Deaths	193	1.2%	1,320	0.9%	2,737	0.8%
Migration	-103	-0.6%	-1,130	-0.8%	-1,366	-0.4%
Unemployment Rate (2024)						
	2.7%		3.5%		4.5%	
Employment, Pop 16+ (2024)						
Armed Services	1	0.0%	253	0.2%	604	0.2%
Civilian	10,000	67.6%	78,253	65.0%	191,859	65.7%
Employed	9,728	65.7%	75,473	62.7%	183,181	62.7%
Unemployed	272	1.8%	2,780	2.3%	8,678	3.0%
Not in Labor Force	4,803	32.4%	42,106	35.0%	100,342	34.3%
Businesses						
Establishments	1,191	---	6,126	---	16,295	---
Employees (FTEs)	5,182	---	44,799	---	144,156	---



© SiteSeer Technologies. Data by STI: PopStats. This report is provided for informational purposes only and is presented without verification or warranty.

BELMONT SHORE

SUBJECT PROPERTY

NAPLES



2ND STREET CORRIDOR



- Panama Joe's
- Legend's Sports Bar
- Galata Halal Restaurant
- Snow Monster
- Open Sesame Grill
- Starbucks
- Viaje
- Domenico's Belmont Shore



- L'Antica Pizzeria Da Michele
- Sheldrake Coffee Roasting
- Aroma Di Roma
- Sugared + Bronzed
- Philz Coffee
- Let's Yolk About It
- Saints & Second
- Pressed Juicery



- Nico's Restaurant
- Naples Rib Company
- Marlena Long Beach
- Komo's Cocina
- Valentino's Pizza Naples
- KC Branaghan's
- Sushi Nikkei
- Dogz Bar & Grill



**COLDWELL BANKER
COMMERCIAL**
BLAIR

FOR MORE INFORMATION CONTACT:

SHEVA HOSSEINZADEH, CCIM

PRINCIPAL

MOBILE: (562) 400-5949

EMAIL: SHEVA@CBCBLAIR

LIC# 01922147

GEORGE BUSTAMANTE

PRINCIPAL

MOBILE: (714) 856-7017

EMAIL: GBUSTAMANTE@CBCBLAIR

LIC# 01484265

KATHIE SITTON

ASSOCIATE

MOBILE: (714) 864-1405

EMAIL: KATHIE@CBCBLAIR

LIC# 00980073