

Listed for sale: 12/18/24



8291 SAVANNAH HWY Norway SC 29113-9115 APN: 0054...

Property Type	Sub Type	Building Sq Ft
Hospitality, Retail	Bar, Convenience Store, Restaurant	2,800

Lot Sq Ft	Acreage	Year Built
15,246	0.3549	2016

Sold Date	Sold Price	Sold Price per Sq Ft
02/07/2024	\$150,500	\$54



For Sale

\$349,000

[View Active Listing](#)

Property Details

Lot Details

APN	0054-05-06-010
PARCEL USE DESCRIPTION	Hospitality~Retail
CALCULATED PARCEL SQ FT	15,246
CALCULATED ACRES	0.35487931966781616
FEDERAL QUALIFIED OPPORTUNITY ZONE	No
COUNTY LAND USE CODE	419
LAND USE CODE	Convenience store
PROPERTY SUB TYPE	Bar~Convenience Store~Restaurant
TOPOGRAPHY CODE	Level grade
WATER CODE	Yes

Building Details

Location Details



LATITUDE	33.452513
LONGITUDE	-81.124863
FIPS CODE	45075
LEGAL DESCRIPTION	PARKHURST AVE PORT OF C
NUMBER OF ADDRESSES	1
LOCATION NAME	8291 Savannah Highway
ADDRESS COUNTY	Orangeburg County
MUNICIPALITY	NORWAY
OLD APN	2088213
OLD APN INDICATOR	A
SCHOOL DISTRICT NAME	Orangeburg School District 4

Additional Details



HOMESTEAD EXEMPTION	N
FEMA FLOOD ZONE	X
FEMA FLOOD ZONE SUBTYPE	AREA OF MINIMAL FLOOD HAZARD
FEMA FLOOD ZONE RAW DATA	[{"zone":"X","subtype":"AREA OF MINIMAL FLOOD HAZARD","percent":100}]
FEMA FLOOD ZONE DATA DATE	2023-10-17
CENSUS PROVIDED UNIFIED SCHOOL DISTRICT	Orangeburg County School District
PLACEKEY	222@8gc-d2m-vxq
5 DIGIT PARCEL ZIP CODE	29113
CENSUS ZIP CODE TABULATION AREA	29113
CMPLNN	2088213
DISTRICT NUMBER	43
CAGMLD MOD	N
LAND TAXABLE	11000
IMPROVEMENT TAXABLE	195500
TOTAL ASSESSED	12390
MULTI OWNER	N
DISPLAY DESCRIPTION	PARKHURST AVE PORT OF C
TAG SHORT DESCRIPTION	43

Ownership Information

OWNER

PINE LLC



MAILING CARRIER CODE

B003

OWNER NAME

PINE LLC

OWNER 1 CORP INDICATOR

True

OWNER 1 OWNERSHIP RIGHTS

LL

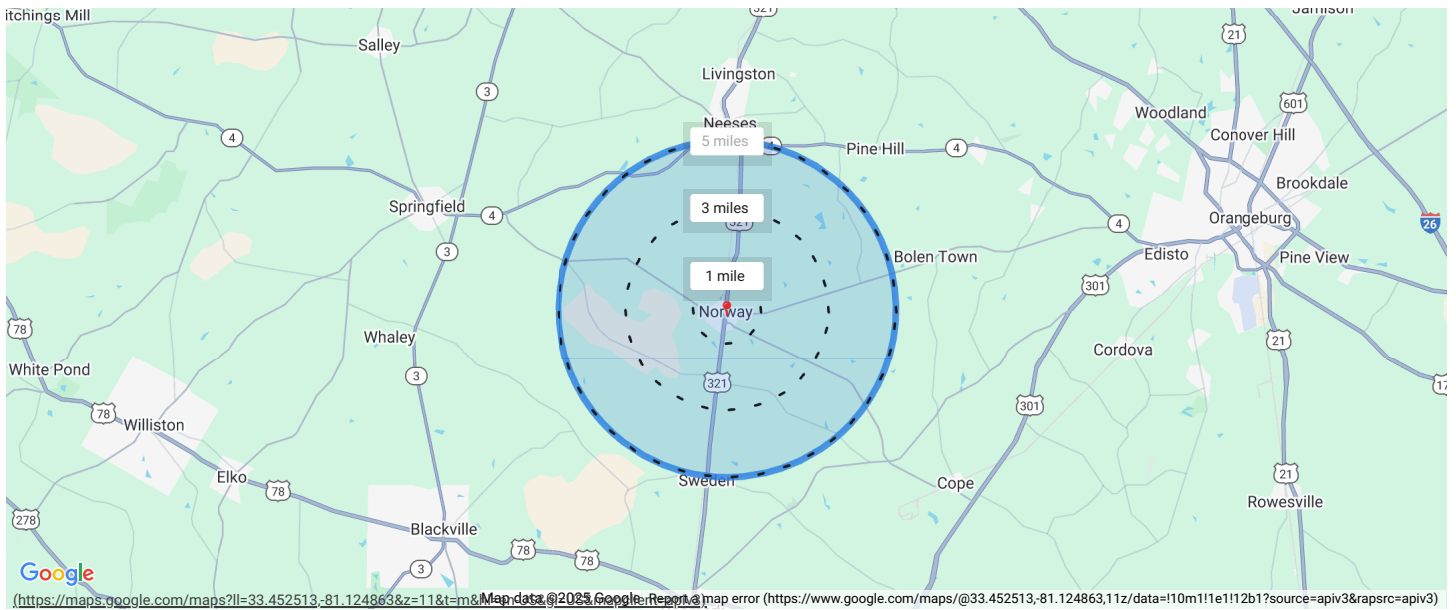
MAILING ADDRESS

PO BOX 266 NORWAY SC 29113

Demographics for 29113-9115

Graph

Table



1 mile

3 miles

5 miles

Population

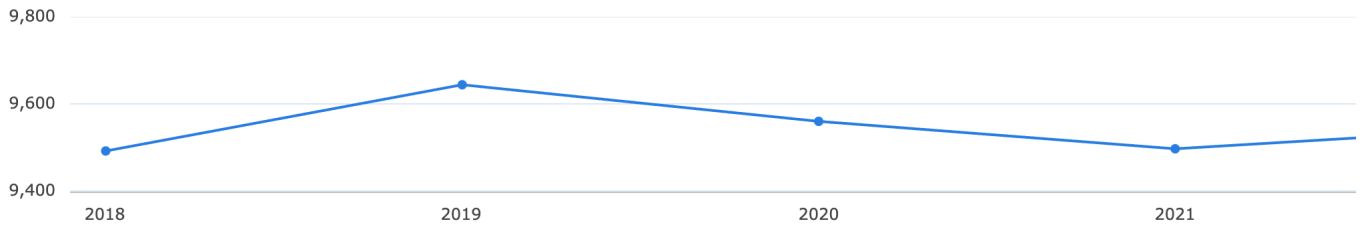
9,546

0%

Compared to 9,497 in 2021

0%

Compared to 9,492 in 2018



Household Income

\$42.8k

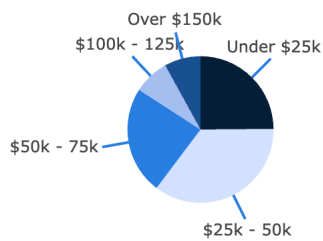
Median Income

\$53.1k

2028 Estimate

↑ 24%

Growth Rate



Age Demographics

37

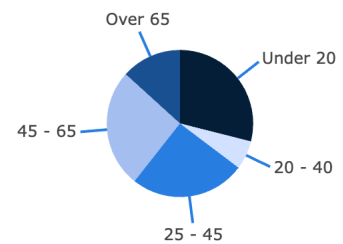
Median Age

46

2028 Estimate

↑ 25%

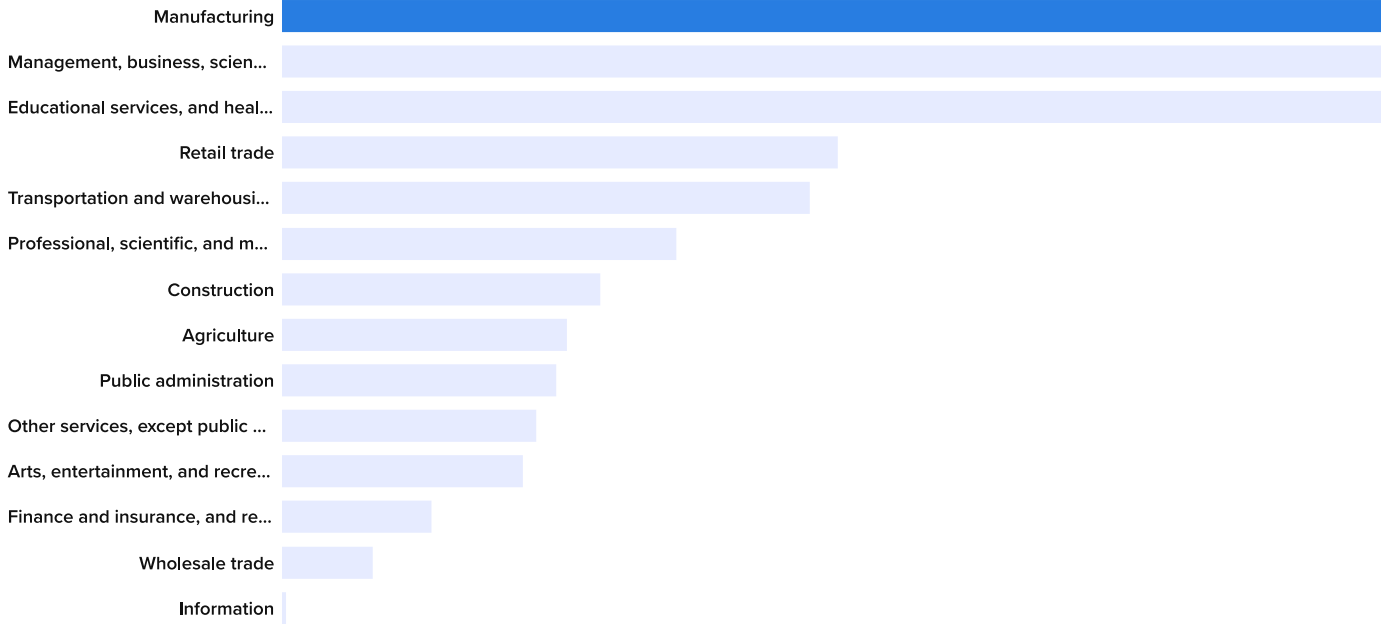
Growth Rate



Number of Employees

7,289

Top Employment Categories



Housing Occupancy Ratio

3:1

4:1 predicted by 2028

Occupied

Vacant

Renter to Homeowner Ratio

1:3

1:5 predicted by 2028

Renters

Homeowner

Valuation Calculator

Purchase Price *

Enter an Amount

Net Operating Income *

Enter an Amount

Down Payment

\$0

100%

Interest Rate *

0% - 100%

Term (years) *

Enter a Value

Loan Amount ⓘ

\$--

Annual Debt Service ⓘ

\$--

\$--

\$--

Annual Cash Flow ⓘ

\$--

\$--

Valuation Metrics

0

DSCR ⓘ

--

Cap Rate ⓘ

--

ROI ⓘ