

LINK 185TH

MARKET
PORTLAND, OREGON

FOR LEASE

± 14,151 SF

18330 NE RIVERSIDE PARKWAY
PORTLAND, OR 97230



LEASED BY



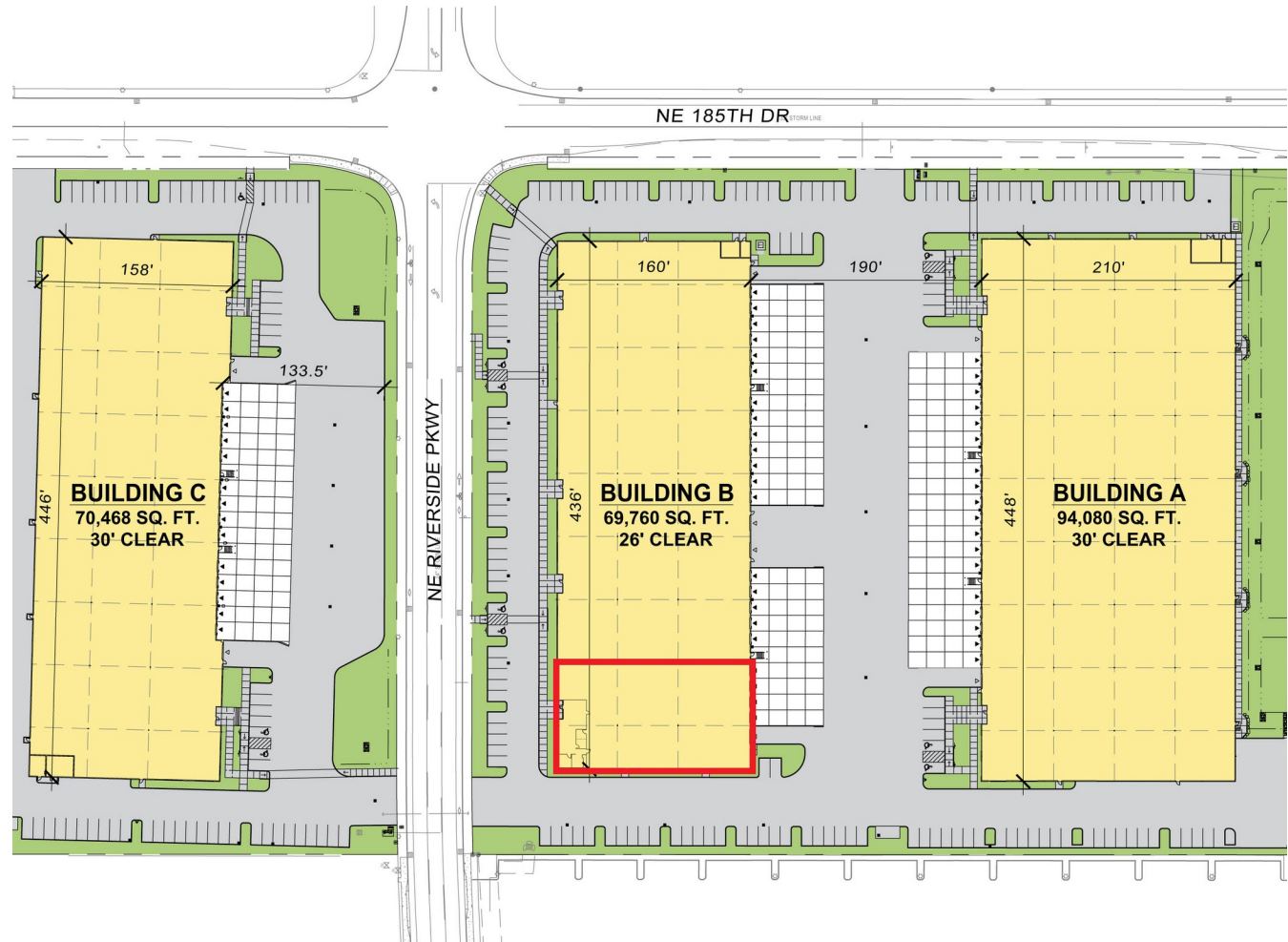
BUILDING OVERVIEW

The Link Logistics Park at NE 185th Drive and NE Riverside Parkway is a Class-A, three building project totaling 236,092 SF.

Designed for multiple tenant occupancies and divisible to 15,000 SF, this project provides outstanding loading configurations, ESFR sprinkler systems, 30' clear, and unbeatable staging and maneuvering in the heart of the East Columbia Corridor.



- **Total Warehouse Area:** 14,151 SF
- **Total Office Area:** ± 1,245 SF
- **Loading:** 4 Docks
1 Grade - 12' x 14'
- **Power:** 225 Amps
480/277V
3 Phase
- **Clear Height:** 26'
- **Sprinkler Type:** ESFR
- **Column Spacing:** 52' x 50'
- **Total Building Area:** 69,760 SF
- **Availability:** March 1st, 2026



4251 NE 185TH DR, PORTLAND, OR

Total Space 14,151 SF

Office ± 1,245 SF

Column Spacing 50' x 52'

Loading 4 Docks
1 Grade

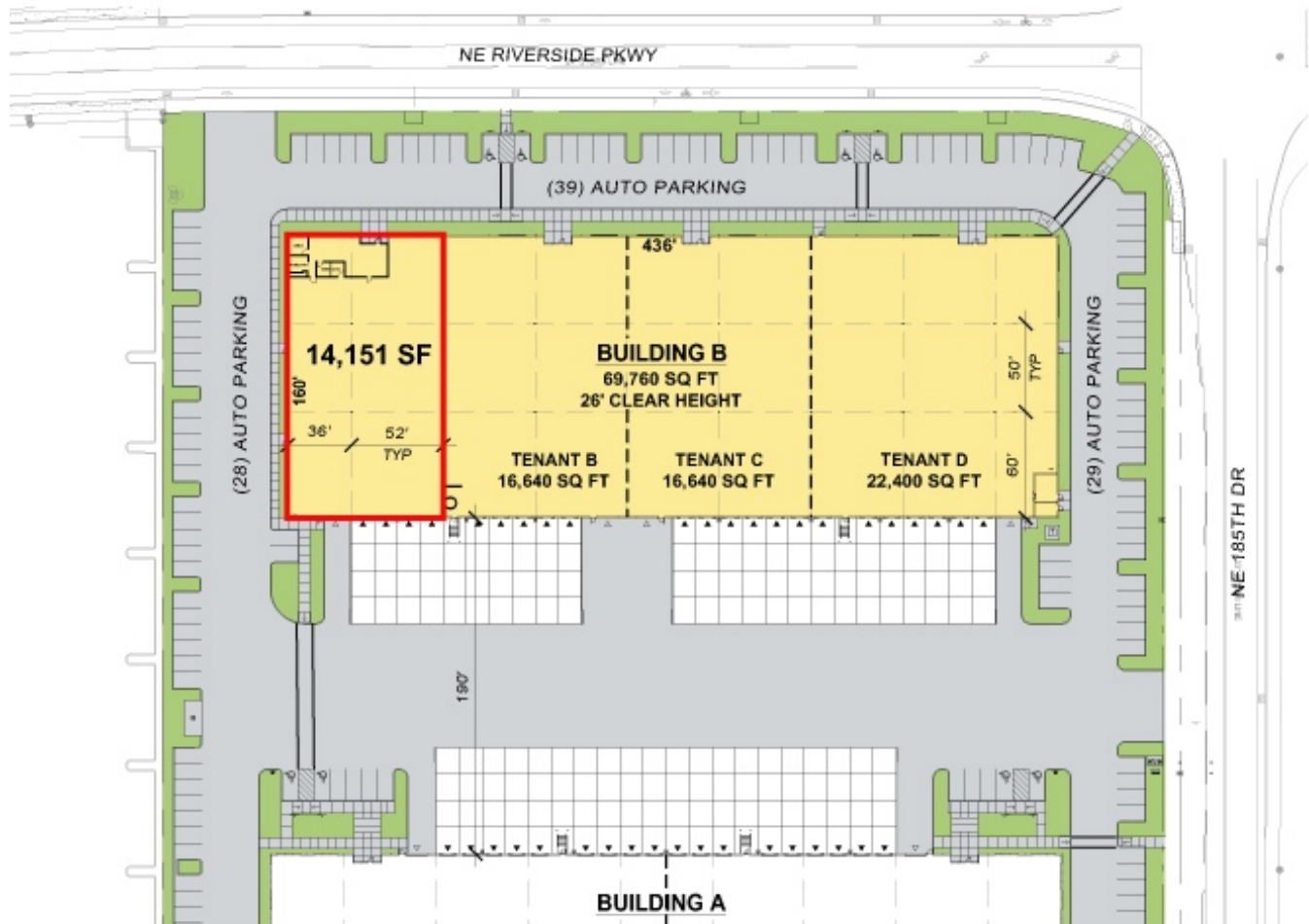

Power 225 Amps, 480/277V, 3 Phase

Clear Height 26'

Unique 14,151 SF space located in the Southshore Industrialization Area that provides excellent loading access and state of the art features not found in a smaller size and configuration.

FOR LEASE

± 14,151 SF



LOCATION HIGHLIGHTS

Located in the East Columbia Corridor and more specifically, the coveted Southshore Industrial District, this location provides unparalleled access to Interstate 84 which is the areas east-west arterial.

Interstate 205 is just 10-15 minutes to the West, providing access north to Seattle via the I-5 connector or South to Interstate 5, connecting all of Southern Oregon and California.




DISTANCES AND TIMES

- Portland International Airport:
 - ▶ 4 miles
 - ▶ +/- 10 minutes
- Downtown Portland:
 - ▶ 15 miles
 - ▶ +/- 20 minutes
- Seattle:
 - ▶ 173 Miles
 - ▶ +/- 3.5 Hours



Committed to Driving Value for Our Customers

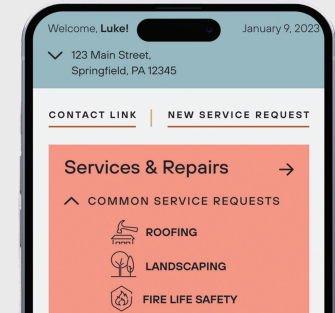


Best-in-Class Customer Service

Our on-the-ground regional teams provide you with local expertise, leveraging data-driven insights to find the right solutions for your business.

Link+

Our digital customer experience platform provides easy access to your property management teams, lease documents, billing and service requests. Sign up today!



500 Million
Square Foot
Portfolio

Properties with a Competitive Edge

Our scale, proprietary data and local relationships allow our 1,200+ skilled team members to help customers stay ahead of market trends.



Energy Solutions

Link Logistics' award-winning utility management program helps customers save time and money while unlocking energy efficiency opportunities. Enroll today through Link+.



CONTACT INFORMATION

18330 NE Riverside Parkway, Portland, OR 97230

Market

PORTLAND, OREGON

Scott Kappes, SIOR

scottk@capacitycommercial.com

(503) 517-9877

Licensed in OR & WA

Don Ossey, SIOR

don@capacitycommercial.com

(503) 542-4344

Licensed in OR & WA

This document is for informational purposes only and does not constitute an offer or acceptance of a lease. Any lease agreement must be in writing and signed by the landlord. No representations or warranties are made except as expressly stated in a signed lease. Information is provided "as is" and may be subject to errors or change without notice.



LEASED BY

