



**PALM
BEACH**

PARK OF COMMERCE

15430 Corporate Road North

Building A



A PREMIER BUSINESS LOCATION

15430 CORPORATE ROAD NORTH
JUPITER, FLORIDA

Building A - 15430 Corporate Road North

303,364 SF


DELIVERED:
2Q2024

303,364 SF Available Immediately


Virtual Tour:




Building A - 15430 Corporate Road North | Jupiter, FL

 303,364 Square Feet Available for Lease with 3,825 SF Spec Office


 49,615 SF minimum divisibility


 Available for immediate occupancy


 213 Car parking spaces | 26 Trailer Parking Spaces

 43 (9'x10') dock high doors & 2 (12'x14') drive-in doors

 60' concrete apron | 136' truck court

 ESFR sprinkler system

 40' clear ceiling height

 Outside Storage Permitted

 52' D x 57' W | 60' speed bay

 Electrical panel sized for 2400 amps

 R-19 Roof System



Why Palm Beach Park of Commerce?

Centrally located in the heart of prestigious Palm Beach County, in one of the nation's strongest growth regions, Palm Beach Park of Commerce offers everything you could want from a premier Master-Planned Business Park. **Owner/user purchase opportunities are available!**

Extraordinary Location

Home to over 50 businesses including Walgreens, CSX, Niagara, McLane, IAA, Mountain Productions and Amazon. The Park is in close proximity to major transportation corridors, including I-95 and the FL Turnpike, providing modern warehouse/manufacturing facilities of multiple sizes.

County Tax Incentives

Palm Beach County (PBC), in conjunction with the Business Development Board of Palm Beach County of the State of Florida, is one of the most proactive counties recruiting companies to this market in demand. PBC understands the needs from small businesses up to fortune 100 companies and help tailor incentives, such as training grants, hiring incentives, expedited permitting, and abated ad Valorem taxes, to fit the needs of prospective companies locating in Palm Beach County.

Foreign Trade Zone Availability

Access to a Foreign Trade Zone program offers eligible tenants significant tax and duty savings, boosting your company's bottom line. ([More Info](#))

Ample Outdoor Storage

Outdoor storage offers unparalleled flexibility for large-scale equipment and inventory management. Few locations in Southeast Florida can provide the same level of convenience and capacity, making it a valuable asset for businesses seeking to optimize their operations.

28' - 40' Clear Ceiling Heights

These heights provide ample vertical space for high stacking, optimizing square footage and improving operational efficiency.

PIPD-IL Zoning

PIPD-IL zoning allows for a wide range of industrial uses, providing flexibility for your business operations and future growth.

Direct Rail Link

The presence of rare rail infrastructure on select parcels can improve overall logistics and supply chain efficiency, making it easier to economize large deliveries and reduce lead times.

Trailer Parking Available

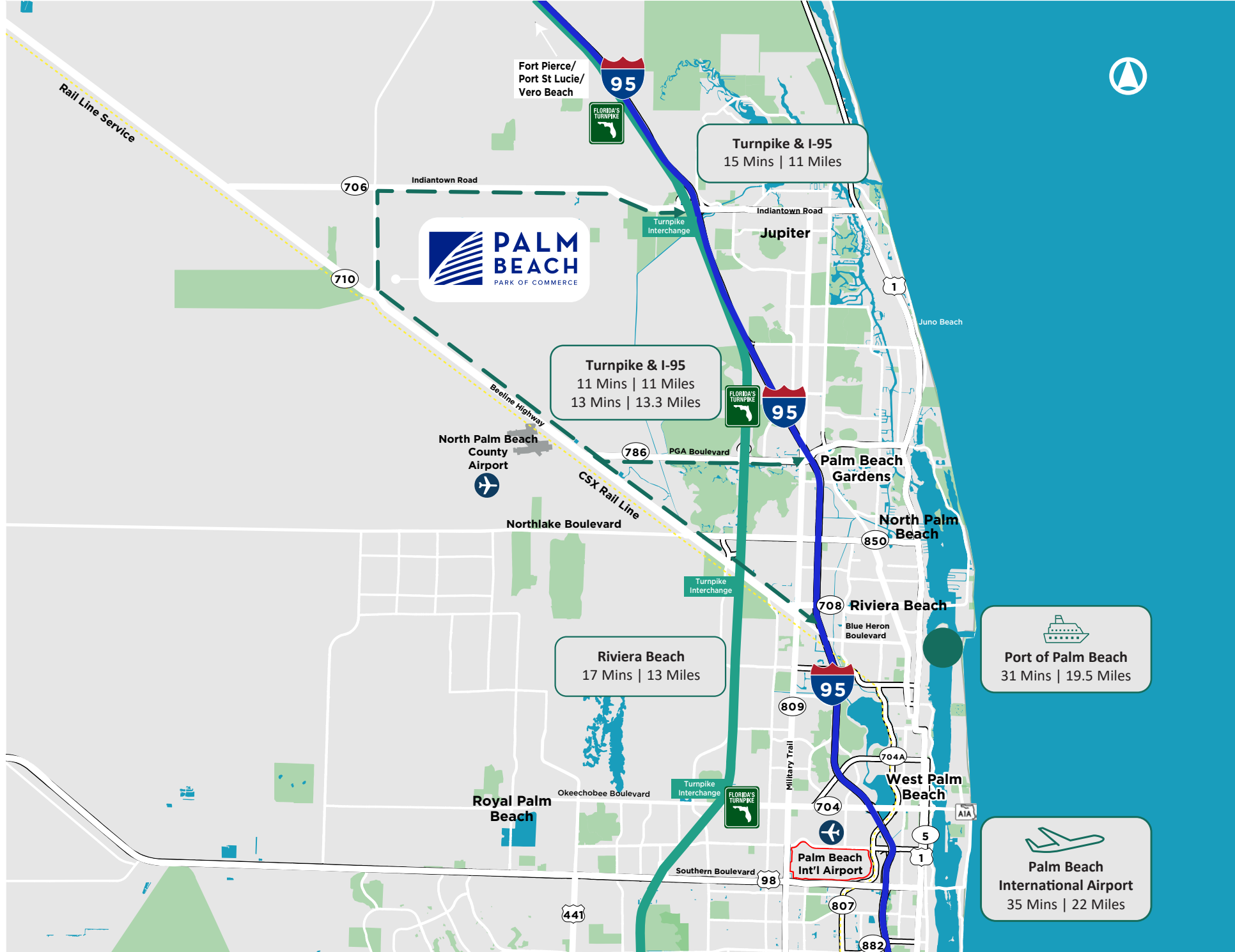
Dedicated trailer parking enhances logistics operations by providing convenient and secure parking for trailers, reducing turnaround times.

Dock High & Drive-in Loading

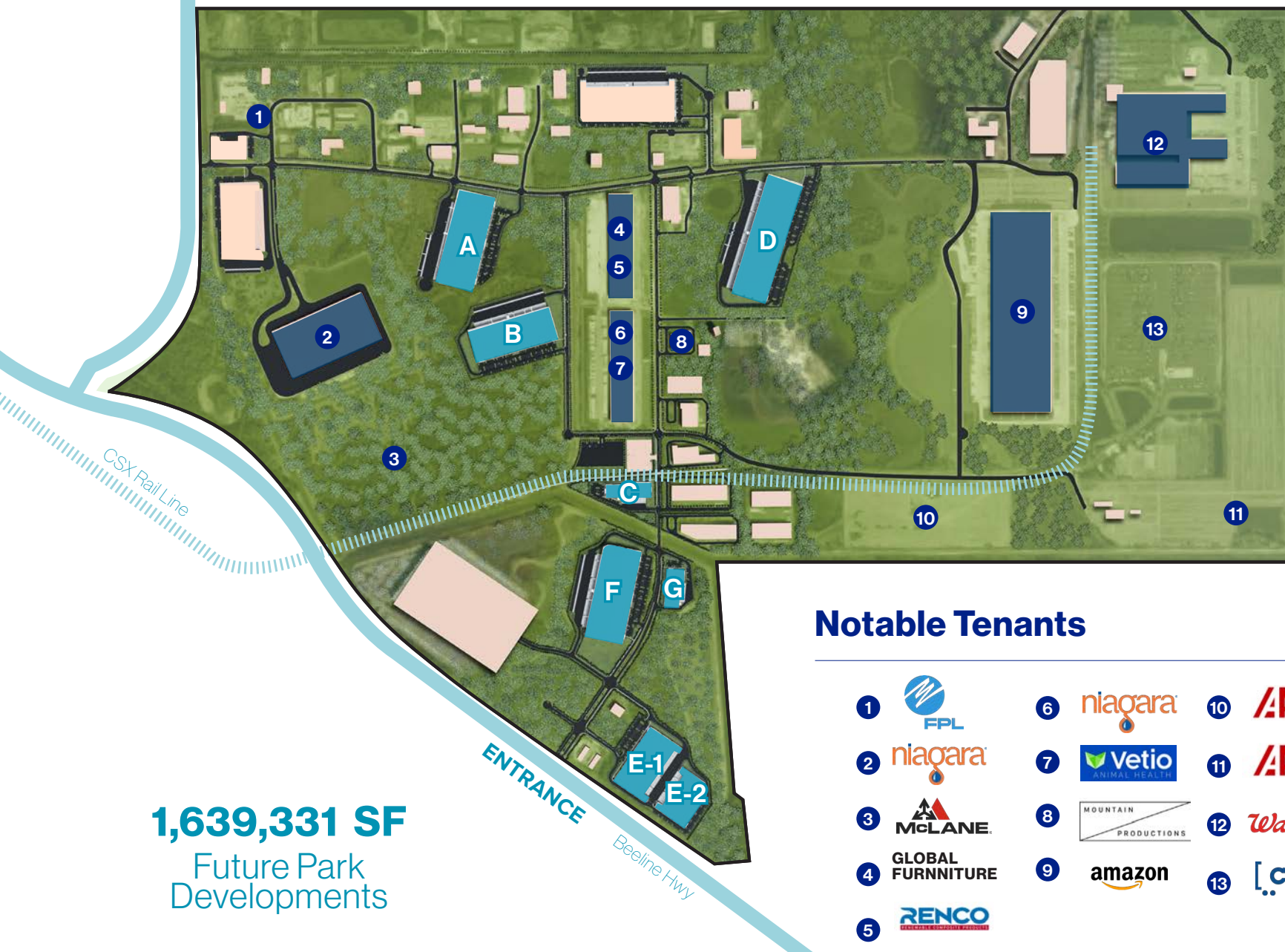
Versatile loading options, including dock high and drive-in, facilitate efficient loading and unloading of goods, accommodating various types of vehicles.

ESFR Sprinkler Systems

Enhanced fire protection with ESFR sprinkler systems ensures safety and compliance with fire codes, reducing potential damage and insurance costs.



71



Notable Tenants

- | | | | | | |
|---|---------------------|---|-------------------------|----|-----------|
| 1 | FPL | 6 | niagara | 10 | AA |
| 2 | niagara | 7 | Vetio
ANIMAL HEALTH | 11 | AA |
| 3 | McLANE | 8 | MOUNTAIN
PRODUCTIONS | 12 | Walgreens |
| 4 | GLOBAL
FURNITURE | 9 | amazon | 13 | [CSX] |
| 5 | RENCO | | | | |

Upcoming Development Spec Sheet

BUILDINGS	A	B	C	D	E-1	E-2	F	G
Rentable Area	303,364	236,080	53,914	370,892	188,637	128,426	305,784	52,234
Acres	20.31	18.06	4.62	23.08	12.76	10.37	19.15	5.10
Status	Immediate Delivery	Permitting in Process	Permitting in Process	Planned	Permitting in Process	Permitting in Process	Planned	Planned
Office Size	3,825 SF	To Suit	To Suit	To Suit	To Suit	To Suit	To Suit	To Suit
Building Dimensions	345' x 870.3'	300' x 775'9"	139.3''' x 410.8'	325' x 1125'	300' x 600'	277' x 446'.6"	350' x 865'	165' x 346'
Ceiling Heights	40'	40'	32'	40'	28'	28'	40'	28'
Column Spacing	52' x 57'	52' x 48'	52'0" x 58'10.5"	53'.6" x 53'	54' x 50'	55' x 54'.3"	52' x 50'	52' x 45'
Dock Doors	43	40	13	51	30	18	35	11
Drive-In Doors	2	2	1	2	2	2	2	1
Car Parking	213	251	43	336	119	91	218	33
Trailer Parking	26	51	0	52	0	0	36	0

15430 CORPORATE ROAD N | JUPITER, FL



CHRISTOPHER THOMSON, SIOR

Vice Chairman

+1 561 227 2019

christopher.thomson@cushwake.com

CHRIS METZGER, SIOR

Vice Chairman

+1 954 415 9155

chris.metzger@cushwake.com

CUSHMAN & WAKEFIELD OF FLORIDA, LLC

225 NE Mizner Boulevard, Suite 300

Boca Raton, FL 33432 | USA

cushmanwakefield.com

ANTHONY AMADEO

Executive Vice President

Woodmont Industrial Partners

+1 973 487 1792

aamadeo@woodmontind.com

100 Passaic Avenue

Fairfield, NJ 07004



©2023 Cushman & Wakefield.

The material in this presentation has been prepared solely for information purposes, and is strictly confidential. Any disclosure, use, copying or circulation of this presentation (or the information contained within it) is strictly prohibited, unless you have obtained Cushman & Wakefield's prior written consent. The views expressed in this presentation are the views of the author and do not necessarily reflect the views of Cushman & Wakefield. Neither this presentation nor any part of it shall form the basis of, or be relied upon in connection with any offer, or act as an inducement to enter into any contract or commitment whatsoever. NO REPRESENTATION OR WARRANTY IS GIVEN, EXPRESS OR IMPLIED, AS TO THE ACCURACY OF THE INFORMATION CONTAINED WITHIN THIS PRESENTATION, AND CUSHMAN & WAKEFIELD IS UNDER NO OBLIGATION TO SUBSEQUENTLY CORRECT IT IN THE EVENT OF ERRORS.

4-5 HRS
POP. 19,692,768

Daytona Beach (3 Hrs. 15 Min.)
POPULATION: 74,975 | 21.4% 10-YR GROWTH

3-4 HRS
POP. 11,530,048

Orlando (2 Hrs. 45 Min.)
POPULATION: 321,427 | 33.8% 10-YR GROWTH

1-2 HRS
POP. 7,100,329

Tampa (3 Hrs. 30 Min.)
POPULATION: 394,089 | 16.3% 10-YR GROWTH

0-1 HRS
POP. 1,929,768

Fort Myers (2 Hrs.)
POPULATION: 91,215 | 43.8% 10-YR GROWTH

50 mi.

25 mi.

West Palm Beach (30 Min.)
POPULATION: 112,770
13.0% 10-YR GROWTH

Fort Lauderdale (1 Hr. 15 Min.)
POPULATION: 186,598 | 11.5% 10-YR GROWTH

Miami (1 Hr. 30 Min.)
POPULATION: 456,923 | 13.7% 10-YR GROWTH

Demographics

	15 MIN.	30 MIN.	45 MIN.	60 MIN.
Total Population	65,732	561,863	1,269,183	2,004,644
Workforce Potential (+16)	31,419	269,828	612,742	942,727
High School Education (Pop. 25+)	10,274 (20.7%)	91,723 (21.7%)	220,131 (23.8%)	340,411 (22.9%)
Blue Collar/Service Workers	5,260 (18%)	42,870 (17.2%)	113,280 (20.2%)	159,491 (18.5%)

A PREMIER BUSINESS LOCATION

15430 CORPORATE ROAD N