

# WEST VALLEY

## INDUSTRIAL RAIL CENTER

SWC DYSART RD & PEORIA AVE | EL MIRAGE, AZ

±1,200,000 SF

AVAILABLE FOR LEASE OR SALE

**RAIL SERVED!**



**EL MIRAGE: NO IMPACT FEES & NO CONSTRUCTION SALES TAX**

**CBRE**

**Eisenberg Company**  
Development • Brokerage • Management







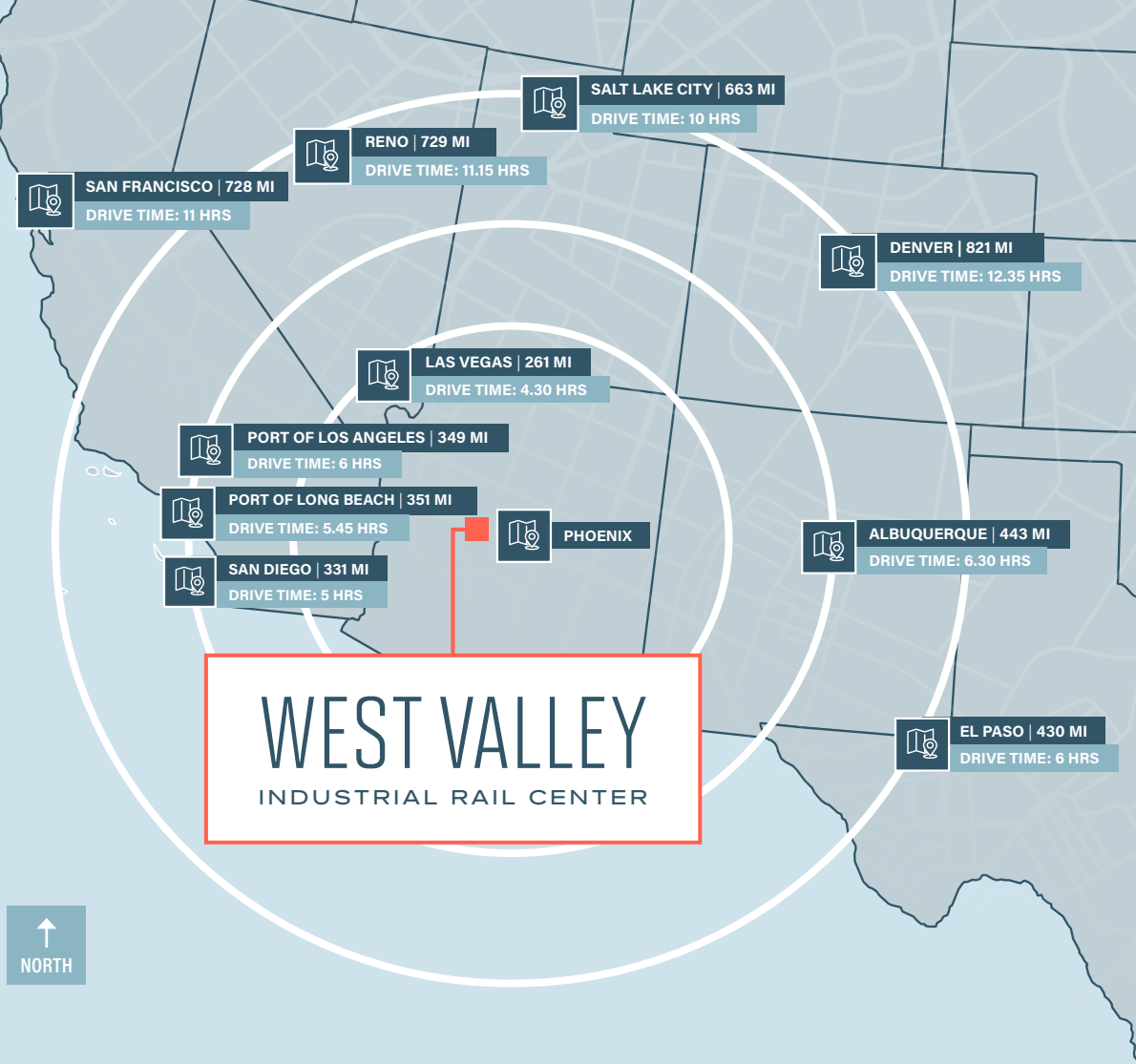


## LOCATION ADVANTAGE

-  Strategically located in **Metro Phoenix**
-  Top Labor Market: **±1.7M workers** within a 30-minute commute
-  **Immediate access** to BNSF Rail, one of the largest freight networks in North America

## DEMOGRAPHICS

-  2024 Population: **196,524**
-  2029 Population: **206,303**
-  Median Age: **41.3**
-  2024 Average Household Income: **\$93,279**



FOR MORE INFORMATION, PLEASE CONTACT:

PRIMARY CONTACT:

**COOPER FRATT, SIOR**

+1 602 735 5037

cooper.fratt@cbre.com

SECONDARY CONTACT:

**JOHN WERSTLER, SIOR**

+1 602 735 5504

john.werstler@cbre.com

TEAM MEMBERS:

**TANNER FERRANDI**

+1 602 735 5624

tanner.ferrandi@cbre.com

**CONNIE NELSON**

+1 602 735 1994

connie.nelson@cbre.com

**CBRE**

**Eisenberg Company**  
Development • Brokerage • Management

© 2024 CBRE, Inc. All rights reserved. This information has been obtained from sources believed reliable, but has not been verified for accuracy or completeness. You should conduct a careful, independent investigation of the property and verify all information. Any reliance on this information is solely at your own risk. CBRE and the CBRE logo are service marks of CBRE, Inc. All other marks displayed on this document are the property of their respective owners, and the use of such logos does not imply any affiliation with or endorsement of CBRE. Photos herein are the property of their respective owners. Use of these images without the express written consent of the owner is prohibited.