



FOR LEASE  
**7901 PROGRESS WAY**  
DELTA, BC



**37,418 SF FREESTANDING  
BUILDING ON 3 ACRES**

For more information, contact:

**Randy Swant**  
Personal Real Estate Corporate  
Vice President  
+1 604 608 5813  
randy.swant@cushwake.com

**Graham Williams**  
Associate  
+1 604 837 1819  
graham.williams@cushwake.com

Suite 700 - 700 West Georgia Street  
PO Box 10023, Pacific Centre  
Vancouver, BC V7Y 1A1  
+1 604 683 3111  
**cushmanwakefield.ca**



FOR LEASE  
**7901 PROGRESS WAY**  
DELTA, BC



## OPPORTUNITY

Cushman & Wakefield is pleased to present the rare opportunity to lease 37,418 square feet of production, manufacturing and distribution space. 7901 Progress Way provides 1,600 amps of power, dock loading platform with 3 levelers, ramped grade loading access and rear rail loading dock on a private rail spur.

## LOCATION

The property is situated directly off the Tilbury connector on Progress Way in the sought-after Tilbury industrial area of Delta, one of Metro Vancouver's most desirable industrial submarkets. This optimal location is a minute away from Highway 17, Metro Vancouver's east-west arterial connector.











## BUILDING SIZE

Office, Laboratory & Lunchroom	5,799 SF
Warehouse/Production/Covered Loading	29,664 SF
Production Mezzanine	1,955 SF
<b>Total Area</b>	<b>37,418 SF</b>

(Can include: 1,075 SF of Cooler space)

## BUILDING FEATURES

-  24' clear ceiling height
-  Significant electrical upgrades providing 1,600 amps of power
-  Fully sprinklered
-  Ramped grade loading access
-  Dock loading platform with 3 levelers
-  Rail loading dock at rear off private rail spur
-  Shipping office
-  Floor drains with Drain filter system

 Asking Rate  
**\$19.50 PSF**

 Available  
**30 - 60 days**

 Additional Rent  
**Contact Listing Agents**



FOR LEASE  
**7901 PROGRESS WAY**  
 DELTA, BC

**LOCATION & ACCESS**

Progress Way is located in close proximity to the South Fraser Perimeter Road (Highway 17), Metro Vancouver's east-west arterial connector.

Access to and from Tilbury Business Park is greatly enhanced via the South Fraser Perimeter Road (Highway 17) including the following drive times:

- 80th Street to Highway 99 4 minutes
- 80th Street to Tannery Road 7 minutes
- 80th Street to Deltaport 13 minutes
- 80th Street to Highway 1 17 minutes

**7901 PROGRESS WAY**

**DRIVE TIMES**

- 10 mins Highway 99
- 13 mins Delta Port
- 25 mins Peace Arch
- 18 mins Vancouver International Airport
- 30 mins Downtown Vancouver



For more information, contact:

**Randy Swant**  
 Personal Real Estate Corporate  
 Vice President  
 +1 604 608 5813  
 randy.swant@cushwake.com

**Graham Williams**  
 Associate  
 +1 604 837 1819  
 graham.williams@cushwake.com

Suite 700 - 700 West Georgia Street  
 PO Box 10023, Pacific Centre  
 Vancouver, BC V7Y 1A1  
 +1 604 683 3111  
 cushmanwakefield.ca



©2024 Cushman & Wakefield ULC. All rights reserved. The information contained in this communication is strictly confidential. This information has been obtained from sources believed to be reliable but has not been verified. NO WARRANTY OR REPRESENTATION, EXPRESS OR IMPLIED, IS MADE AS TO THE CONDITION OF THE PROPERTY (OR PROPERTIES) REFERENCED HEREIN OR AS TO THE ACCURACY OR COMPLETENESS OF THE INFORMATION CONTAINED HEREIN, AND SAME IS SUBMITTED SUBJECT TO ERRORS, OMISSIONS, CHANGE OF PRICE, RENTAL OR OTHER CONDITIONS, WITHDRAWAL WITHOUT NOTICE, AND TO ANY SPECIAL LISTING CONDITIONS IMPOSED BY THE PROPERTY OWNER(S). ANY PROJECTIONS, OPINIONS OR ESTIMATES ARE SUBJECT TO UNCERTAINTY AND DO NOT SIGNIFY CURRENT OR FUTURE PROPERTY PERFORMANCE.