

FOR LEASE

126 N St Francis
Wichita, KS 67202

\$17-\$20/sq ft/yr

Available Size: Up to 14,000
sq feet



HISTORIC OLD TOWN OPPORTUNITY

- Stately building boasting **clear-span** construction and presenting flexible repurposing options.
- Rare, adjacent, **private parking** included.
- Beautiful "**Bow Truss**" roof structure provides a coveted architectural element, complementing the brick walls and timeless wood flooring.



Evan LaRue

📞 316.214.8191

📞 316.263.7242

✉️ evan@streetcommercial.com






streetcommercial.com



1425 E. Douglas Ave. Suite 100 Wichita, KS 67211

FOR LEASE

126 N St Francis, Wichita, KS 67202



streetcommercial.com



1425 E. Douglas Ave. Suite 100 Wichita, KS 67211

FOR LEASE

126 N St Francis, Wichita, KS 67202



AREA NEIGHBORS



AREA DEMOGRAPHICS



TRAFFIC COUNT
2,942



POPULATION (5 MI)
221,031



TOTAL EMPLOYED (5 MI)
172,787



MEDIAN AGE (5 MI)
35



AVERAGE HH INCOME (5 MI)
\$62,219

PROPERTY LOCATION MAP



streetcommercial.com



1425 E. Douglas Ave. Suite 100 Wichita, KS 67211