

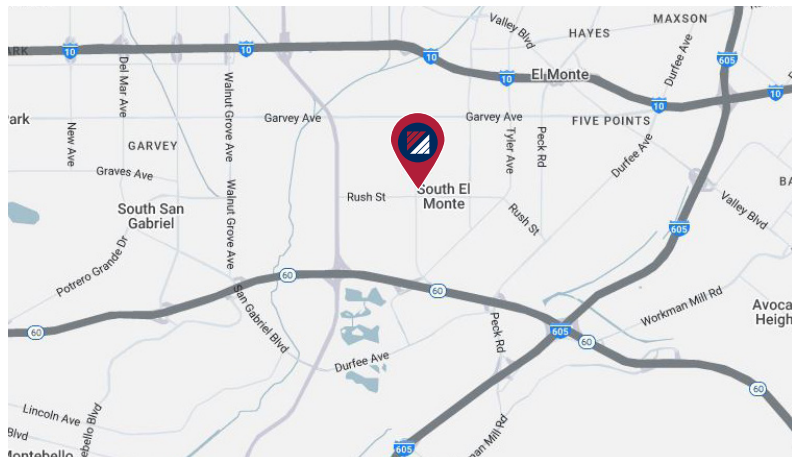


# FOR LEASE

INDUSTRIAL BLDG | ±4,800 SF AVAILABLE  
2128 MERCED AVE. | SOUTH EL MONTE | CA

## PROPERTY HIGHLIGHTS:

- 4,800 SF Industrial Building
- Close to Freeway(s) I-60 & I-605
- Three (3) Ground Level Door
- Power: 200 Amps | 240 V | 3P  
(Need to verify)
- Asking \$1.55/G



FOR MORE INFORMATION, PLEASE CONTACT:

### JOHN HASTINGS


ASSOCIATE

P: 562.908.5115 | M: 760.703.2212

[jhastings@daumcommercial.com](mailto:jhastings@daumcommercial.com)

CA DRE#: 02145691





FOR MORE INFORMATION, PLEASE CONTACT:

**JOHN HASTINGS**

ASSOCIATE

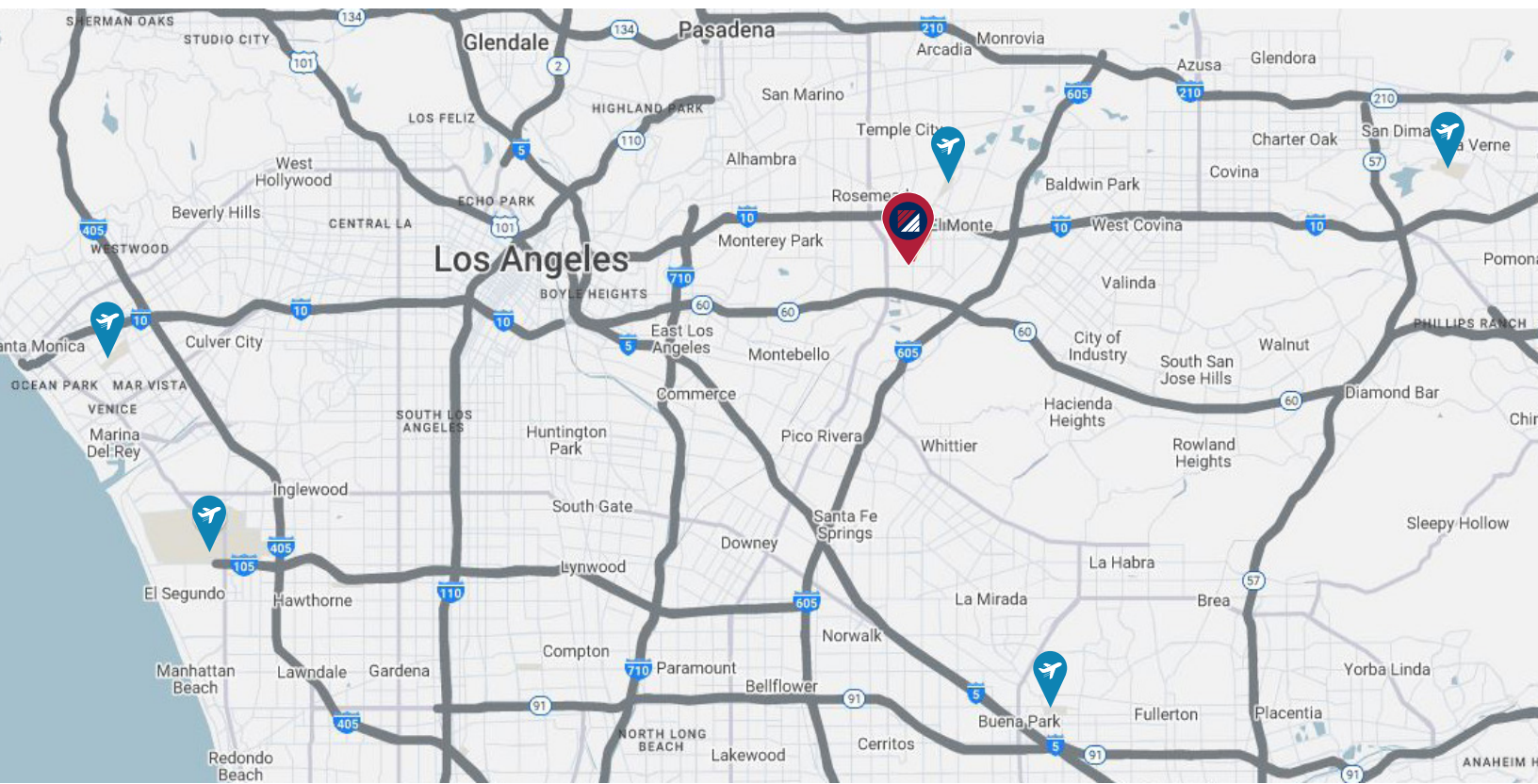
P: 562.908.5115 | M: 760.703.2212

[jhastings@daumcommercial.com](mailto:jhastings@daumcommercial.com)

CA DRE#: 02145691

**DAUM**  
COMMERCIAL REAL ESTATE SERVICES

# AERIAL AND LOCATION MAP



FOR MORE INFORMATION, PLEASE CONTACT:

**JOHN HASTINGS**

ASSOCIATE

P: 562.908.5115 | M: 760.703.2212

[jhastings@daumcommercial.com](mailto:jhastings@daumcommercial.com)

CA DRE#: 02145691

