


# BOX SPLIT: 22,023 SF AVAILABLE

## Robinson Crossing Shopping Center

450 Richie Highway, Severna Park, MD 21147



**YOUR SIGN HERE**



### NOTABLE TENANTS



**MATTRESS FIRM**



CLUB PILATES



### LEASING CONTACT

**CHEREKE KEENAN, LEASING MANAGER**

ckeenan@crcrealty.com

office: 443.921.4336 | mobile: 617.840.5596

DEMOGRAPHICS	2 MILE	5 MILE	10 MILE
Population	28,854	134,632	453,545
Households	10,078	48,132	169,979
Average HH Income	\$163,265	\$140,895	\$129,039
Pop Growth 2019-2024	5.58%	3.89%	2.80%

 <b>114,789</b> TOTAL GLA	 <b>57,027</b> DAILY TRAFFIC	 <b>C-3</b> ZONING
---------------------------------	------------------------------------	--------------------------

# ROBINSON CROSSING SHOPPING CENTER

450 Ritchie Highway, Severna Park, MD 21146



## CENTER FEATURES

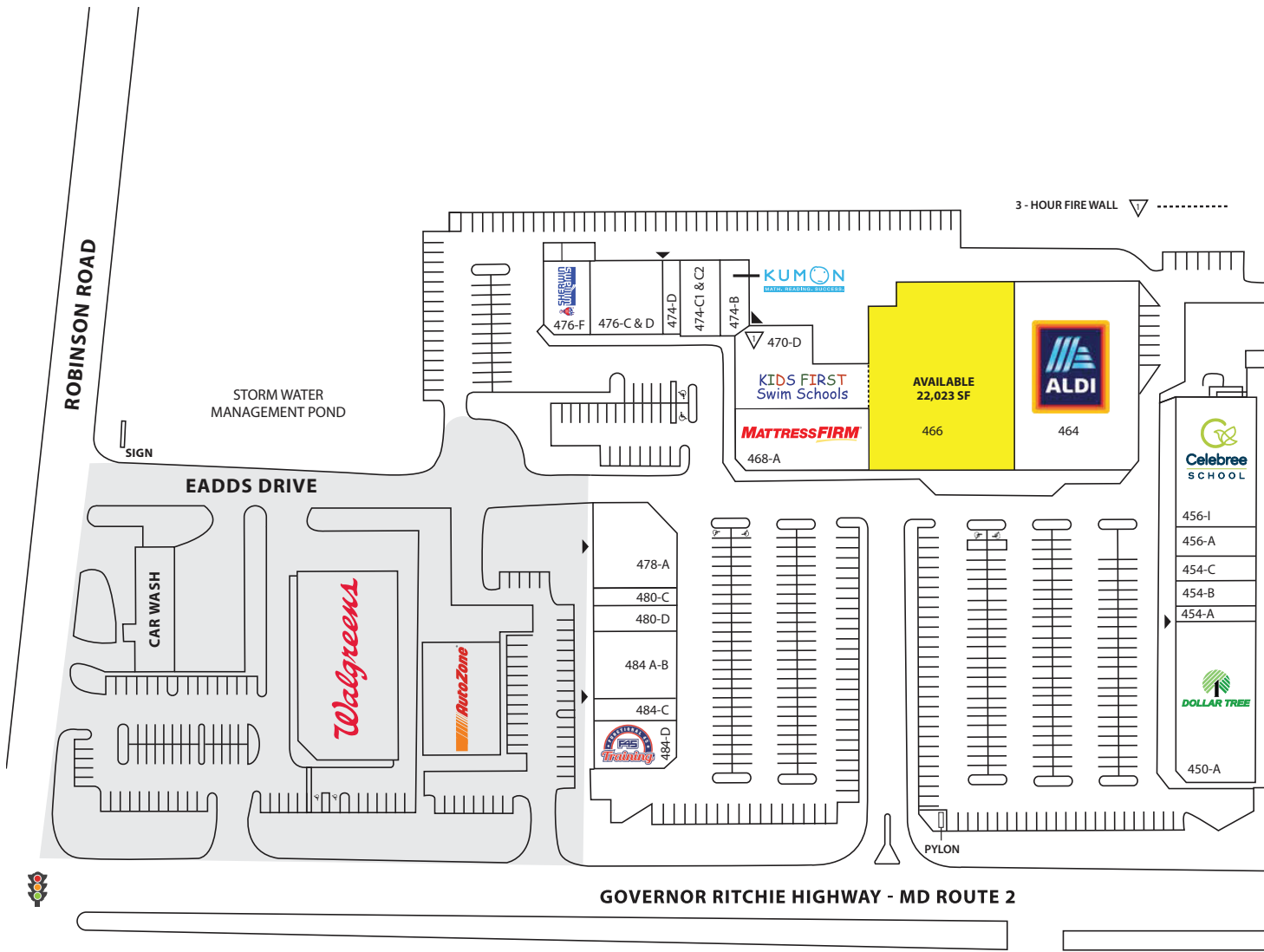
- Aldi- new grocery anchor
- 22,023 SF remains. Potential to increase footprint. Inquire for details
- Shopping Center with direct visibility on heavily traveled Governor Ritchie Highway in Severna Park
- Strong area demographics
- Great tenant mix in center

## LEASING CONTACT



**CHERENE KEENAN,**  
 Leasing Manager  
 ckeenan@crcrealty.com  
 office: 443.921.4336  
 mobile: 617.840.5596

# ROBINSON CROSSING SHOPPING CENTER | 450 RITCHIE HIGHWAY | SEVERNA PARK, MD 21146



## ROBINSON CROSSING

Severna Park, MD

Suite	Tenant	Area (SF)
466	Available	22,023
464	ALDI	
474-B	Kumon	
450-A	Dollar Tree	
454-A	Levin Eyecare	
454-B	Club Pilates	
454-C	Nova Care Rehabilitation	
456-A	DeMaio Family Chiropractic	
456-I	Celebree School	
468-A	Mattress Firm	
470-D	Kid's First Swim School	
474-C1 & C2	Agogoe Brazilian Jiu-Jitsu	
474-D	Frederick David Salon	
476-C & D	Rolly Pollies	
476-F	Sherwin Williams	
478-A	Romilos Italian Restaurant	
480-C	Jade Nails	
480-D	Ming's Cafe	
484-A & B	Laser Center of MD	
484-C	Life Pho Vietnamese Restaurant	
484-D	F45 Training	
<b>TOTAL:</b>		<b>114,789</b>

■ Available   
  Separately Owned Outparcel   
 ▼ Grade Change

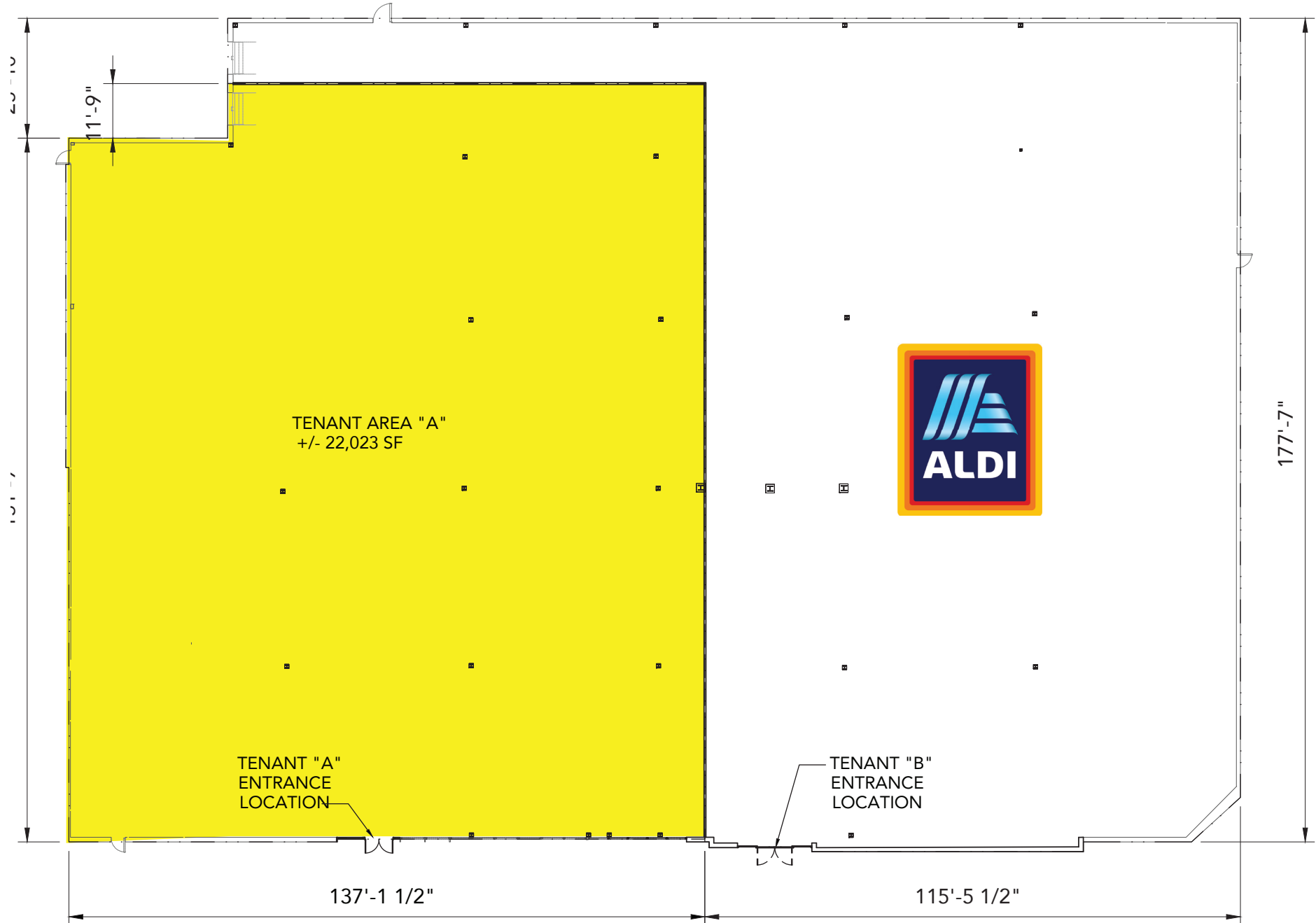
Landlord does not covenant that any occupant indicated herein will be a tenant in the space marked or in this shopping center. Nothing contained herein shall be deemed to limit, waive, or lessen the rights of Landlord under the lease. This exhibit shows only Tenant's location in the Landlord's property and is not a scale drawing showing size, etc.



## LEASING CONTACT



**CHEREENE KEENAN**, Leasing Manager  
 ckeenan@crcrealty.com  
 office: 443.921.4336 | mobile: 617.840.5596



TENANT AREA "A"  
+/- 22,023 SF

TENANT "A"  
ENTRANCE  
LOCATION

TENANT "B"  
ENTRANCE  
LOCATION



137'-1 1/2"

115'-5 1/2"

177'-7"

11'-9"

LOD OPTION 3  
SCALE: NTS

Robinson Crossing Space #466  
19.207

2020-09-10