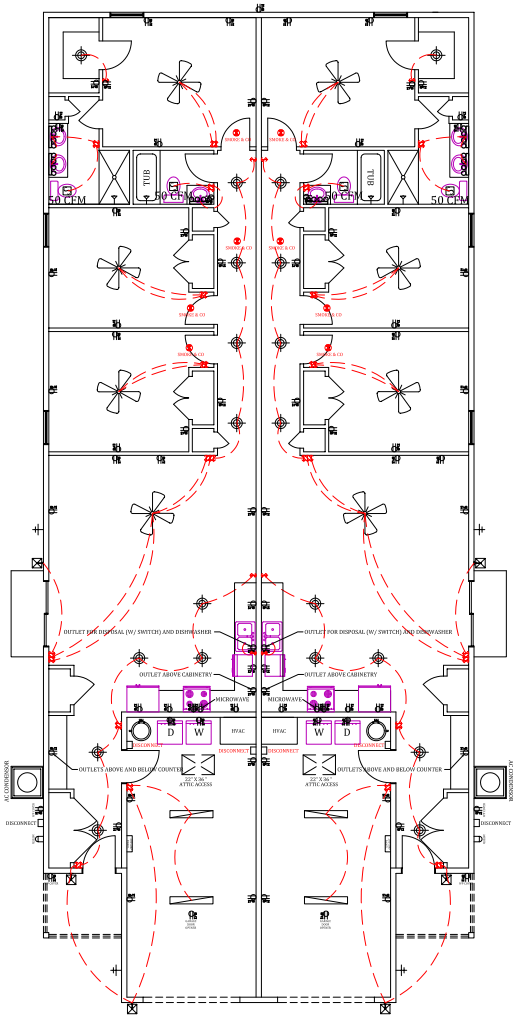

ELECTRICAL LEGEND	
ELECTRICAL	SYMBOL
CEILING FAN W/ LIGHT	
CAN LIGHT 6 IN.	
PENDANT LIGHT	
CHANDELIER	
OUTDOOR LIGHTS	
SMOKE / CO DETECTOR	SMOKE & CO
ELECTRICAL METER	
ELECTRICAL PANEL	
DISCONNECT	
EXHAUST FAN	50 CFM
OUTLET	
OUTLET 220V	
WEATHER PROTECTED	WP
SWITCH	S
BATH LIGHT FIXTURE	
EXHAUST FAN W/ LIGHT	
FLUORESCENT LIGHT	
AC CONDENSOR	

ELECTRICAL NOTES:

1 - ELECTRICAL RECEPTACLES SHALL BE NO MORE THN 6' FROM ALL DOOR OPENINGS, 12' MAX. O.C., AND SHALL BE WITHIN 25' FROM OUTSIDE A/C UNITS

2 - INCANDESCENT LIGHTS SHALL BE NO LESS THAN 12" AWAY FROM SHELVING, AND FLUORESCENT LIGHTS SHALL BE NO LESS THAN 6" AWAY FROM SHELVING

3 - SMOKE DETECTORS SHALL BE NO MORE THAN 36" AWAY FROM CATHEDRAL PEAKS, NO LESS THAN 36" FROM FORCED A/C AIR VENTS, NO LESS THAN 36" FROM KITCHEN AND BATHROOM DOOR OPENINGS, NO LESS THAN 4" AND NO MORE THAN 12" FROM THE CEILING

4 - WATER HEATERS THAT ARE NOT IN SITE OF AN ELECTRICAL PANEL BOX SHALL REQUIRE A DISCONNECT

5 - GFI OUTLETS IN KITCHEN & GARAGE TO BE INSTALLED PER NEC.

6 - ARC FAULT BREAKERS PROVIDED FOR ALL 15 & 20 AMP BREAKERS.

7 - LOCATION OF OUTLETS MAY NEED TO BE ADJUSTED DUE TO FIELD & FRAMING CONDITIONS ENCOUNTERED.

ELECTRICAL NOTES CONTINUED

1. ALL ELECTRICAL CONSTRUCTION AND/OR MODIFICATIONS SHALL CONFORM WITH THE LATEST EDITION OF THE NATIONAL ELECTRIC CODE (N.E.C.).
2. MINIMUM WIRE SIZE SHALL BE NO. 12 THW CU.
3. ALL COMMERCIAL INSTALLATIONS SHALL BE WITH RIGID CONDUIT IN ACCORDANCE WITH CODES.
4. REQUIRED SERVICE SHALL BE DETERMINED BY THE LOCAL SUPPLYING ELECTRICAL COMPANY AND/OR/AGENCY.
5. VERIFY EXACT LOCATIONS OF OUTLETS, SWITCHES, ETC., WITH OWNER AND/OR GENERAL CONTRACTOR.

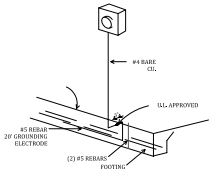

NEC-250-83(C) GROUNDING ELECTRODE SYSTEM DETAIL

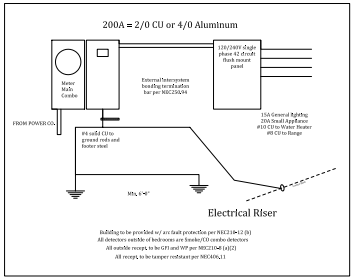

DESIGN

MICHAEL D. WILBURN, P.E.

LICENSE NO. 76061

DRAFTING

LOCAL ENGINEERING, INC.
MICHAEL D. WILBURN, P.E.
PO BOX 938
FLORAL CITY, FL 34436
PHONE (352)-697-5384

INSPECTIONS

THE WARRENS

DATE: 01/23/2023 REV: 3/7/2024

ENGINEERING

PAGE 5

SCALE: 3/16" = 1'-0"

ELECTRIC

LOCAL ENGINEERING, INC.

CA LIC. NO: 32355