

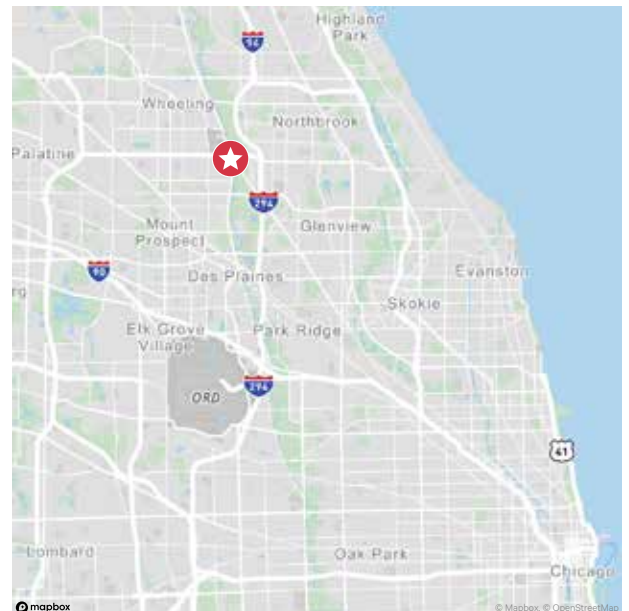
# Palwaukee Plaza

604-698 N. Milwaukee Avenue | Prospect Heights, Illinois 60070



## Property Highlights

- +/- 1.5 Acre Outlot available for lease.
- Available spaces: 904 SF, 2,280 SF, 2,500 SF and 7,326 SF.
- Property is located on busy Milwaukee Avenue with multiple access points.
- Great Population Density.
- There are a number of businesses in the area providing a Daytime Population of over 20,000!
- Over 60,000 VPD at this intersection.

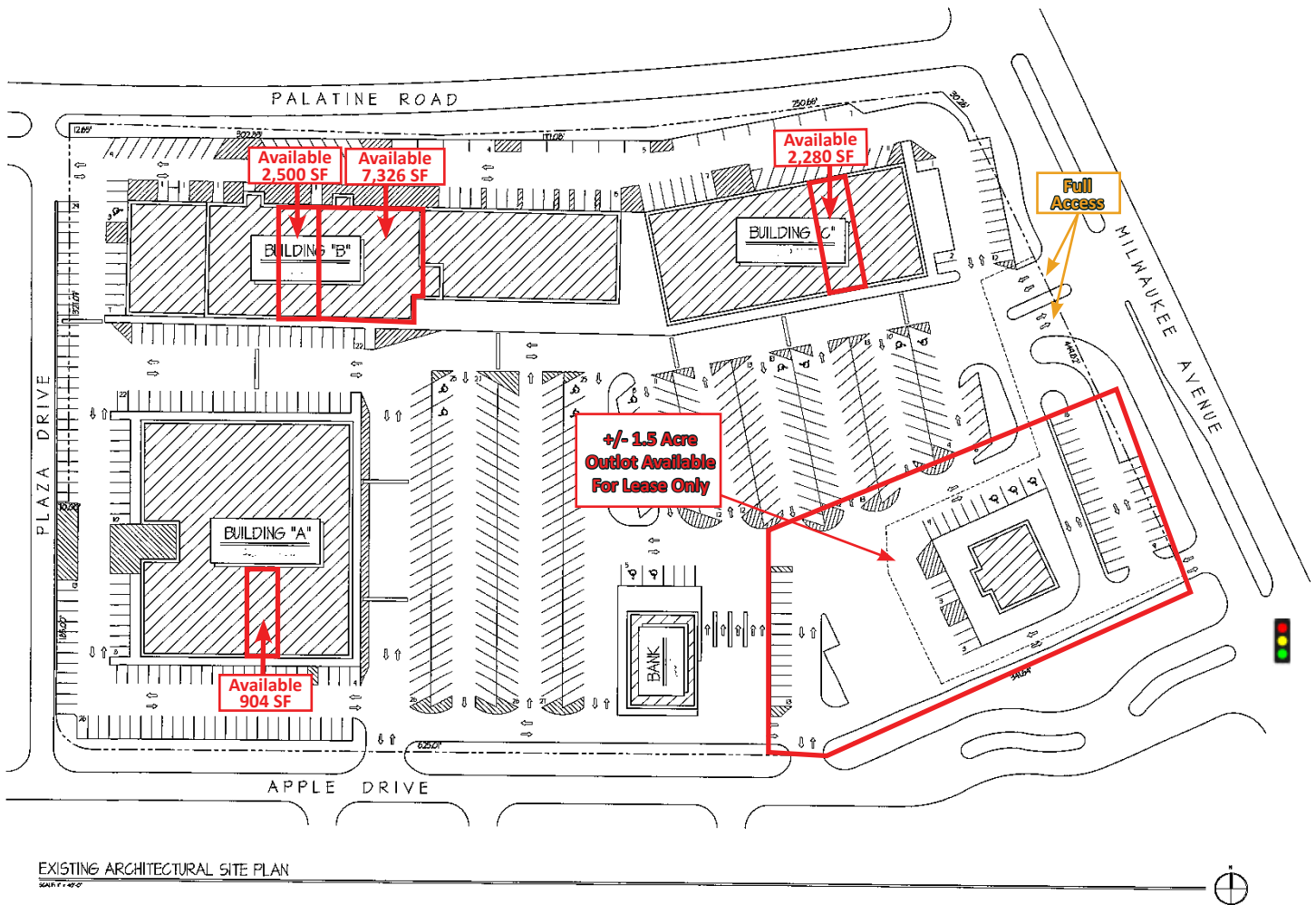


# Palwaukee Plaza

604-698 N. Milwaukee Avenue | Prospect Heights, Illinois 60070

For Lease

## Site Plan



EXISTING ARCHITECTURAL SITE PLAN  
SCALE 1" = 40'

Demographics	1 Mile	3 Mile	5 Mile
Population	10,301	82,155	291,027
Average Household Income	\$95,444	\$154,976	\$149,479
Daytime Population	20,558	111,886	354,880
Employees	13,665	72,818	202,970

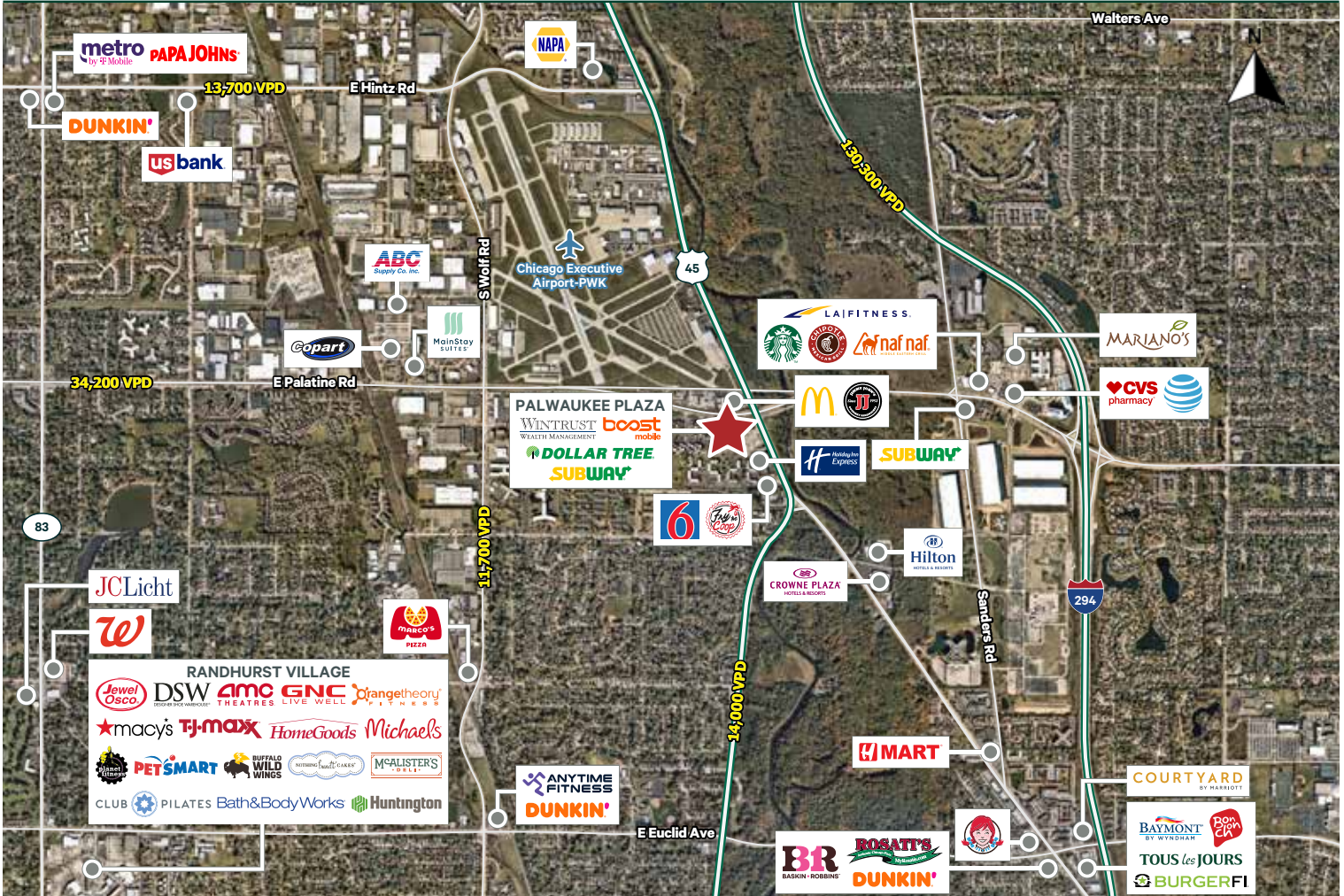
Traffic Counts	
E. Palatine Road	31,200 ADT
Milwaukee Ave	29,000 ADT

# Palwaukee Plaza

604-698 N. Milwaukee Avenue | Prospect Heights, Illinois 60070

For Lease

## Aerial



## Contact Us

**Les Kristof**

Vice President

+1 630 573 1282

Les.Kristof@cbre.com

© 2024 CBRE, Inc. All rights reserved. This information has been obtained from sources believed reliable, but has not been verified for accuracy or completeness. You should conduct a careful, independent investigation of the property and verify all information. Any reliance on this information is solely at your own risk. CBRE and the CBRE logo are service marks of CBRE, Inc. All other marks displayed on this document are the property of their respective owners, and the use of such logos does not imply any affiliation with or endorsement of CBRE. Photos herein are the property of their respective owners. Use of these images without the express written consent of the owner is prohibited.

