

FOR LEASE | Westpark Retail Space



Offered at: \$17.00/SF, NNN
Available: 1,675SF

4001 Summitview Ave
Yakima, WA 98908

Chris Sentz
csentz@almoncommercial.com
218 S Sgt Pendleton Way
Yakima, WA 98901
509.966.3800: O
509.969.8747: C

Property Summary



OFFERING SUMMARY

Lease Rate:	\$17.00 SF/yr (NNN)
Building Size:	52,578 SF
Available SF:	1,675 SF
Lot Size:	4.17 Acres
Number Of Units:	25
Zoning:	SCC
Traffic Count:	48,350

LOCATION OVERVIEW

Westpark has a boutique feel with dominant visibility and signage opportunities. Approximately 48,350 vehicles per day pass by this established neighborhood shopping center, which is anchored by a newer Walgreens and consists of a mixture of national and local retail tenants. Located on the NW hard corner of the controlled intersection of S. 40th Ave and W Summitview, this is the premier west side center with a huge capture rate of both 'going to work' and 'going home' vehicles.

PROPERTY HIGHLIGHTS

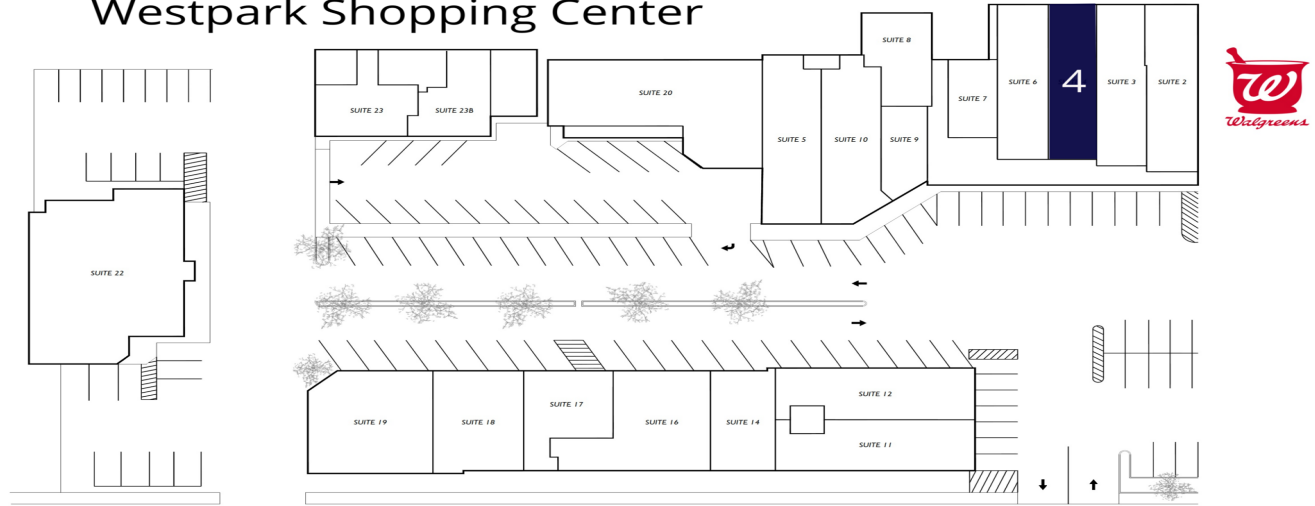
- Competitive Triple Net Rates
- Digital Display Signage Included
- Local Property Management
- Tenant Improvement Allowance Negotiable

Available Spaces

 AVAILABLE

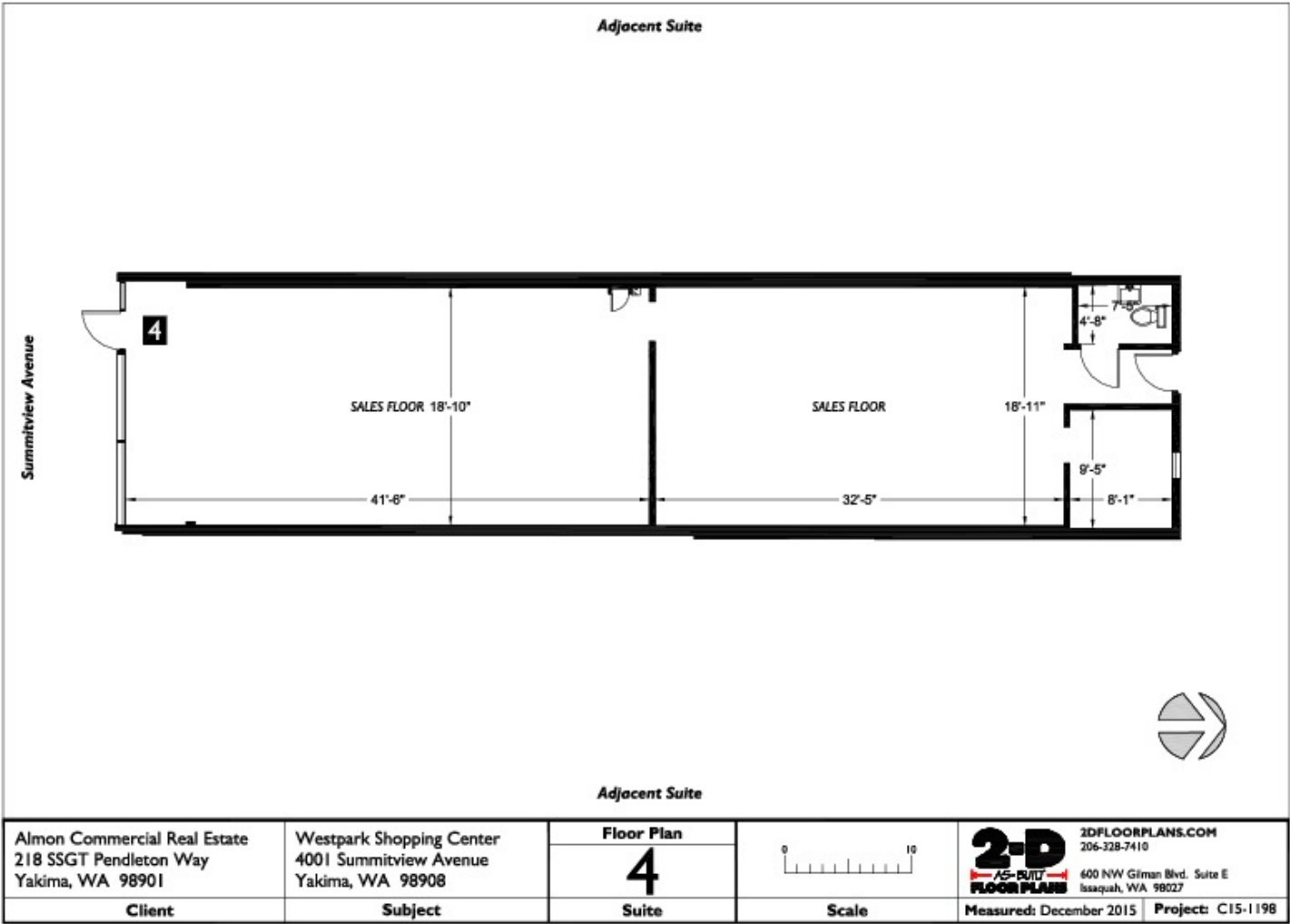
LEASE TYPE | NNN
 TOTAL SPACE | 1,675 SF
 LEASE TERM | Negotiable
 LEASE RATE | \$17.00 SF/yr

Westpark Shopping Center



SUITE	TENANT	SIZE	TYPE	RATE
Suite 4	Available	1,675 SF	NNN	\$17.00 SF/yr

Floor Plan Suite 4



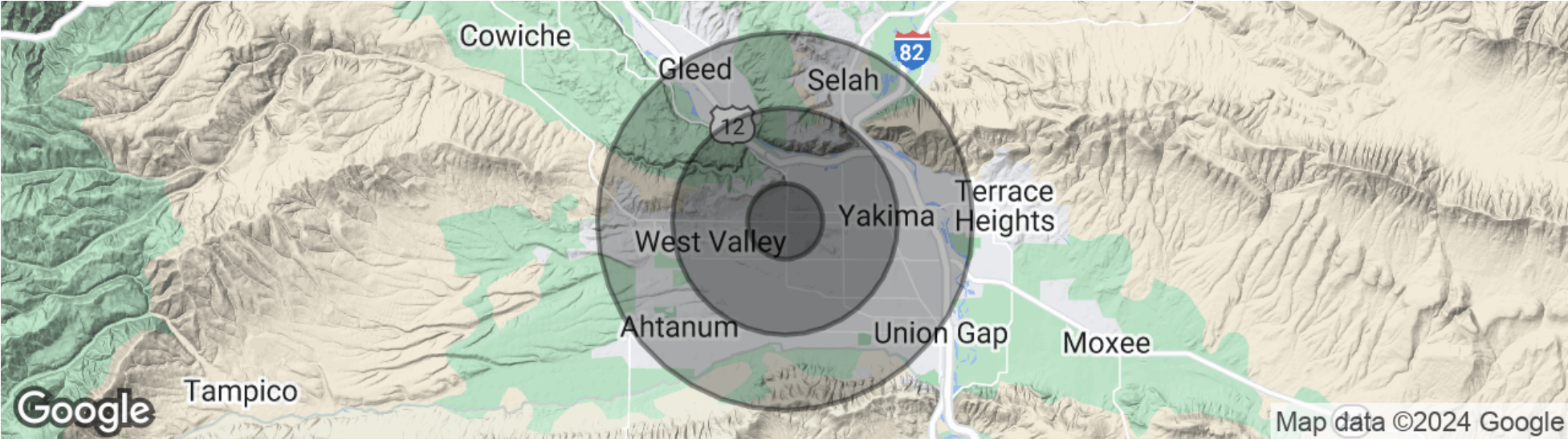
Retailer Map



Additional Photos



Demographics Map & Report



POPULATION	1 MILE	3 MILES	5 MILES
Total population	11,885	69,883	137,737
Median age	42.1	39.1	35.4
Median age (Male)	38.6	36.2	33.7
Median age (Female)	45.2	41.9	37.2
HOUSEHOLDS & INCOME	1 MILE	3 MILES	5 MILES
Total households	4,840	27,588	51,350
# of persons per HH	2.5	2.5	2.7
Average HH income	\$70,909	\$61,253	\$55,962
Average house value	\$219,819	\$205,509	\$186,136

* Demographic data derived from 2020 ACS - US Census

Meet The Team



CHRIS SENTZ

Broker

509.969.8747

csentz@almoncommercial.com

