

Stonelake 6



Office | For Sublease

11000 N Mopac Expressway | Suite 300

Contact Us

Kristi Svec Simmons, SIOR

Senior Vice President

+1 512 698 6166

kristi.simmons@cbre.com

Kelly Woodruff

Senior Vice President



+1 404 502 2125

kelly.woodruff@cbre.com

CBRE

Stonelake 6

Suite 300 | Office Sublease

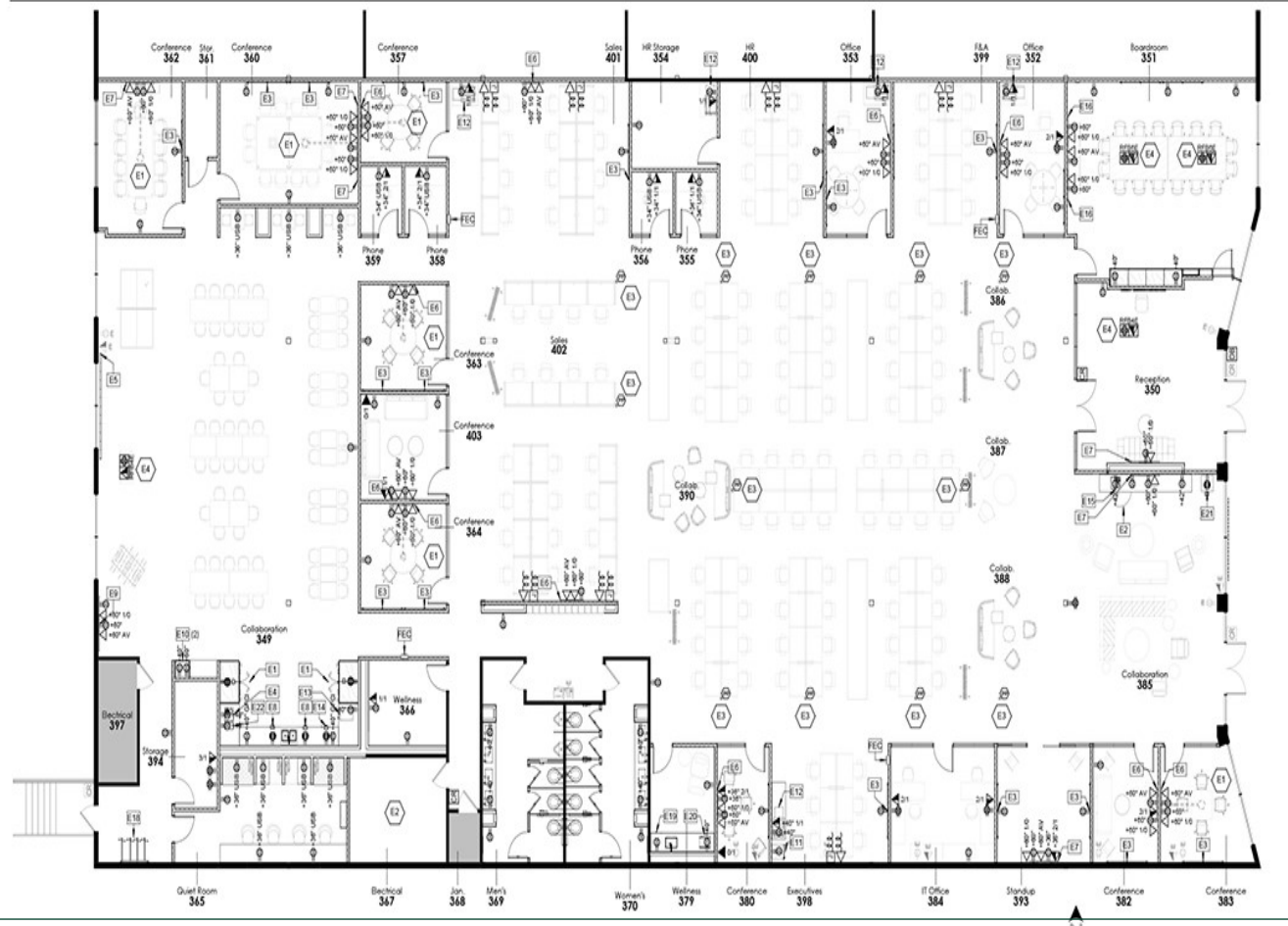


Stonelake 6

Suite 300 | Office Sublease

Space Highlights

- + Suite 300: 16,200 RSF
- + Rate: \$20.00/RSF Gross + E&J
- + Available: Immediately
- + LXD: 11/30/2026
- + Above average parking ratio at 5:1000 RSF
- + Plug & Play
- + Open ceilings with modern buildout
- + Several large conference rooms
- + Mostly open with several private offices
- + Large contemporary breakroom
- + Private restrooms



Contact Us

Kristi Svec Simmons, SIOR
Senior Vice President
+1 512 698 6166
kristi.simmons@cbre.com

Kelly Woodruff
Senior Vice President
+1 404 502 2125
kelly.woodruff@cbre.com

