

EXCELLENT ACCESS TO I-405 & I-5

116,148 SF

801 SW 16TH ST, RENTON, WA 98057

**RENTON
PARK**



AVAILABLE NOW

Michael Roy +1 206 940 7199
michael.roy@kbcadvisors.com

Kevin Skillestad +1 206 715 0757
kevin.skillestad@kbcadvisors.com

Casey Trees +1 206 856 4381
casey.trees@kbcadvisors.com



nuveen
REAL ESTATE

FLOOR PLAN

BUILDING B SUITE 135

TOTAL SF
116,148 SF

OFFICE SF
14,000 SF

DOCK-HIGH DOORS
25

AMPLE
PARKING

GRADE-LEVEL DOORS
2

CLEAR HEIGHT
30'

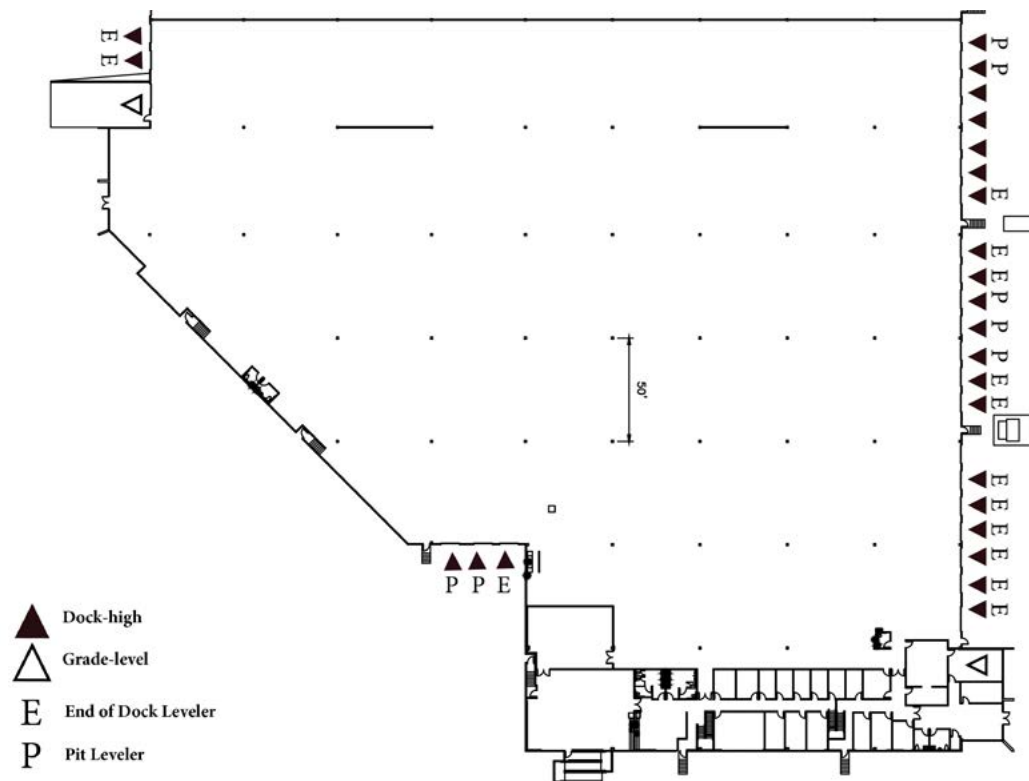
POWER
3,000 AMPS 277/480V

ENERGY EFFICIENT
LIGHTING

AVAILABLE
NOW

ESFR
SPRINKLERS

SECURED
TRUCK COURT



Michael Roy +1 206 940 7199
michael.roy@kbcadvisors.com


Kevin Skillestad +1 206 715 0757
kevin.skillestad@kbcadvisors.com

Casey Trees +1 206 856 4381
casey.trees@kbcadvisors.com

KBCADVISORS | **nuveen**
REAL ESTATE

PHOTOS

BUILDING B SUITE 135



Michael Roy +1 206 940 7199
michael.roy@kbcadvisors.com

Kevin Skillestad +1 206 715 0757
kevin.skillestad@kbcadvisors.com

Casey Trees +1 206 856 4381
casey.trees@kbcadvisors.com

 **nuveen**
REAL ESTATE

CORPORATE NEIGHBORS

1	ALLIANCE PACKAGING
2	ALLPAK CONTAINER
3	ANHEUSER-BUSCH
4	CROWN PACKAGING
5	GLOBAL TRANSPORTATION SERVICES
6	GRAYBAR
7	HARTUNG GLASS INDUSTRIES
8	KAISER PERMANENTE
9	LINEAGE
10	METROPOLITAN APPLIANCE
11	MILL ROCK PACKAGING
12	NORTHWEST FORKLIFT
13	NORTHWEST GOURMET FOODS
14	OCEAN BEAUTY SEAFOODS
15	OLYMPIC PIPELINE
16	PHILLIPS 66
17	SCHWARTZ BROTHERS BAKERY
18	SEALED AIR
19	SEKISUI AEROSPACE
20	SERVPRO
21	SHEETS UNLIMITED
22	SWIRE COCA COLA USA
23	SYNESSO
24	TEMPRESS TECHNOLOGIES
25	TESLA
26	UNITED RENTALS
27	UNITED WAREHOUSE
28	VITAL MECHANICAL SERVICE
29	WSL INC.
30	XPO



Michael Roy +1 206 940 7199
michael.roy@kbcadvisors.com

Kevin Skillestad +1 206 715 0757
kevin.skillestad@kbcadvisors.com

Casey Trees +1 206 856 4381
casey.trees@kbcadvisors.com



30-MINUTE DRIVE TIME





	FORKLIFT DRIVERS	WAREHOUSE WORKERS	ASSEMBLERS & FABRICATORS
2023 RESIDENT WORKERS	3,229	27,027	6,285
2018 - 2023 % CHANGE IN RESIDENT WORKERS	35%	5%	-7%
2023 NET COMMUTERS	2,490	18,336	3,599
AVERAGE HOURLY EARNINGS	\$24.01	\$22.97	\$22.76

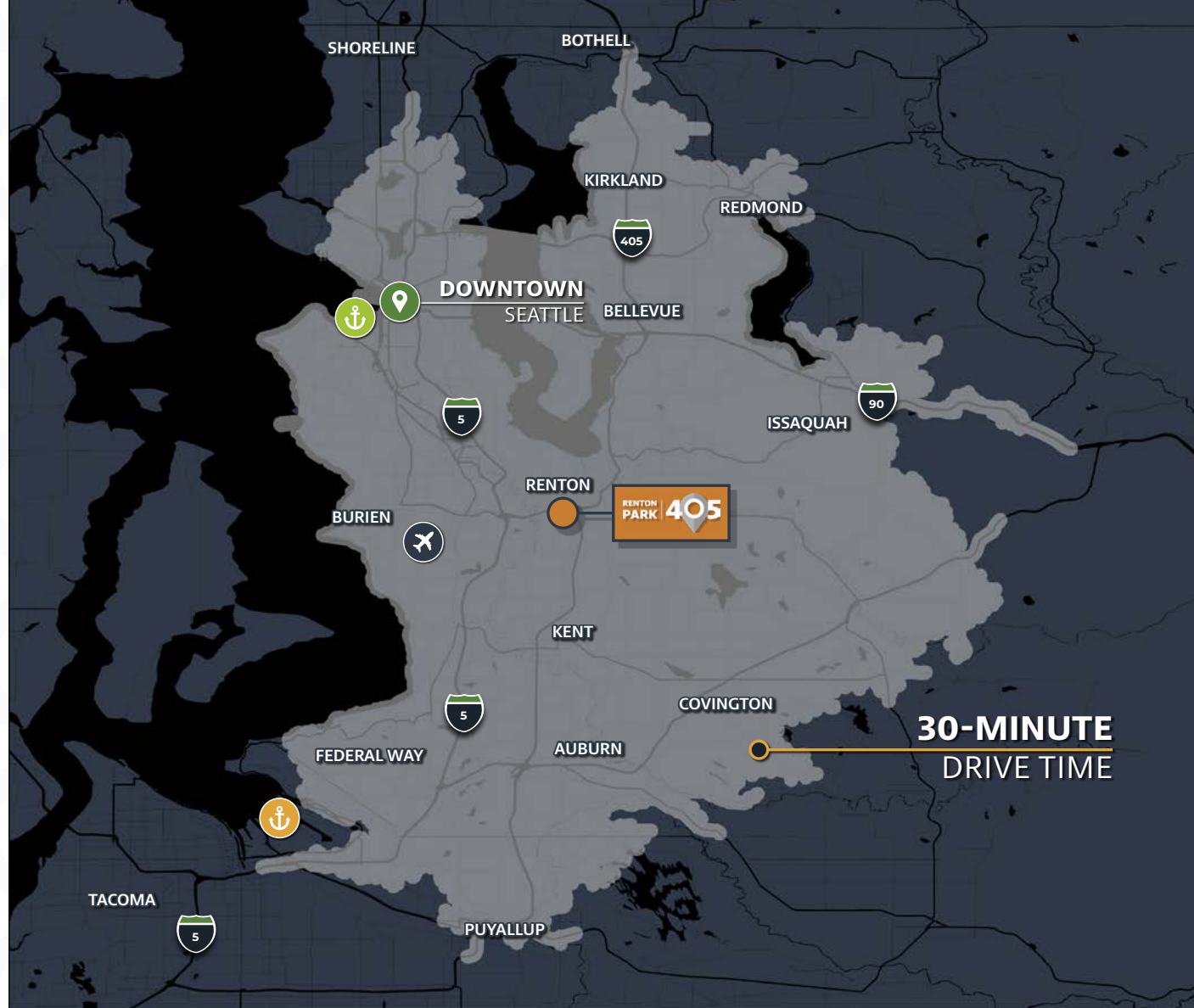
2023 POPULATION

2023 TOTAL POPULATION

30 MINUTES 1,839,596

REGIONAL CONNECTIVITY

	PORT OF SEATTLE	11.5 MILES
	DOWNTOWN SEATTLE	12.5 MILES
	SEATAC INTERNATIONAL AIRPORT	4.3 MILES
	PORT OF TACOMA	22.2 MILES



Michael Roy +1 206 940 7199
michael.roy@kbcadvisors.com

Kevin Skillestad +1 206 715 0757
kevin.skillestad@kbcadvisors.com

Casey Trees +1 206 856 4381
casey.trees@kbcadvisors.com

