

200 North 13th Street

ERWIN, NC 28339

FOR LEASE



CONTACT BROKER:

JAKE VIVERETTE | Vice President, Partner

804-754-5462 | JAKE.VIVERETTE@OVERTONGROUP.NET

ANDREW ROUPAS | Advisor

804-380-4215 | ANDREW.ROUPAS@OVERTONGROUP.NET

LANDON STEVENSON | Advisor

252-333-7601 | LANDON.STEVENSON@OVERTONGROUP.NET






LEASE INFORMATION

Lease Rate	\$4.95 - \$6.95 SF/yr (NNN)
Building Size	90,413 SF
Available SF	6,887 - 57,427 SF Suites
Lot Size	28.87 Acres
Zoning	M1

The location is ideally situated within the Fayetteville MSA market, offering a thriving business environment. The property benefits from its proximity to Fayetteville (208,778 Population) and Raleigh (469,124 Population). The location provides convenient access to major highways, air, rail, and sea transportation within the greater region.



Available units range in size from approximately 6,887 SF to 57,427 SF



Lease rates range from \$4.95 PSF to \$6.95 PSF (NNN)



All available units provide new LED lighting



Located in Jacksonville MSA and near Raleigh MSA

FOR LEASE

AERIAL



Area 3:
90,412 SF

200 North 13th Street | Erwin, NC 28339 | PAGE 3

401 W. 1ST ST | GREENVILLE, NC 27834 | 252.355.7006 | OVERTONGROUP.NET



FOR LEASE

AERIALS




200 North 13th Street | Erwin, NC 28339 | PAGE 4

401 W. 1ST ST | GREENVILLE, NC 27834 | 252.355.7006 | OVERTONGROUP.NET



FOR LEASE

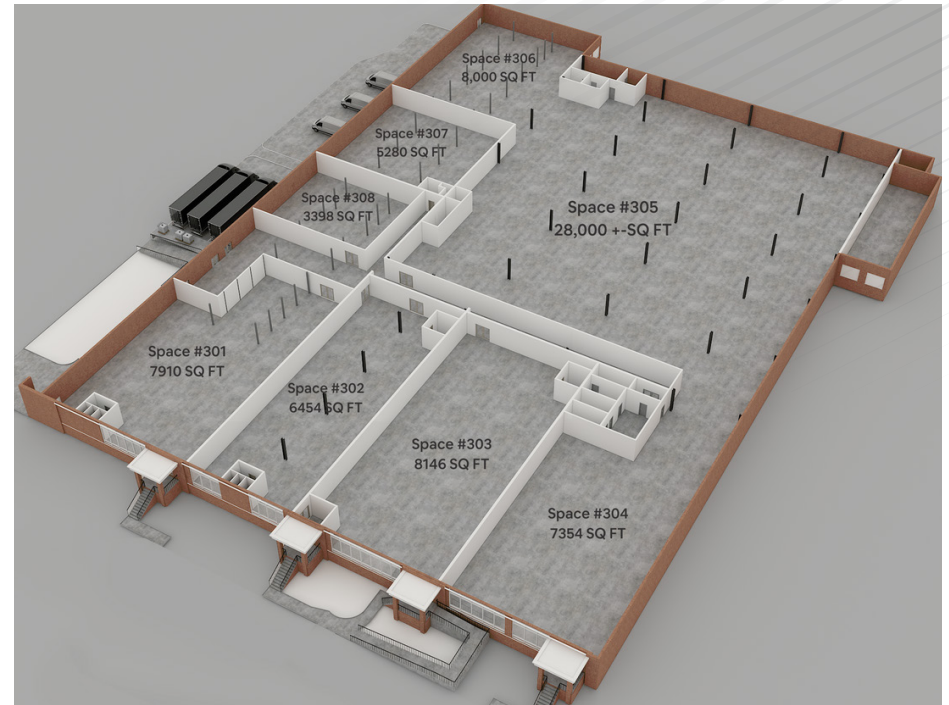
INTERIOR PHOTOS

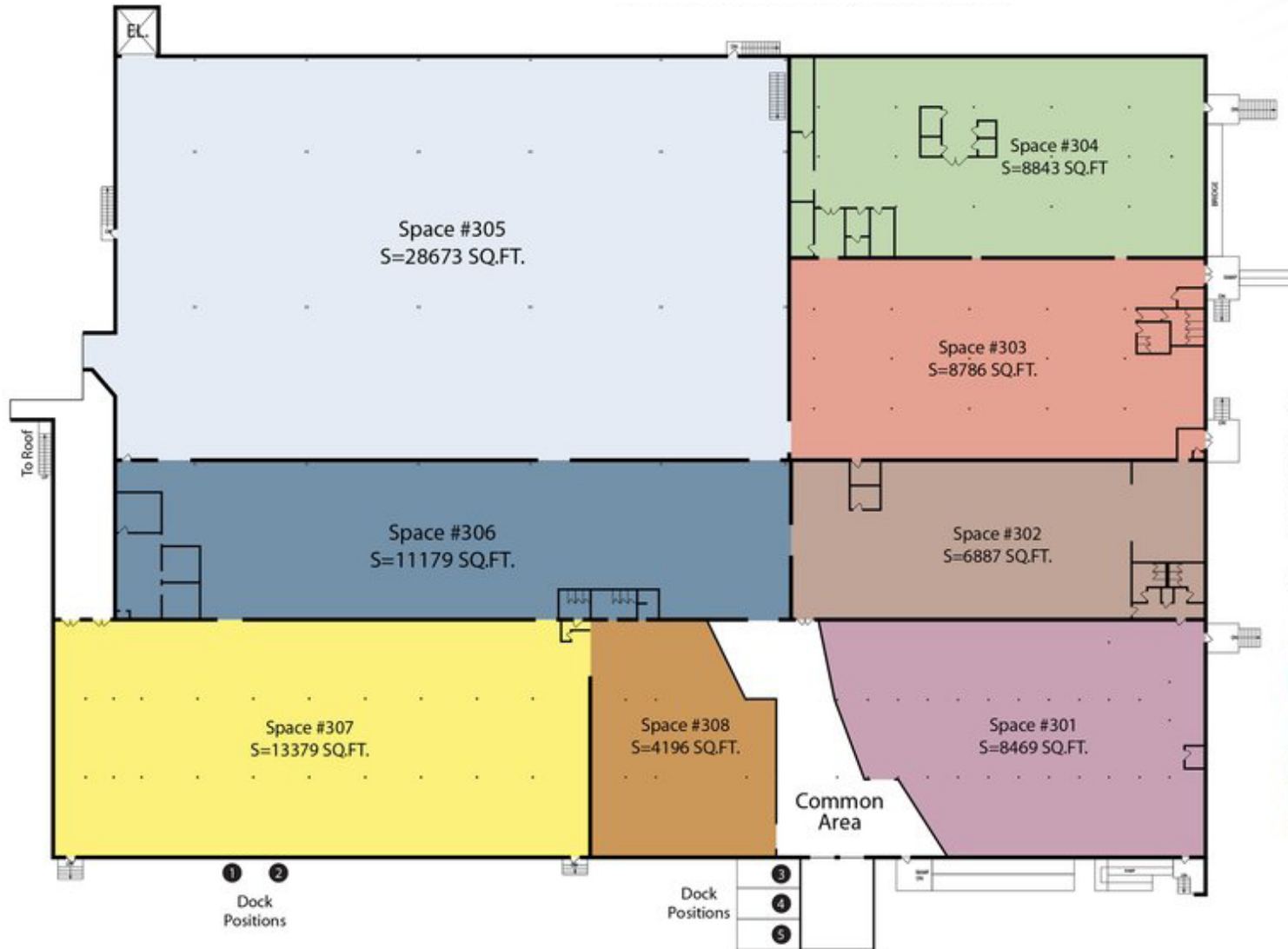


LEASE INFORMATION

Lease Rate	\$4.95 - \$6.95 SF/yr (NNN)
Lease Type	NNN
Total Space	8,469 - 57,427 SF
Lease Term	Negotiable

Suites	Tenant	Size	Description
Space 301	Available	8,469 SF	14' ceiling height
Suite 302	-	6,887 SF	19'10" ceiling height
Suite 303	Available	8,786 SF	13'11" ceiling height
Suite 304	Available	8,843 SF	10' ceiling height
Suite 305-308	Available	57,427 SF	12' to 19' ceiling height





Features

- New HVAC in Spaces 301-304
- New LED Lighting
- New Roof
- Lay-down yard available nearby

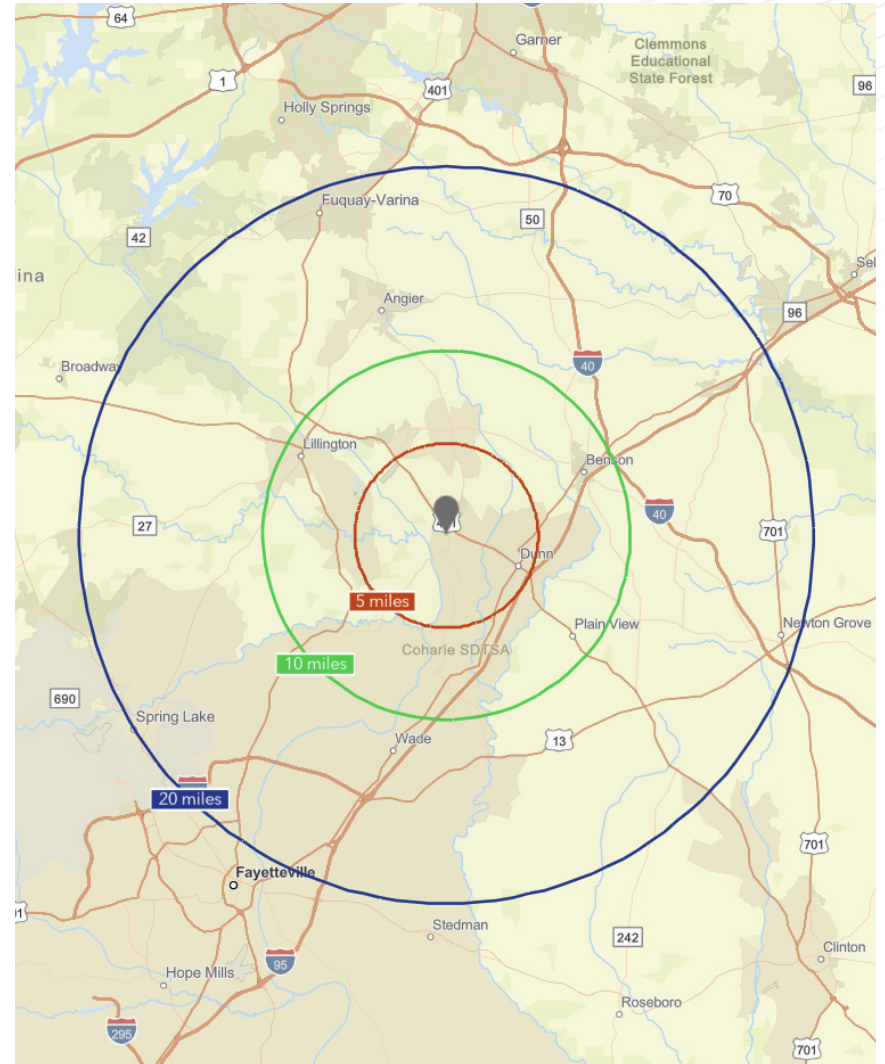
Ceiling Height

- H=17'5" (ceiling beams) H=19'8"
- H=12'7" (ceiling beams) H=13'7"
- H=13'11" (ceiling beams) H=14'11"
- H=19'10" (ceiling beams) H=20'1" (center)
- H=14'1" (ceiling beams) H=17' (center)
- H=17'5" (ceiling beams) H=19'8"
- H=13'7" (ceiling beams) H=16'
- H=19'10" (ceiling beams) H=20'1" (center)

Population	5 Miles	10 Miles	20 Miles
Total Population	20,701	60,710	319,510
Median Age	21,512	63,933	335,722

Households & Income	5 Miles	10 Miles	20 Miles
Total Households	8,605	23,577	120,828
# of Persons per HH	2.37	2.45	2.61
Average HH Income	\$73,149	\$79,226	\$98,850
Average Home Value	\$278,275	\$281,116	\$348,679

Demographics data derived from ESRI (2024)



200 North 13th Street

ERWIN, NC 28339

THE OVERTON GROUP TEAM

JAKE VIVERETTE

804-754-5462

JAKE.VIVERETTE@OVERTONGROUP.NET

ANDREW ROUPAS

804-380-4215

ANDREW.ROUPAS@OVERTONGROUP.NET

LANDON STEVENSON

252-333-7601

LANDON.STEVENSON@OVERTONGROUP.NET

