

HAMILTON COMMONS

MAYS LANDING, NJ

190 HAMILTON COMMONS DRIVE

±2,000 - 30,000 SF

JOIN
Marshall's ROSS GROCERY OUTLET
bargain market
HOBBY LOBBY AVALON FLOORING
REGAL
Ocean State JOB LOT
NOW OPEN

REGIONAL POWER CENTER WITH MAJOR TRAFFIC DRIVERS



LEASED & MANAGED BY:



METRO
COMMERCIAL

Owned By:



TIME EQUITIES INC.
OVERSIGHTED REAL ESTATE INVESTMENT COMPANY | ESTABLISHED 1966

metrocommercial.com | Plymouth Meeting, PA | Mount Laurel, NJ | Miami, FL | Philadelphia, PA

get in touch.

DAVID JUDD

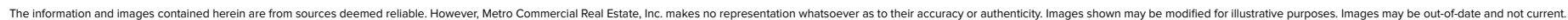
Office 856.222.3037
Direct 215.906.2908
djudd@metrocommercial.com

ROBERT COOPER

Office 856.222.3054
Direct 610.405.2600
rcooper@metrocommercial.com

JOE DOUGHERTY

Office 610.260.2670
Direct 610.580.7663
jdougherty@metrocommercial.com



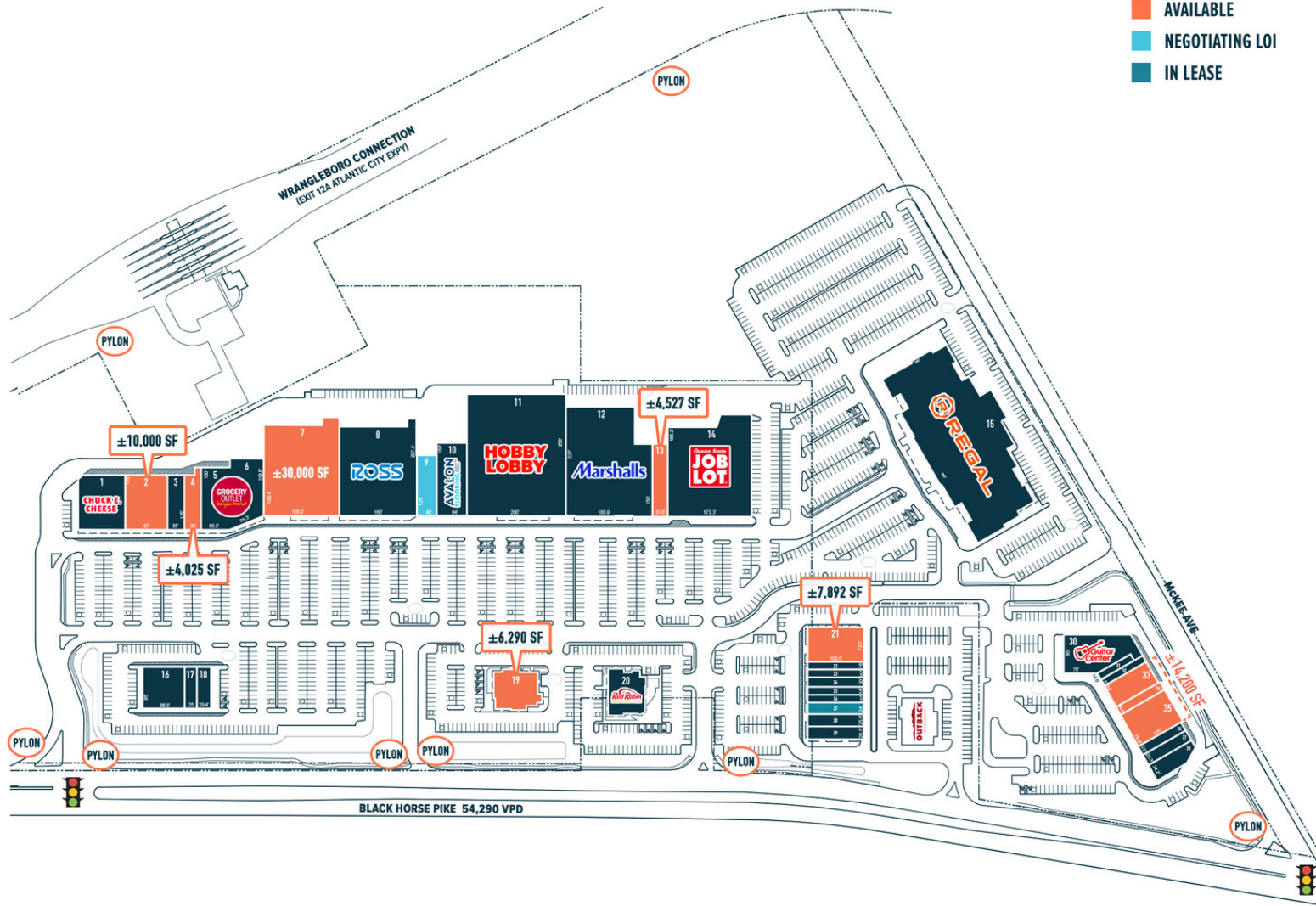
www.metrocommercial.com



**HAMILTON COMMONS
MAYS LANDING, NJ
190 HAMILTON COMMONS DRIVE**



NEW JUNIOR BOX SPACE AVAILABLE!



KEY
LEASED
AVAILABLE
NEGOTIATING LOI
IN LEASE

SPACE	TENANT	SF
1	CHUCK E. CHEESE	11,300
2	AVAILABLE (87' x 115')	10,000
3	CARTER'S	4,013
4	AVAILABLE (35' x 115')	4,025
5/6	GROCERY OUTLET	16,929
7	AVAILABLE (156.3' x 189.4')	30,000
8	ROSS	30,187
9	NEGOTIATING LOI	5,000
10	AVALON FLOORING	9,389
11	HOBBY LOBBY	49,975
12	MARSHALLS	38,000
13	AVAILABLE (31.6' x 150')	4,527
14	OCEAN STATE JOB LOT	34,120
15	REGAL CINEMAS	65,000
16	SAKURA JAPANESE	7,374
17	TENBROOK ORTHODONTICS	2,125
18	T-MOBILE	2,500
19	AVAILABLE	6,290
20	RED ROBIN	6,723
21	AVAILABLE (72.1' x 109.5')	7,892
22	MAURIZIO'S PIZZA	1,760
23	PHO VN	1,760
24	IVY REHAB PHYSICAL THERAPY	2,200
25	BEST FOOD IN TOWN	1,760
26	RIO NAILS	1,760
27	IN LEASE	2,500
28	HAND & STONE	2,888
29	GREEN & GRAINS	2,860
30	GUITAR CENTER	10,309
31	TULIP NAILS SALON	1,160
32	SUPERCUTS	1,500
33	AVAILABLE (50' x 100')	5,000
34	AVAILABLE (18.4' x 100')	2,000
35	AVAILABLE (75.6' x 100')	7,200
36	BAMBU	2,000
37	ATLANTIC APOTHECARY	2,330
38	VISIONWORKS	2,990

The information and images contained herein are from sources deemed reliable. However, Metro Commercial Real Estate, Inc. makes no representation whatsoever as to their accuracy or authenticity. Images shown may be modified for illustrative purposes. Images may be out-of-date and not current.

HAMILTON COMMONS
MAYS LANDING, NJ
 190 HAMILTON COMMONS DRIVE



www.metrocommercial.com

PROPERTY PHOTOS

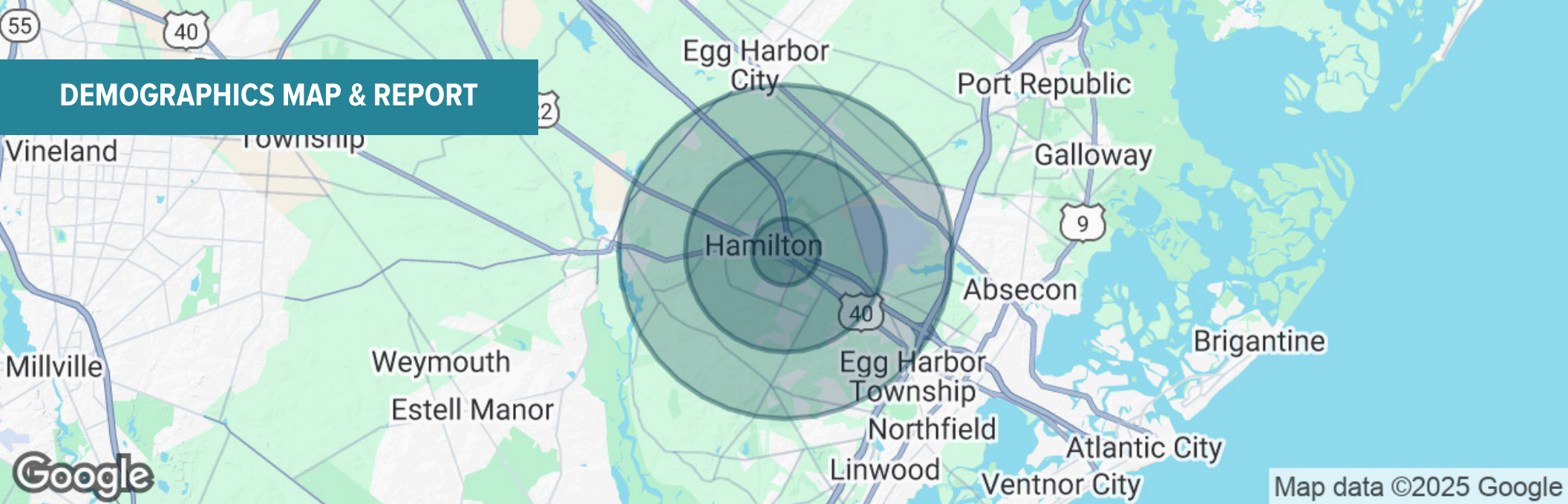


The information and images contained herein are from sources deemed reliable. However, Metro Commercial Real Estate, Inc. makes no representation whatsoever as to their accuracy or authenticity. Images shown may be modified for illustrative purposes. Images may be out-of-date and not current.

HAMILTON COMMONS
MAYS LANDING, NJ
190 HAMILTON COMMONS DRIVE



www.metrocommercial.com



POPULATION

	1 MILE	3 MILES	5 MILES
Total Population	2,992	26,128	55,376
Average Age	41	40	41
Average Age (Male)	40	39	40
Average Age (Female)	42	41	43

HOUSEHOLDS & INCOME

	1 MILE	3 MILES	5 MILES
Total Households	1,212	9,435	19,920
# of Persons per HH	2.5	2.8	2.8
Average HH Income	\$98,430	\$102,169	\$107,108
Average House Value	\$277,420	\$330,217	\$319,225

Demographics data derived from AlphaMap

The information and images contained herein are from sources deemed reliable. However, Metro Commercial Real Estate, Inc. makes no representation whatsoever as to their accuracy or authenticity. Images shown may be modified for illustrative purposes. Images may be out-of-date and not current.

HAMILTON COMMONS
MAYS LANDING, NJ
190 HAMILTON COMMONS DRIVE



www.metrocommercial.com