

FOR LEASE / SALE

1910 WEST RENAISSANCE PARKWAY
RIALTO, CA 92376



±114,115 SF FREESTANDING CLASS A INDUSTRIAL BUILDING

PROPERTY FEATURES:

- Two-Story Finished Office
(±3,026 SF 1st Floor, ±2,555 SF Mezzanine)
- 36' Clear Height
- Twelve (12) Dock High Doors
- Direct Access & Frontage on I-210 Fwy
- Two Grade Level Doors
- ESFR Sprinkler System
- 130' Private & Gated Truck Court
- 2,000 Amp Service with 2,000 UGPS
- 60' Speed Bay, 50' x 56' Typical Bay
- 90 Parking Stalls



BILL HEIM

(909) 373-2901 | DRE #00776174
bheim@lee-assoc.com

ALEX HEIM

(909) 373-2701 | DRE #01945521
aheim@lee-assoc.com



LOVETT
INDUSTRIAL

FOR LEASE / SALE

1910 WEST RENAISSANCE PARKWAY
 RIALTO, CA 92376

SITE PLAN & AERIAL



BILL HEIM

(909) 373-2901 | DRE #00776174
 bheim@lee-assoc.com

ALEX HEIM

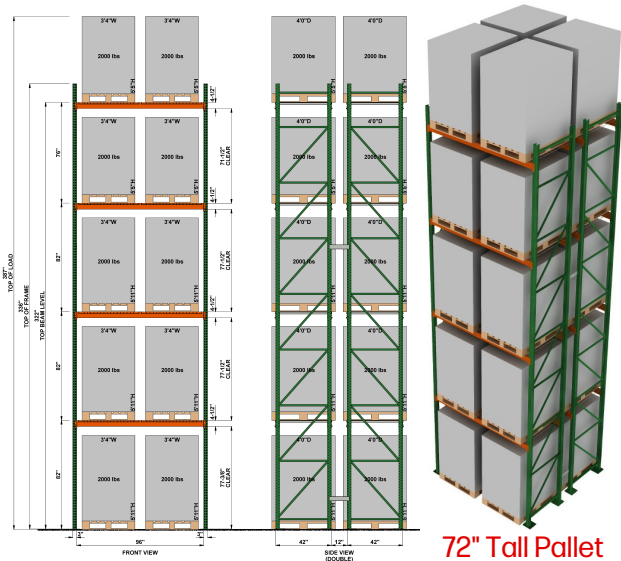
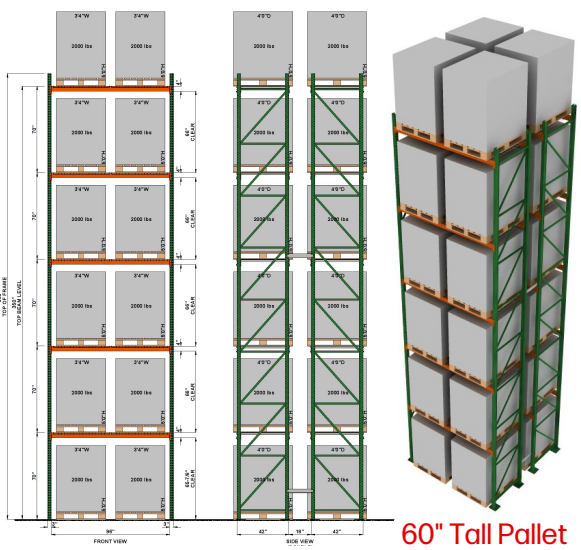
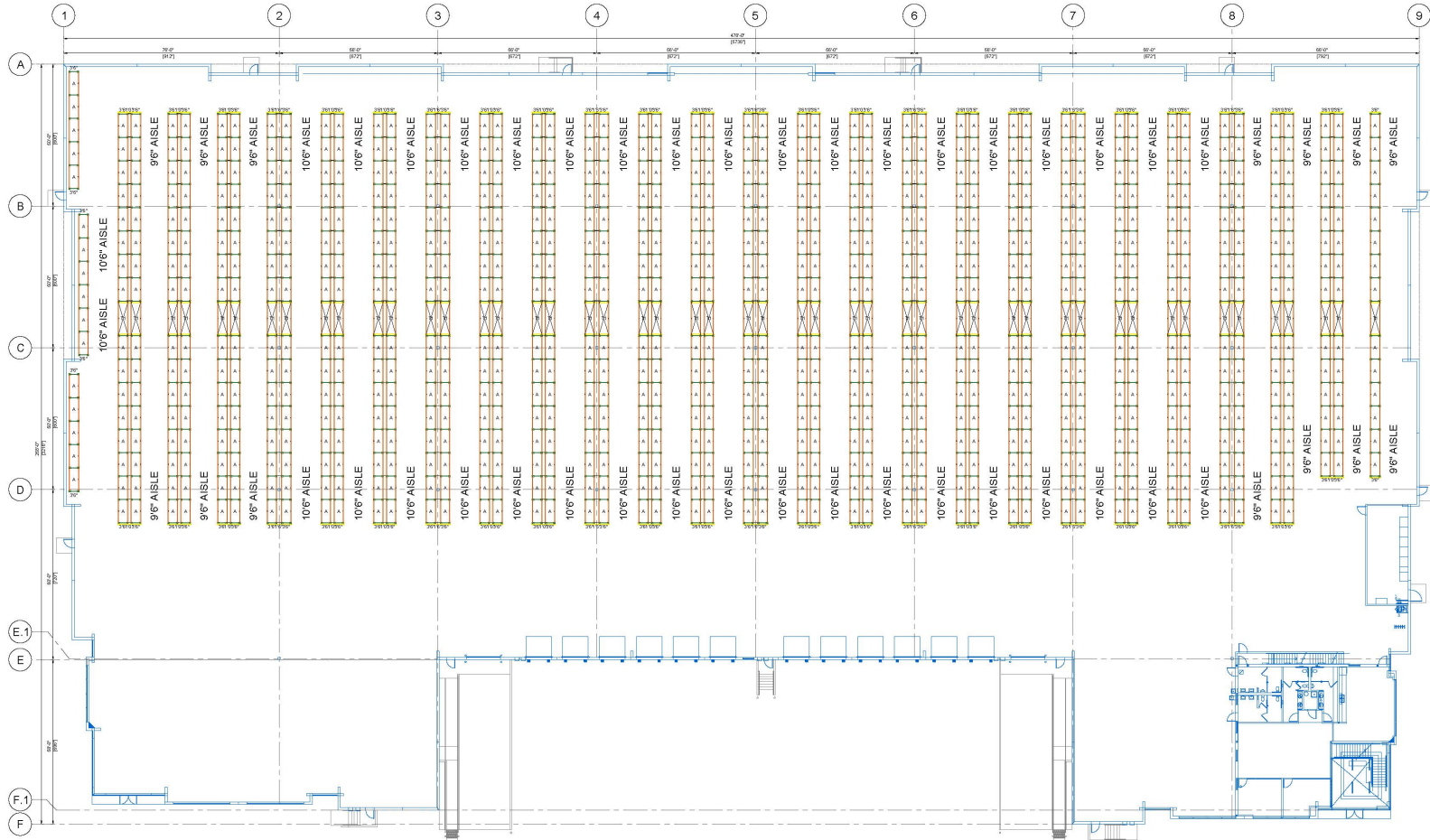

(909) 373-2701 | DRE #01945521
 aheim@lee-assoc.com



CONCEPTUAL RACKING LAYOUT

1910 WEST RENAISSANCE PARKWAY RIALTO, CA 92376

- 10'6" Aisles
- 60" Tall Pallets
- 72" Tall Pallets
- 96" Storage Beam
- 144" Storage Beam
- Accessories Upon Request



Total Pallet Positions

- Approximately 10,116 Pallet Positions (60" Tall Pallet)
- Approximately 8,381 Pallet Positions (72" Tall Pallet)