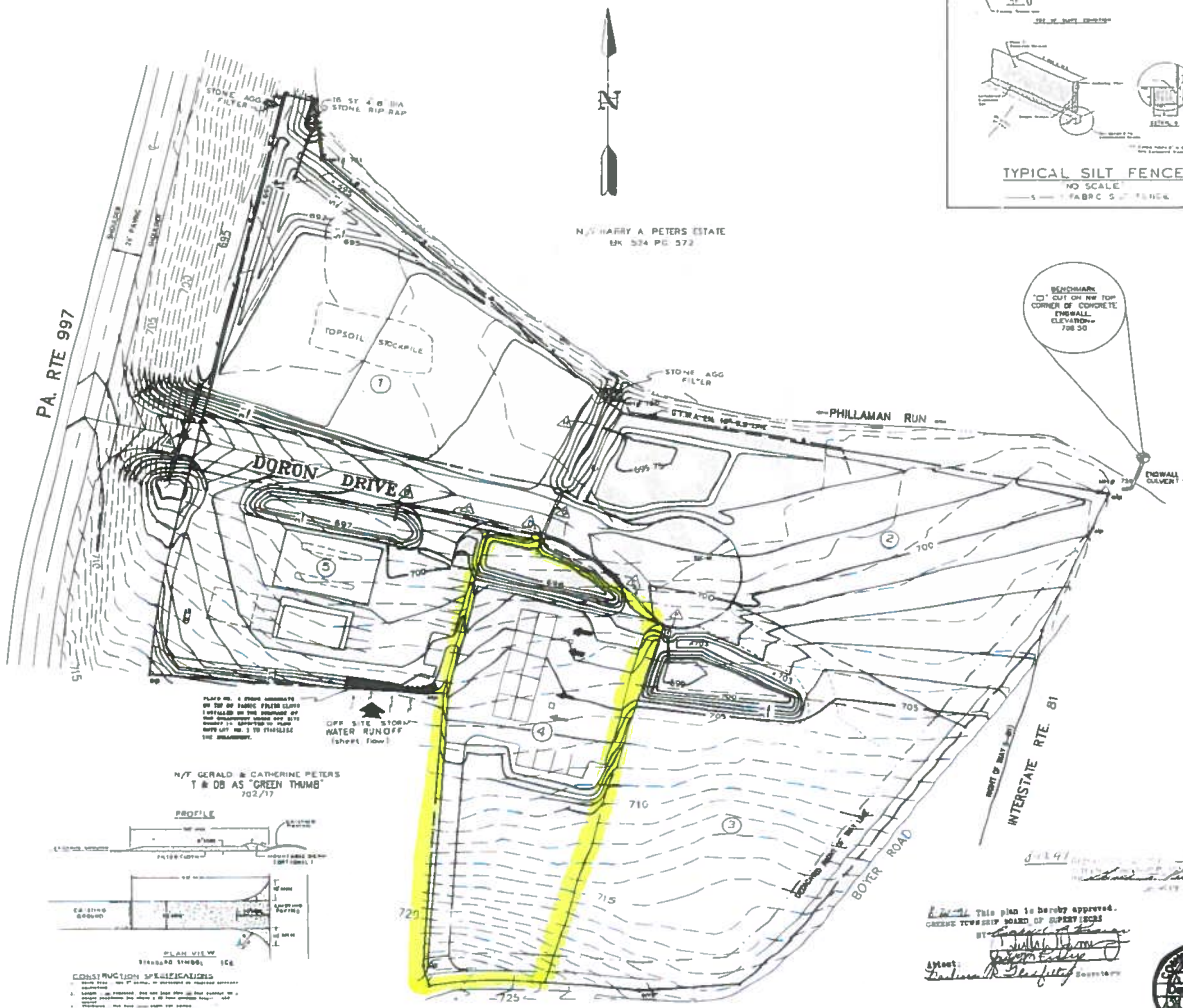

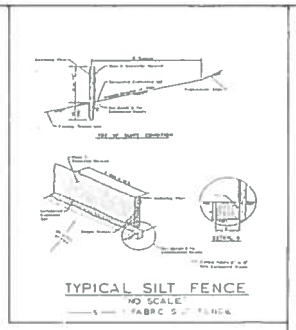

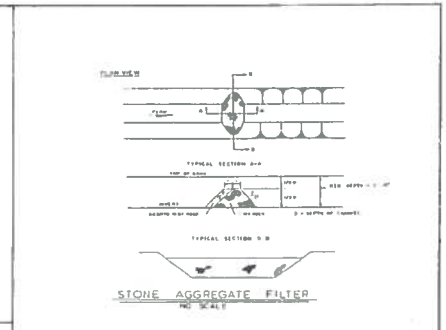

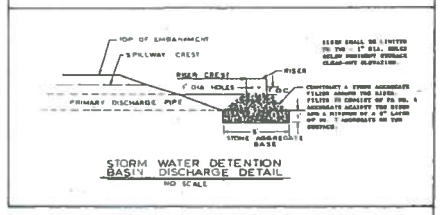

FRAMES STRUCTURE DATA

Designation	Structure	Length/Size	Invert Elev.	Top Elev.	Flow Line Elev.	Remarks
	Pipe	90 LF 15" CMP with End Sections	695.50	695.80	----	0.0556
	Catch Basin	24"x48" Conc. Box w/1'-6" Sd. & Fr	694.73	696.50	694.50	----
	Pipe	115 LF 15" CMP	694.50	695.50	----	0.0043
	Catch Basin	24"x48" Conc. Box w/1'-6" Sd. & Fr	693.50	695.25	693.75	----
	Pipe	190 LF 15" CMP	693.00	693.50	----	0.0026
	Catch Basin	14"x24" Conc. Box w/1'-6" Sd. & Fr	692.40	692.80	692.25	
	Pipe	85 LF 15" CMP with End Section	691.25	691.81	----	0.0065
	Drainage Channel	1100 LF Trap Channel w/Fill under Longest	691.00	694.70	----	0.0033

NO LOT STORM WATER DETENTION BASIN DATA

Basin No.	Peak Inflow Q in (cfs)	Peak Outflow Q out (cfs)	Peak Elev. (ft)	Bed Slope Average (Ft/Ft)	Flow Depth Max. Elev.	Flow Depth Top Elev.	Flow Depth Max. Elev.	Flow Depth Bottom Elev.	Elev. Cover Elev.	Top of Berm	Spillway Elev.	Spillway Length
1	3.56	0.67	1.77	0.108	40 LF = 4"	691.50	691.13	8"	692.50	691.88	694.0	8 Ft.
2	4.43	0.80	1.32	0.043	30 LF = 4"	693.50	693.17	17"	694.67	693.50	693.88	50 Ft.
3	8.89	1.50	2.12	0.040	25 LF = 4"	694.75	694.46	18"	695.50	695.00	695.50	8 Ft.
4	2.29	0.8	1.0	0.050	20 LF = 4"	693.75	693.50	12"	694.83	693.88	694.0	10 Ft.
5	7.14	3.04	4.6	0.045	10 LF = 12"	694.50	694.75	12"	695.42	695.00	695.00	10 Ft.

SEDIMENT STORAGE VOLUMES FOR STORM WATER DETENTION BASINS

LOT/BASIN NO.	1	2	3	4	5
MAXIMUM SURFACE ELEVATION OF ACCUMULATED SEDIMENT STORAGE (CLEANOUT ELEVATION)	692.9	694.8	700.0	695.6	697.1
SEDIMENTATION STORAGE VOLUME AT CLEAN-OUT ELEVATION (CU. FT.)	1,443	3,984	3,498	3,790	1,330

This plan is hereby approved.
GREENE TOWNSHIP BOARD OF SUPERVISORS
BY: _____
Attest: _____ Secretary

GRADING AND STORM WATER CONTROL PLAN
of
SCOTLAND 997 BUSINESS PARK
located in
GREENE TOWNSHIP, FRANKLIN COUNTY, PA.
TO BE DEVELOPED BY
CREAMER OIL COMPANY, INC.
P.O. BOX 417, SLOAN ROAD, CHAMBERSBURG, PA. 17201

DENNIS E. BLACK ENGINEERING, INCORPORATED
ENGINEERING—SURVEYING—PLANNING
CHAMBERSBURG, PENNA. 17201

DRN. L. M. ARMSTRONG	DATE 7-26-91	DRAWING No. 2740	SHEET 3 OF 3
CHK. DENNIS E. BLACK	DATE 07-26-91	JOB No. 1583	DRAWING No. 91-63
APP.	SCALE 1"=50'		

THIS DRAWING AND THE INFORMATION SHOWN THEREON ARE THE PROPERTIES OF D. E. BLACK ENG. INC. AND SHALL NOT BE DUPLICATED WITHOUT WRITTEN PERMISSION.

BUSINESS RECORDS CORPORATION

Bud 258 E Page 732 Part III