

**FOR LEASE**

±1,263,438 SF



**DREW COHOLAN**

+1 704 620 6124

[drew.coholan@cushwake.com](mailto:drew.coholan@cushwake.com)

**MATT TREBLE**

+1 704 335 4430

[matt.treble@cushwake.com](mailto:matt.treble@cushwake.com)

**FERMIN DEOCA**

+1 704 335 4436

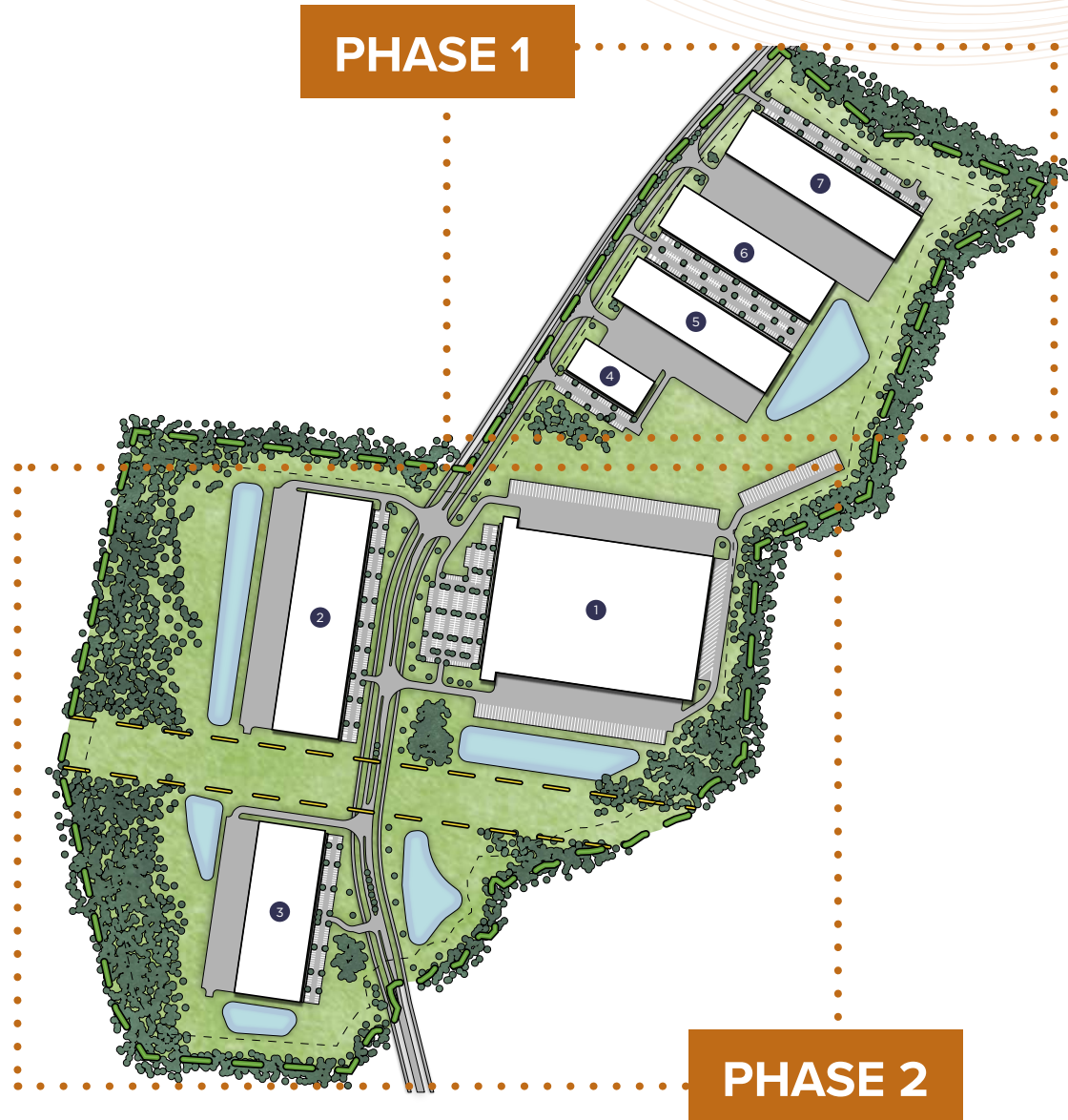
[fermin.deoca@cushwake.com](mailto:fermin.deoca@cushwake.com)



# PARK OVERVIEW

## Key

Building No.	Building Dimensions	Building Square Footage
1	834'x572'	± 479,600 SF
2	936'x262'	± 245,007 SF
3	678'x262'	± 177,031 SF
4	282'x127.5'	± 35,955 SF
5	624'x165'	± 102,960 SF
6	619'x165'	± 102,135 SF
7	690'x175'	± 120,750 SF
Total		± 1,263,438 SF





# BUILDING 4

±35,955 SF

## BUILDING HIGHLIGHTS

- xx Clear Height
- xx Dock-High Doors
- xx Drive-Ins
- xx Speed Bay
- xx Car Parks
- xx Trailer Parks

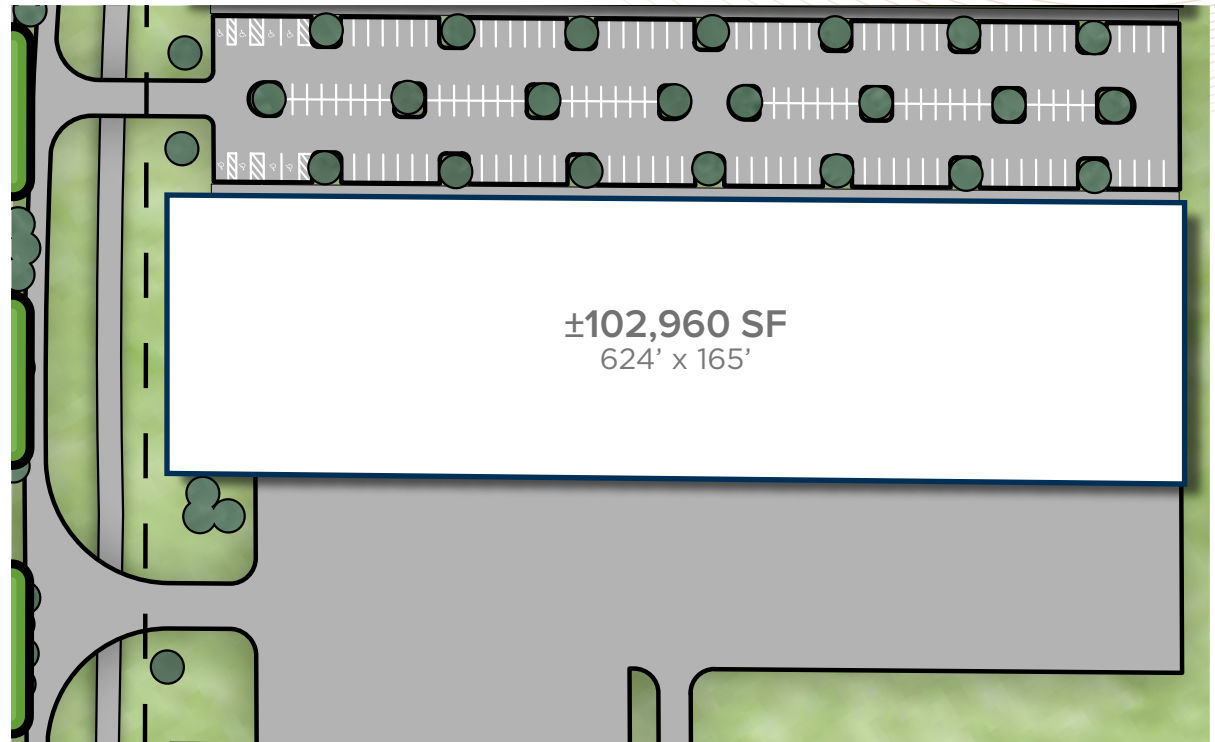


# BUILDING 5

±102,960 SF

## BUILDING HIGHLIGHTS

- xx Clear Height
- xx Dock-High Doors
- xx Drive-Ins
- xx Speed Bay
- xx Car Parks
- xx Trailer Parks

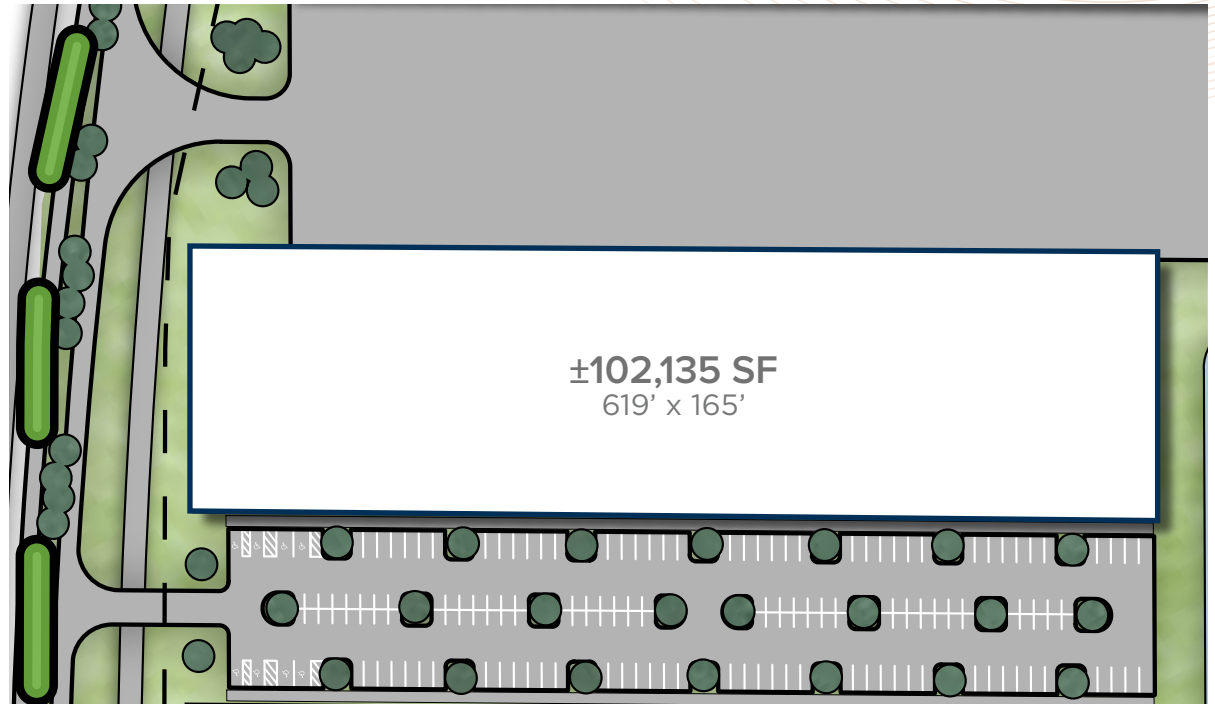


# BUILDING 6

±102,135 SF

## BUILDING HIGHLIGHTS

- xx Clear Height
- xx Dock-High Doors
- xx Drive-Ins
- xx Speed Bay
- xx Car Parks
- xx Trailer Parks



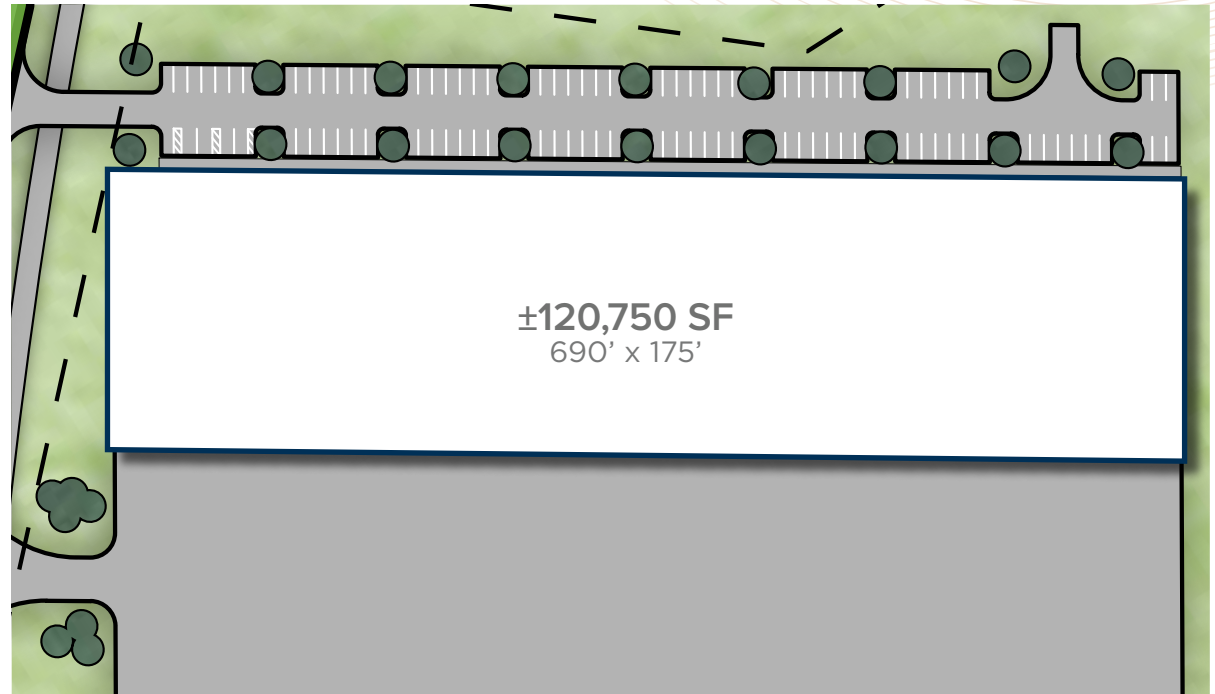


# BUILDING 7

±120,750 SF

## BUILDING HIGHLIGHTS

- xx Clear Height
- xx Dock-High Doors
- xx Drive-Ins
- xx Speed Bay
- xx Car Parks
- xx Trailer Parks





# AERIAL LOCATION MAP





# LOCAL AREA

**Logistics 485** is positioned within minutes of Charlotte Douglas Int'l Airport and has the ease of access to I-485. Locally the area has been booming with development. *The River District* will be a 1,400-acre master-planned community including multifamily, single family homes, retail, and office space.



**ACCESS** 1 Mile  
**TO I-485** 3 Minutes

**CHARLOTTE** 2.5 Miles  
**INT'L AIRPORT** 5 Minutes



**ACCESS** 3 Miles  
**TO I-85** 5 Minutes

**NORFOLK SOUTHERN** 3 Miles  
**INTERMODAL** 5 Minutes



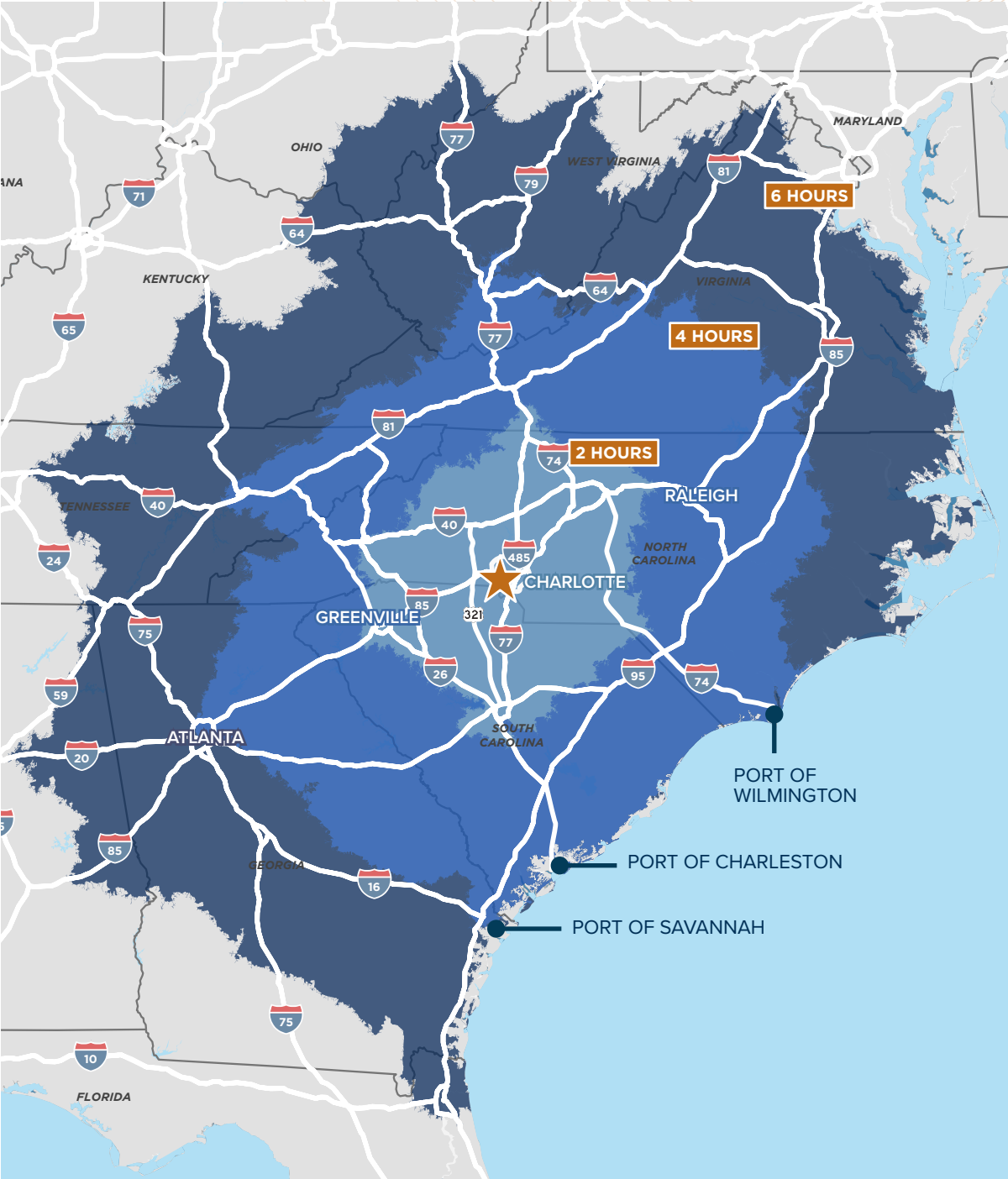
# THE RIVER DISTRICT

*The River District will be a 1,400-acre master-planned community unlike anywhere else in Charlotte. With a unique location, The River District combines the beauty of the Catawba River with convenient proximity to vibrant Uptown Charlotte. A diverse community with a full spectrum of residential and commercial offerings, this is where trails, river ways and innovative thinking converge, making life at The River District truly boundless.*



# STRATEGICALLY LOCATED

<b>PORT OF WILMINGTON</b>	<b>DISTANCE:</b> 212 Miles <b>TIME:</b> 3.5 Hours
<b>PORT OF CHARLESTON</b>	<b>DISTANCE:</b> 208 Miles <b>TIME:</b> 3.25 Hours
<b>PORT OF SAVANNAH</b>	<b>DISTANCE:</b> 252 Miles <b>TIME:</b> 3.75 Hours





## CONTACT

### DREW COHOLAN

+1 704 620 6124

[drew.coholan@cushwake.com](mailto:drew.coholan@cushwake.com)

### MATT TREBLE

+1 704 335 4430

[matt.treble@cushwake.com](mailto:matt.treble@cushwake.com)

### FERMIN DEOCA

+1 704 335 4436

[fermin.deoca@cushwake.com](mailto:fermin.deoca@cushwake.com)



©2025 Cushman & Wakefield. All rights reserved. The information contained in this communication is strictly confidential. This information has been obtained from sources believed to be reliable but has not been verified. NO WARRANTY OR REPRESENTATION, EXPRESS OR IMPLIED, IS MADE AS TO THE CONDITION OF THE PROPERTY (OR PROPERTIES) REFERENCED HEREIN OR AS TO THE ACCURACY OR COMPLETENESS OF THE INFORMATION CONTAINED HEREIN, AND SAME IS SUBMITTED SUBJECT TO ERRORS, OMISSIONS, CHANGE OF PRICE, RENTAL OR OTHER CONDITIONS, WITHDRAWAL WITHOUT NOTICE, AND TO ANY SPECIAL LISTING CONDITIONS IMPOSED BY THE PROPERTY OWNER(S). ANY PROJECTIONS, OPINIONS OR ESTIMATES ARE SUBJECT TO UNCERTAINTY AND DO NOT SIGNIFY CURRENT OR FUTURE PROPERTY PERFORMANCE.

**495**  
**Logistics**  
@ The River District

