



THE NEW FACE OF MODERN INDUSTRIAL

LEASING BY
**CUSHMAN &
WAKEFIELD**



**FOUR STATE-OF-THE-ART
INDUSTRIAL BUILDINGS
TOTALING OVER 650,000 SF**



SOUTHLAKEINDUSTRIAL.COM

OWNED & MANAGED BY


PANATTONI

CORPORATE WOODS PKWY



NOW LEASING
CLASS A INDUSTRIAL
UNITS STARTING AT
40,000 SF



PRIME SITE
IN LAKE COUNTY



±65-ACRE
DEVELOPMENT



658,739 SF
AVAILABLE



32'
CLEAR HEIGHT



HIGH-IMAGE
INDUSTRIAL BUILDINGS

BUILDING A 600 DARLING DRIVE

188,599 SF
BUILDING SIZE

188,599 SF
AVAILABLE (DIVISIBLE)

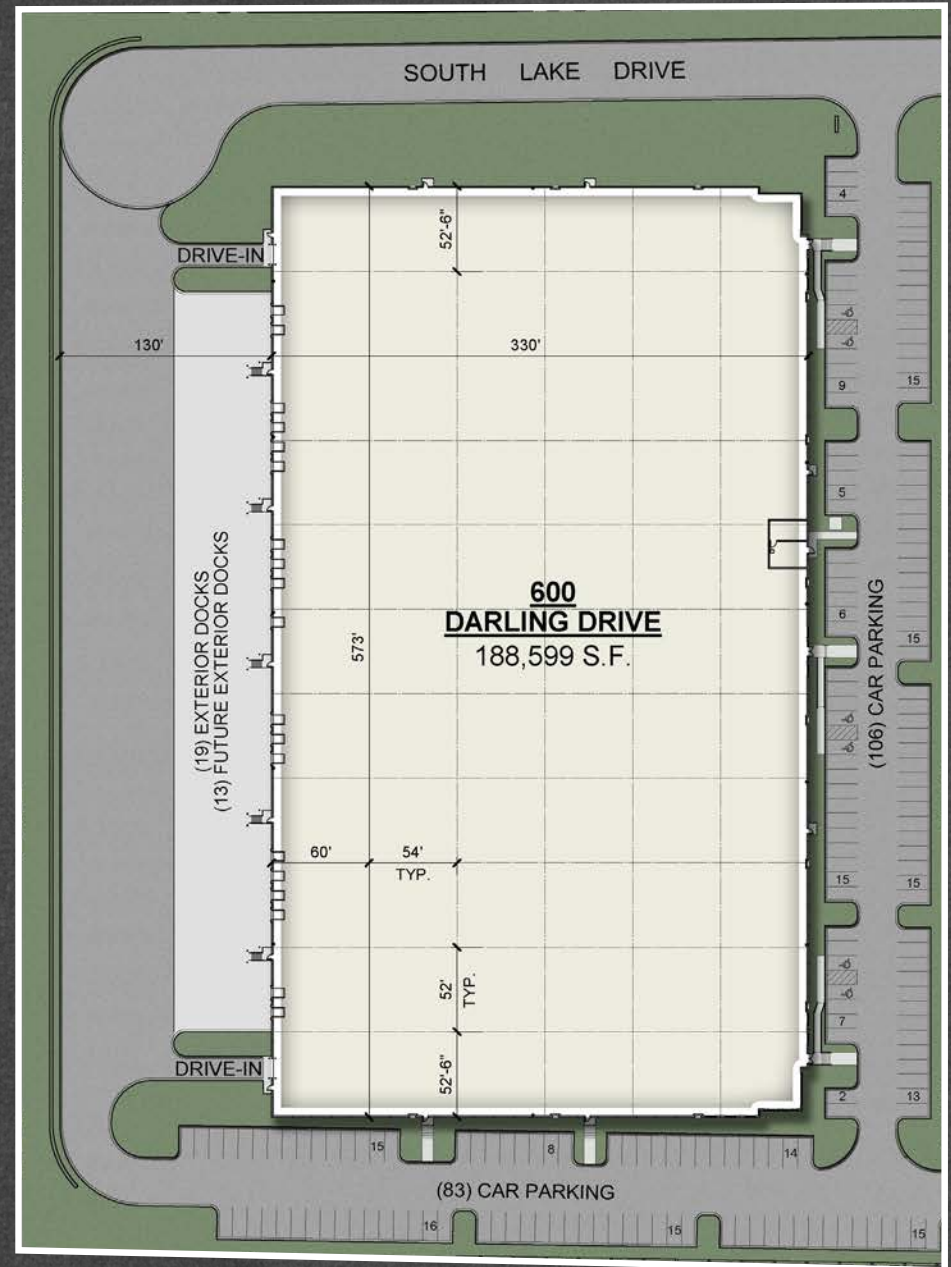
±10.08 ACRES
SITE SIZE

32' CLEAR
CEILING HEIGHT

189 SPACES
CAR PARKING

19
EXTERIOR LOADING DOCKS
(EXPANDABLE TO 32)

2
DRIVE-IN DOORS



BUILDING B
620 DARLING DRIVE

191,893 SF
BUILDING SIZE

191,893 SF
AVAILABLE (DIVISIBLE)

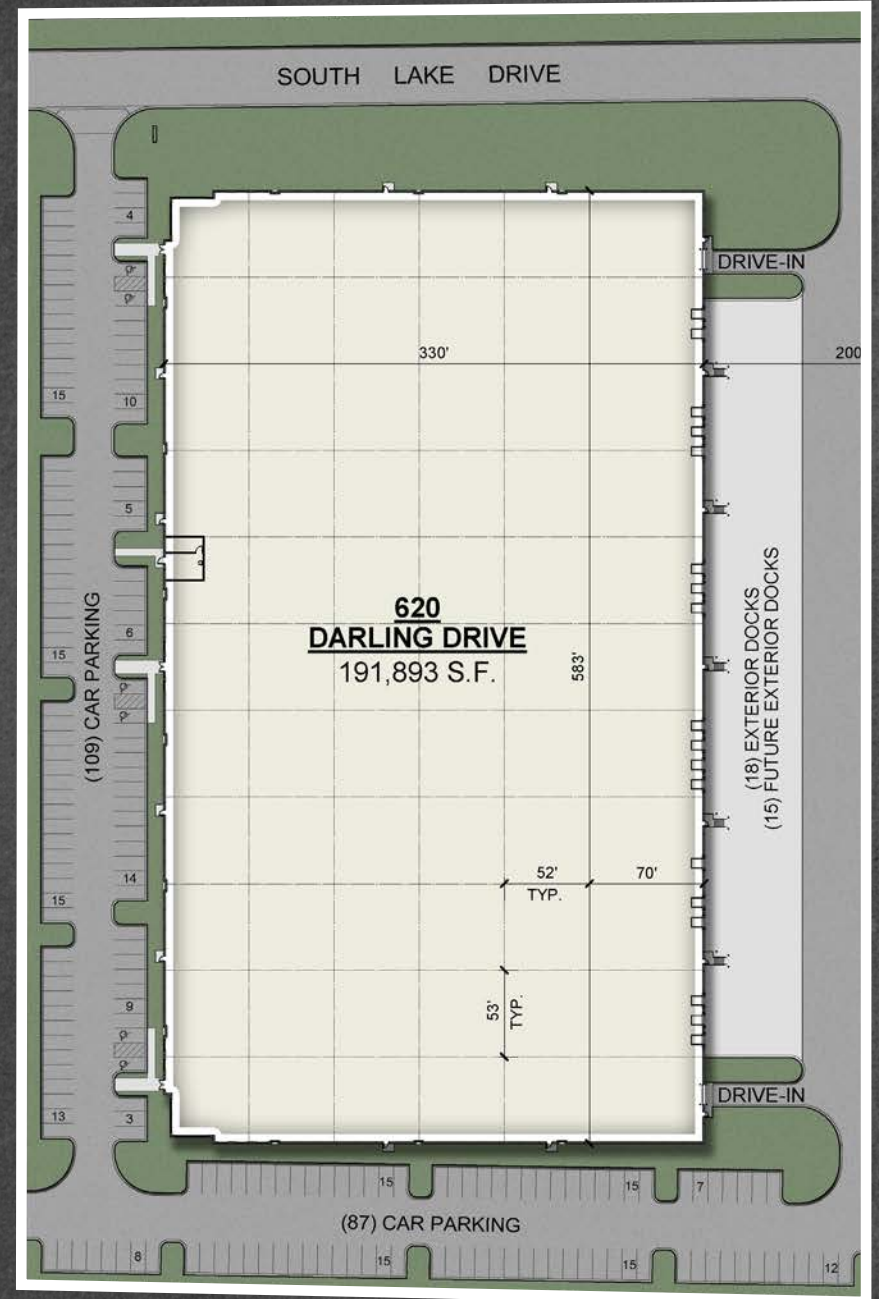
±9.29 ACRES
SITE SIZE

32' CLEAR
CEILING HEIGHT

196 SPACES
CAR PARKING

18
EXTERIOR LOADING DOCKS
(EXPANDABLE TO 33)

2
DRIVE-IN DOORS



BUILDING C 640 DARLING DRIVE

168,394 SF
BUILDING SIZE

113,049 SF
AVAILABLE (DIVISIBLE)

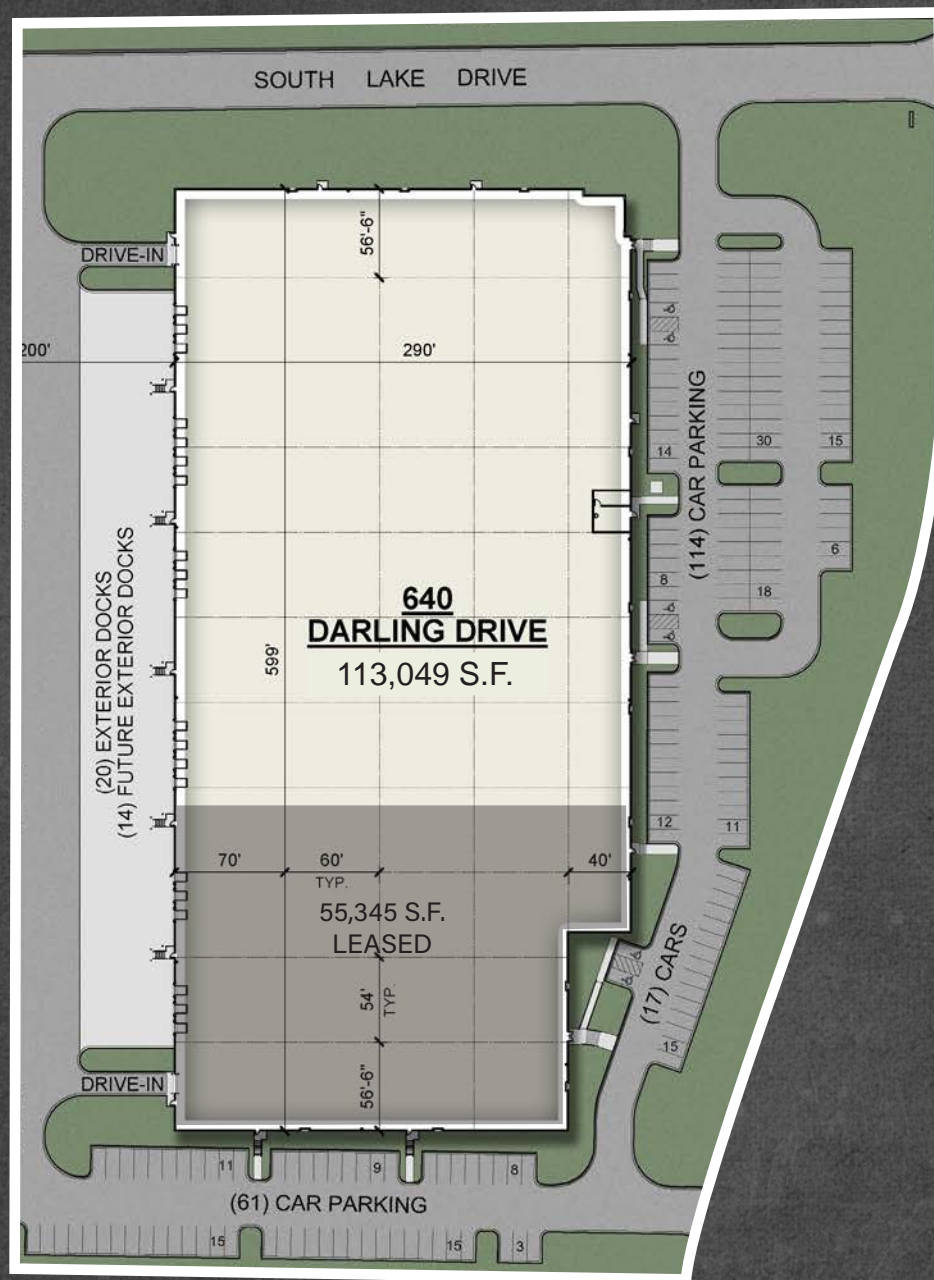
±9.83 ACRES
SITE SIZE

32' CLEAR
CEILING HEIGHT

142 SPACES
CAR PARKING

15
EXTERIOR LOADING DOCKS
(EXPANDABLE)

1
DRIVE-IN DOOR



3.5 MILES
TO FOUR-WAY
INTERCHANGE ACCESS

94

**SOUTH LAKE
INDUSTRIAL CENTER**

VERNON HILLS, IL



21

Milwaukee Ave

45

**PRIME
LOCATION**



Access to two 4-way interchanges off I-94 via Half Day Road (Route 22) & Townline Road (Route 60)



Ideally located in southern Lake County with direct access to Milwaukee Ave. (Rt. 21) frontage



Surrounded by local amenities and situated within Vernon Hills' world-class Corporate Woods Business Park

EXCEPTIONAL ACCESS



DRIVE-TIME STATS



8 MINUTES (3.5 MILES)

4-WAY INTERCHANGE

16 MINUTES (9 MILES)

IL-ROUTE 53

22 MINUTES (23 MILES)

WISCONSIN STATE LINE

25 MINUTES (21 MILES)

O'HARE INTERNATIONAL AIRPORT

50 MINUTES (35 MILES)

DOWNTOWN CHICAGO

SOUTH LAKE COUNTY DEMOGRAPHICS



202,508

POPULATION

81%

WHITE-COLLAR WORKERS

170,643

WORKFORCE

8%

BLUE-COLLAR WORKERS

69.1%

COLLEGE DEGREES

9,730

BUSINESSES

\$127,168

MEDIAN HOUSEHOLD
INCOME

3.3%

UNEMPLOYMENT RATE

EMBRACE THE POWER OF MODERN INDUSTRIAL

[SOUTHLAKEINDUSTRIAL.COM](https://southlakeindustrial.com)

FOR MORE INFORMATION & LEASING:

BRETT KRONER

Executive Managing Director

+1 847 720 1367

brett.kroner@cushwake.com

KEITH PURITZ

Executive Managing Director

+1 847 720 1366

keith.puritz@cushwake.com

ERIC FISCHER

Executive Director

+1 847 720 1369

eric.fischer@cushwake.com

STEVE STONE

Managing Director

+1 847 720 1364

steve.stone@cushwake.com

MARC SAMUELS

Director

+1 847 720 1368

marc.samuels@cushwake.com



OWNED & MANAGED BY



PANATTONI®

©2022 Cushman & Wakefield. All rights reserved. The information contained in this communication is strictly confidential. This information has been obtained from sources believed to be reliable but has not been verified. NO WARRANTY OR REPRESENTATION, EXPRESS OR IMPLIED, IS MADE AS TO THE CONDITION OF THE PROPERTY (OR PROPERTIES) REFERENCED HEREIN OR AS TO THE ACCURACY OR COMPLETENESS OF THE INFORMATION CONTAINED HEREIN, AND SAME IS SUBMITTED SUBJECT TO ERRORS, OMISSIONS, CHANGE OF PRICE, RENTAL OR OTHER CONDITIONS, WITHDRAWAL WITHOUT NOTICE, AND TO ANY SPECIAL LISTING CONDITIONS IMPOSED BY THE PROPERTY OWNER(S). ANY PROJECTIONS, OPINIONS OR ESTIMATES ARE SUBJECT TO UNCERTAINTY AND DO NOT SIGNIFY CURRENT OR FUTURE PROPERTY PERFORMANCE.