



S. I-85 SERVICE RD Charlotte, NC 28214

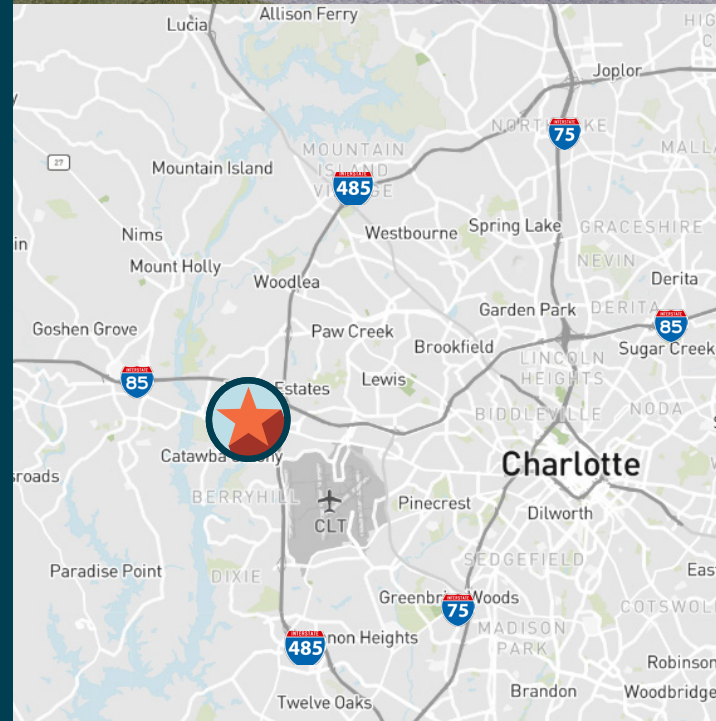
Two Industrial Warehouses Delivering Q4 2024

Up to ±335,000 SF

Located in the Airport Submarket

I-85 & I-485 frontage

State-of-the-art facilities



Spencer Yorke
Sr. Managing Director
+1 704 927 3004
spencer.yorke@jll.com

Natalie Ceva
Vice President
+1 704 804 5757
natalie.ceva@jll.com

Brad Cherry, CCIM, SIOR
Executive Managing Director
+1 704 927 3013
brad.cherry@jll.com



Property specifications



6615 S. I-85 Service Rd.

Building 100

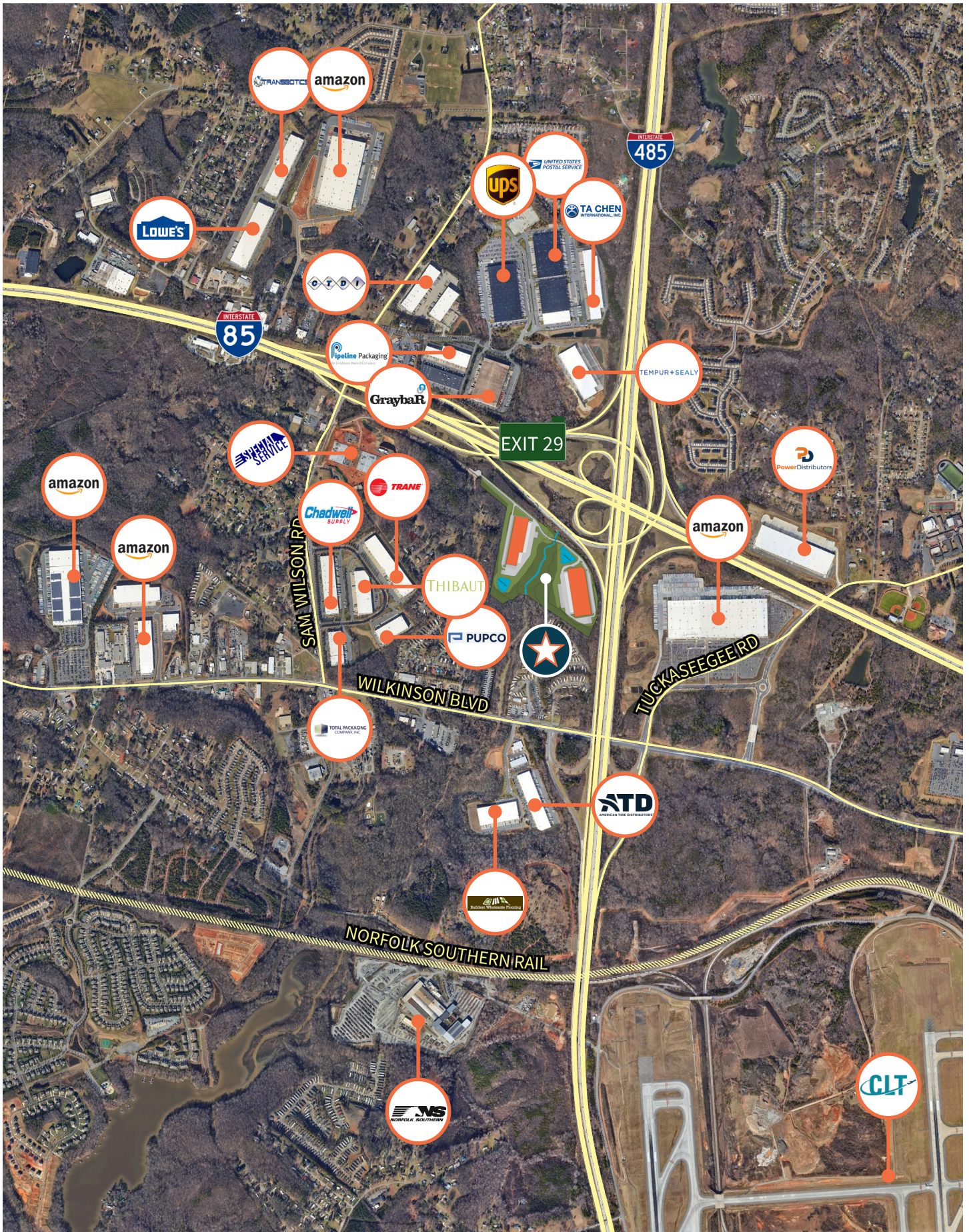
Building size	±145,116 SF
Available SF	±23,000 - 145,116 SF
Office SF	To suit
Clear Height	32'
Loading	40 Dock High 2 Drive in
Sprinkler System	ESFR
Auto Parking	174 spaces
Trailer Parking	23 spaces
Truck Court Depth	130'

6601 S. I-85 Service Rd.

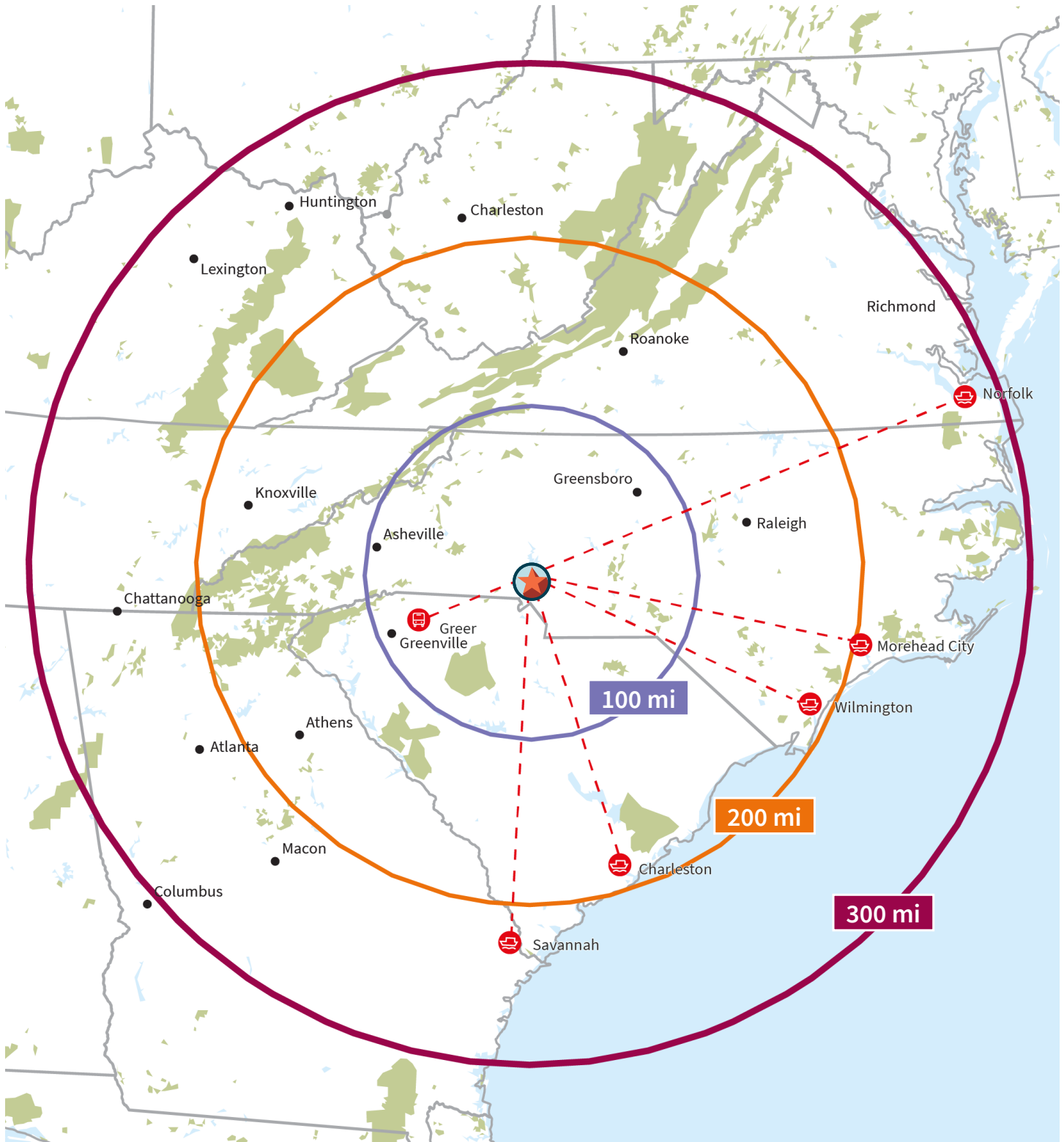
Building 200

Building size	±189,741 SF
Available SF	±70,000 - 189,741 SF
Office SF	To suit
Clear Height	32'
Loading	40 Dock High 2 Drive in
Sprinkler System	ESFR
Auto Parking	154 spaces
Trailer Parking	38 spaces
Truck Court Depth	185'

Surrounding Area



Major SouthEast Access



JLL Charlotte
650 S Tryon St
Suite 600
Charlotte, NC 28202

Spencer Yorke
Sr. Managing Director
+1 704 927 3004
spencer.yorke@jll.com

Natalie Ceva
Vice President
+1 704 804 5757
natalie.ceva@jll.com

Brad Cherry, CCIM, SIOR
Executive Managing Director
+1 704 927 3013
brad.cherry@jll.com

