



For Sublease


28,000 SF | Class A Office Space

30 Corporate Drive
Burlington, MA

28,000 SF of Office Space Available for Sublease

Prime location meets modern office space at 30 Corporate Drive in Burlington, MA. This plug & play sublease spans across two interconnected floors via an internal stairwell, offering a versatile and collaborative environment. The space features a spacious open floor plan, with multiple private offices, conference rooms and two kitchen areas.

On-site amenities include an onsite eatery, coffee bar & lounge, flexible conference space and an outdoor patio. Offers convenient highway access to Route 128.



Sublease Details

Size

27,890 SF

Date Available

Immediately

Term

Through December 2025

Parking

3.0/1,000 SF

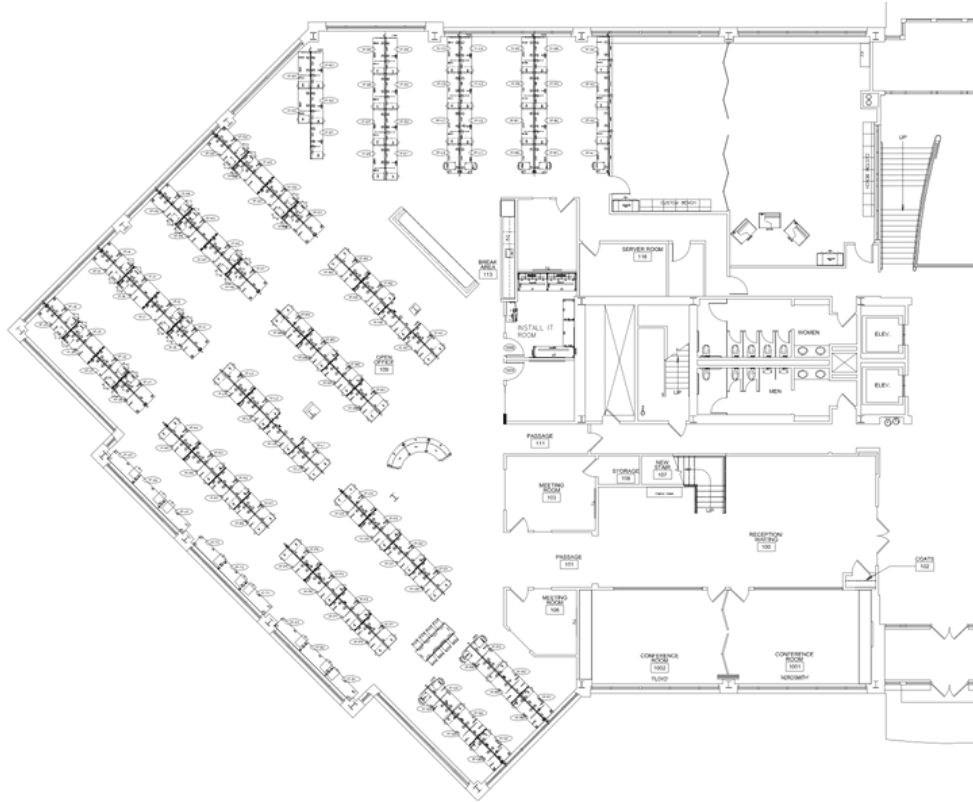
Rent

Negotiable

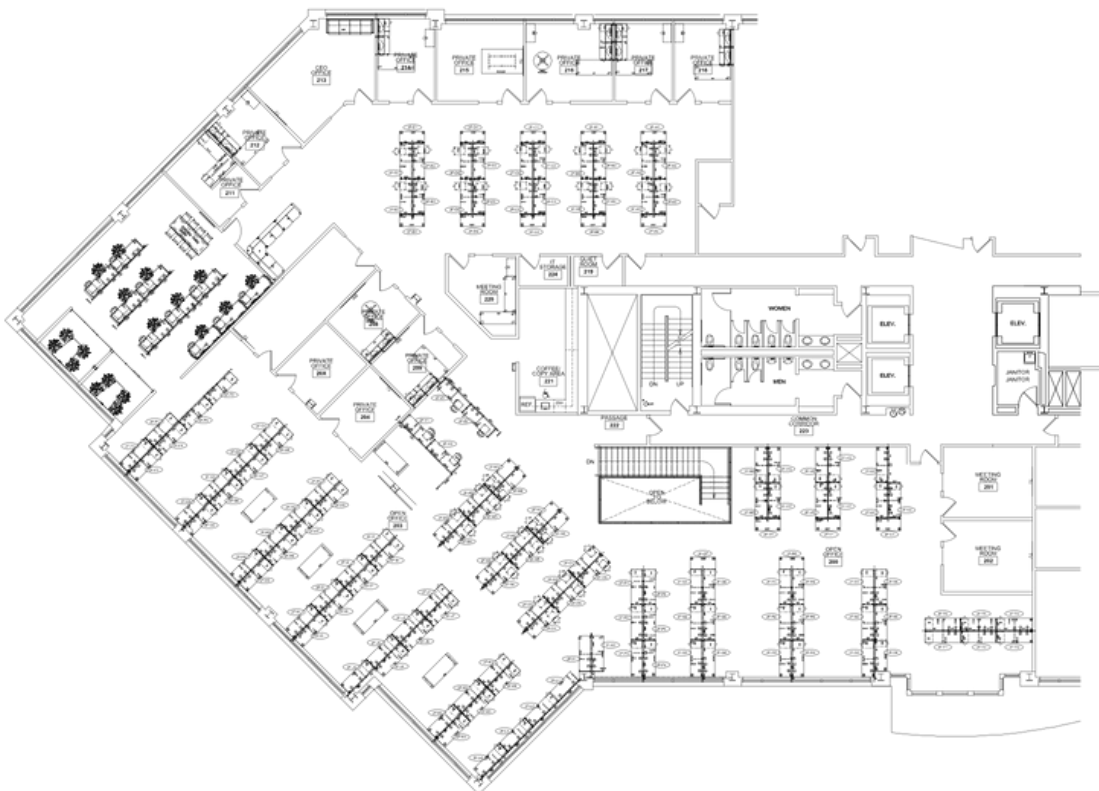
Features

**Plug & Play
Internal Staircase**

1st Floor: 13,935 SF



2nd Floor: 13,955 SF





Dan Cavanaugh
Managing Director
Dan.Cavanaugh@jll.com
[+1 617 694 9010](tel:+16176949010)

Hannah Kiernan
Associate
Hannah.Kiernan@jll.com
[+1 978 473 3885](tel:+19784733885)