

FOR LEASE: 900-18,272 SQUARE FEET  
1000 POST & PADDOCK, GRAND PRAIRIE, TX 75050

INDUSTRIAL REAL ESTATE BROKERAGE

WWW.MERCER-COMPANY.COM



FOR LEASE: 900-18,272 SQUARE FEET  
1000 POST & PADDOCK, GRAND PRAIRIE, TX 75050

INDUSTRIAL REAL ESTATE BROKERAGE

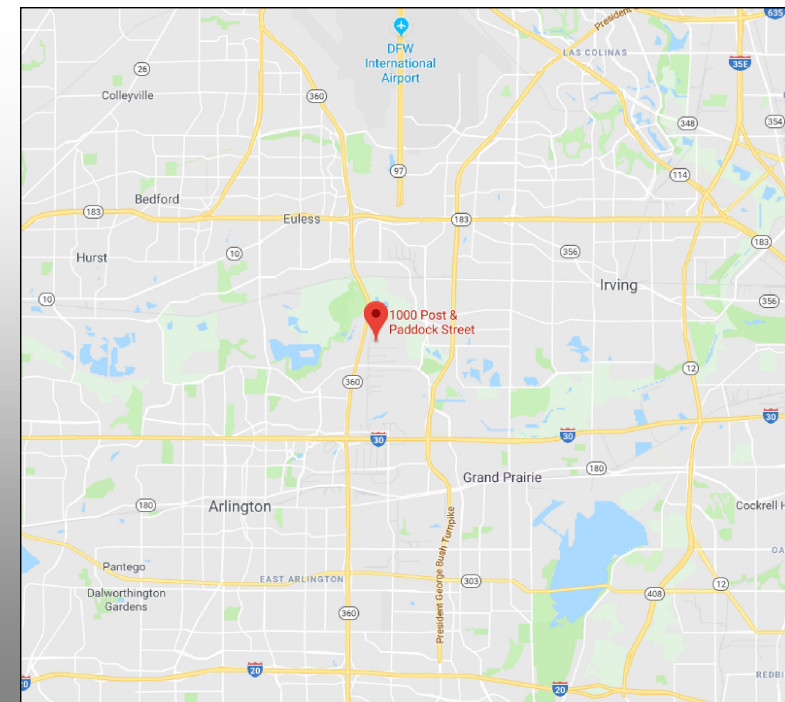
WWW.MERCER-COMPANY.COM



## DETAILS

### AVAILABLE FOR LEASE

- ◆ WAREHOUSE SPACES AVAILABLE
- ◆ CLEAR HEIGHT: 16'
- ◆ GRADE LEVEL LOADING
- ◆ SPRINKLERED
- ◆ SHARED PARKING
- ◆ GREAT FREEWAY ACCESS
- ◆ YEAR BUILT: 1986



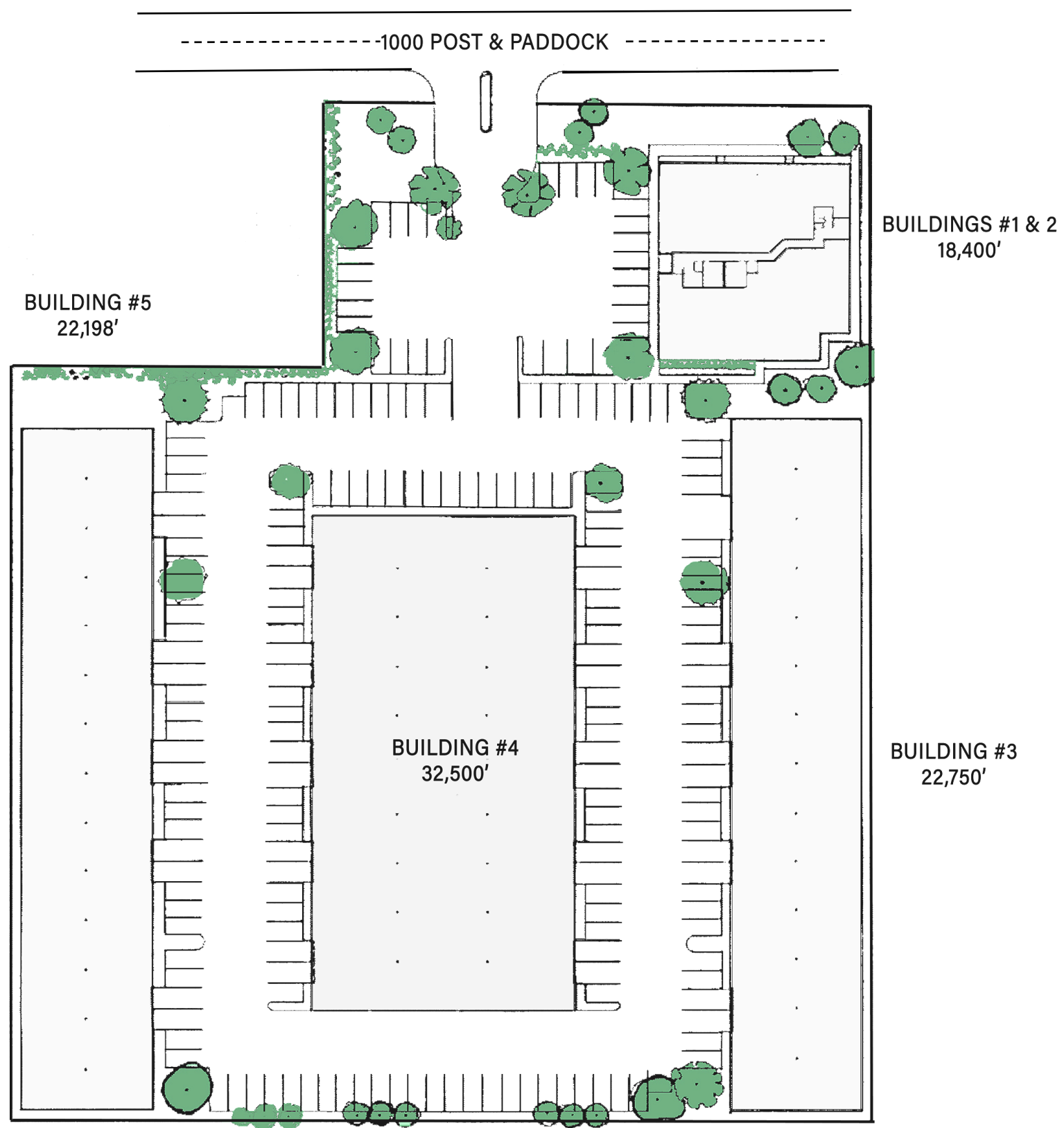

CORBY HODGKISS

CELL 469.360.3918

CHODGKISS@MERCER-COMPANY.COM



FOR LEASE: 900-11,397 SF OFFICE & 1,625-6,875 SF FLEX  
1000 POST & PADDOCK, GRAND PRAIRIE, TX 75050



**CURRENT AVAILABILITY:**

**Suites 101, 102, & 103 - \$9.00/sf Full Service**

- Total SF: 1,092 - 4641
- 100% Office

**Suites 200, 203, & 204 - \$9.00/sf Full Service**

- Total SF: 900 - 6,736
- 100% Office

**Suites 306 - \$8.50/sf Gross**

- Total SF: 1,625
- Clear Height: 16'
- Loading: 1-GL Door

**Suites 408 - \$8.00/sf Gross**

- Total SF: 2,000
- Office SF: 410
- Clear height: 16'
- Grade Level Door: 1
- Private Office: 2
- Private Restroom
- Private Break Room

**Suites 509 - \$8.00/sf Gross**

- Total SF: 3,250
- 3 Private Offices
- Reception
- Clear Height: 16'
- Loading: 1-GL Door

The information contained herein has been given to us by the owner of the property or other sources we deem reliable. We have no reason to doubt its accuracy, but we do not guarantee it. All information should be verified before purchase or lease.