

Specifications

±2,500 SF Available Space
 Open Canvas – Built to Suit
 Onsite Parking Available
 PROPERTY FEATURES

Retail Store, Restaurant, Office,
 Event Space, Coffee Shop,
 Nail Salon, Spa, Barber Shop,
 Childcare, Contractor Shop
 IDEAL USE

Please Call
 LEASE RATE

0.3 Miles to I-280
 1.9 Miles to Newark Penn Station
 3.5 Miles to US Hwy 1 & 9
 5.8 Miles to Newark Airport
 ACCESSIBILITY

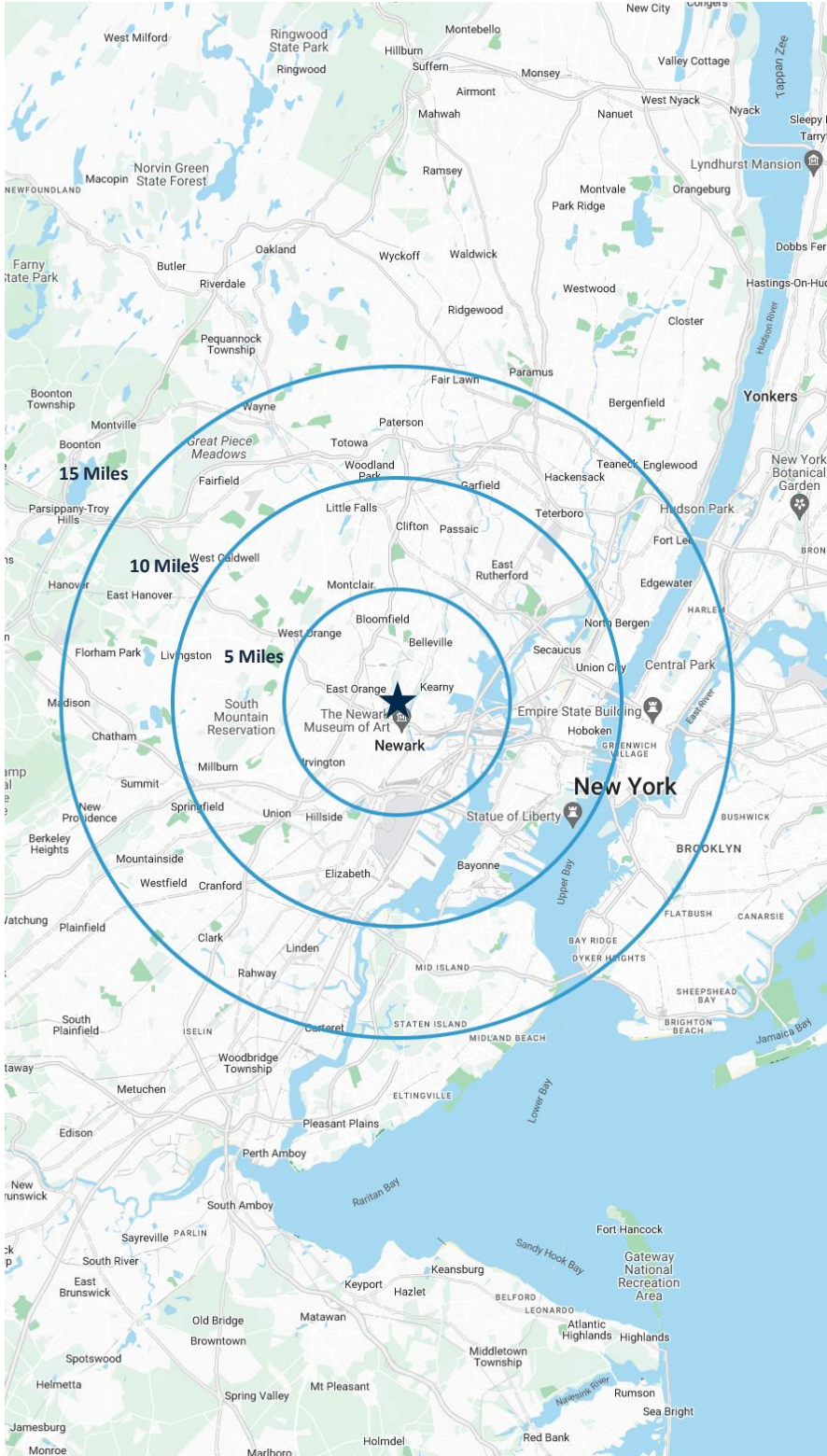
For additional property information or to arrange an inspection,
 please contact the exclusive broker:

Juan Disla
 Director
 973.379.6644 x 226
 JD@blauberg.com



For additional property information or to arrange an inspection,
please contact the exclusive broker:

Juan Disla
Director
973.379.6644 x 226
JD@blauberg.com



5 MILES

- Total Population: 780,217
- Households: 295,080
- Median Household Income: \$76,400
- Average Household Size: 2.6
- Transportation to Work: 397,206
- Labor Force: 624,559

10 MILES

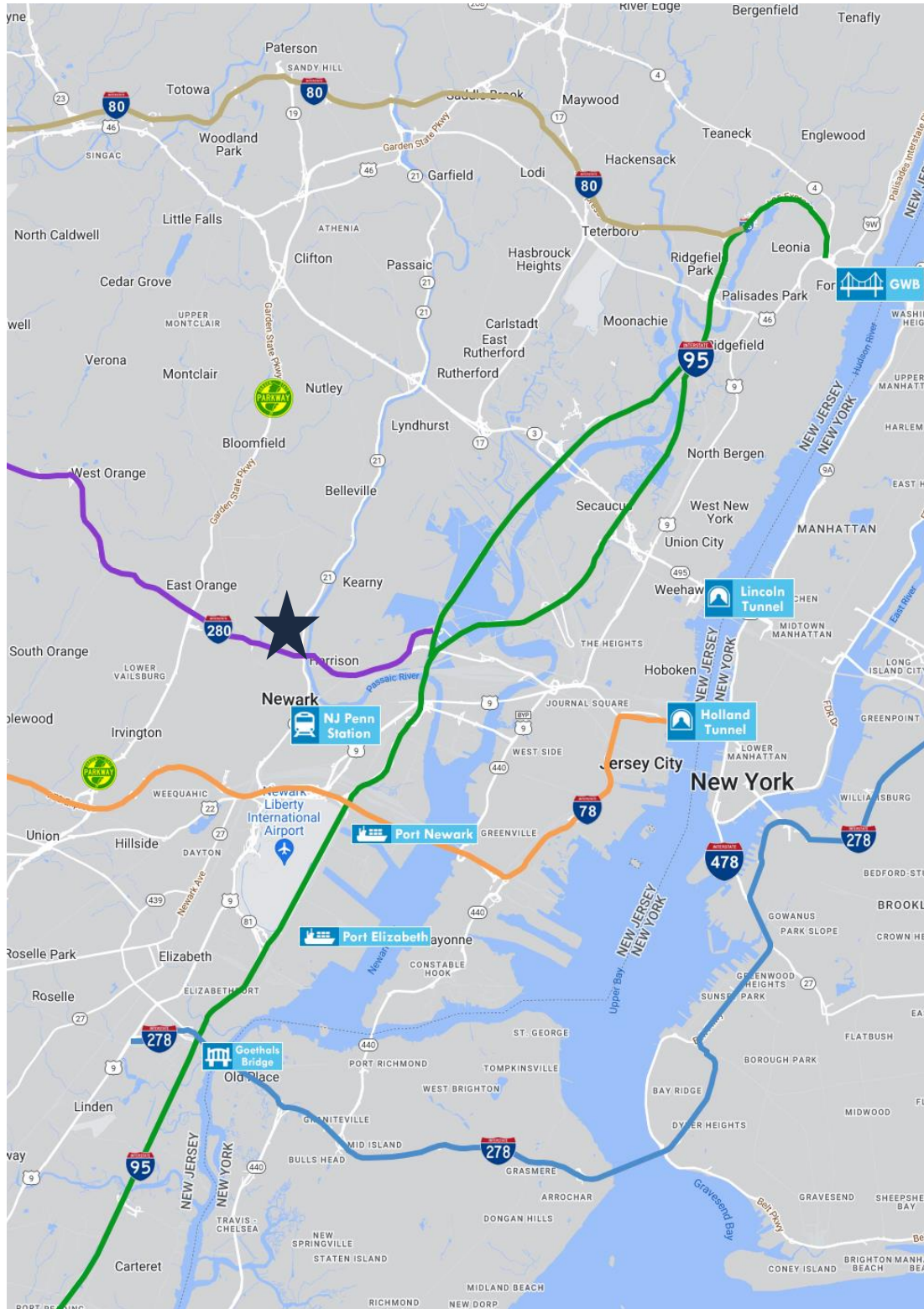
- Total Population: 2.77M
- Households: 1.11M
- Median Household Income: \$109,093
- Average Household Size: 2.4
- Transportation to Work: 1.51M
- Labor Force: 2.27M

15 MILES









- Total Population: 7.92M
- Households: 3.22M
- Median Household Income: \$106,051
- Average Household Size: 2.4
- Transportation to Work: 4.23M
- Labor Force: 6.52M

For additional property information or to arrange an inspection,
please contact the exclusive broker:

Juan Disla
Director
973.379.6644 x 226
JD@blauberg.com



ACCESSIBILITY

-  0.3 MI
I-280
-  1.9 MI
Penn Station
-  3.1 MI
GSP Exit 145
-  3.5 MI
US Hwy 1 & 9
-  5.8 MI
Newark Airport
-  6.4 MI
I-95 Exit 15W
-  6.8 MI
Ports Newark and Elizabeth
-  7.4 MI
I-78 Exit 52
-  8.8 MI
Holland Tunnel
-  10.6 MI
Lincoln Tunnel

For additional property information or to arrange an inspection,
please contact the exclusive broker:

Juan Disla
Director
973.379.6644 x 226
JD@blauberg.com