



POTENTIAL QSR
OUTPARCEL

Boone Trail Center

VALUE-ADD NEIGHBORHOOD SHOPPING CENTER – RARE OPPORTUNITY TO
ACQUIRE LEGACY ASSET WITH IMMEDIATE UPSIDE POTENTIAL

FAYETTEVILLE, NC



CP PARTNERS
COMMERCIAL REAL ESTATE

In Association with ParaSell, Inc. | A Licensed North Carolina Broker #C32060



Listing Team

JOE CACCAMO
 jcaccamo@cppcre.com
 PH: 415.274.7394
 CA DRE# 01191110

LEA KUEHNHACKL
 lea@cppcre.com
 PH: 707.484.2284
 CA DRE #01435080

SCOTT REID
PARASELL, INC.
 scott@parasellinc.com
 PH: 949.942.6585
 NC LIC #316079

In Association with ParaSell, Inc.
 PH: 949.942.6585
 A Licensed North Carolina Broker
 #C32060

Copyright ©2026 CP Partners Commercial Real Estate, Inc.
 California DRE LIC# 01499268

Disclaimer

This document and the information herein (the "Offering Memorandum") have been prepared by CP Partners, CP Partners Commercial Real Estate, Inc., and ParaSell, Inc. (collectively "CPP") to provide summary, unverified information to prospective purchasers and their representatives (the "Recipients") strictly for purposes of evaluating the subject property's initial suitability for purchase. This information has been obtained from sources believed to be reliable, however, CPP makes no warranty, representation, or guarantee whatsoever regarding the accuracy or completeness of the information provided. As examples, but not limited to the following, references to square footage or age may be approximate, references to terms and conditions of any lease agreement(s) may be paraphrased or inaccurate, and photographs and renderings may be enhanced and not fully representative of the subject property in its actual current condition. Any financial projections or analyses are provided strictly for evaluation purposes, could be in error, and are based on assumptions, factors, and conditions that may or may not exist now or in the future. All Recipients must take appropriate measures to understand the subject property independently from this Offering Memorandum and simultaneously recognize that there is an inherent level of risk and unpredictability that comes with owning assets such as the subject property. CPP does not intend for Recipients to make any decision to purchase based on the information contained herein and along with its employees, agents, officers, and owners explicitly disclaim any responsibility for inaccuracies or differences of opinion. CPP strongly encourages all Recipients to seek advice from real estate, tax, financial, and legal advisors before making any offers, entering a binding contract, or consummating a transaction of any kind. By accepting this Offering Memorandum you agree to release CPP and hold it harmless from any kind of claim, cost, expense, or liability arising out of your investigation, purchase, and ownership of the subject property.

Boone Trail Center

3035-3039, 3041 & 3057 Boone Trail, Fayetteville, NC 28304 [↗](#)

\$9,161,000 **7.18%** **8.28%**

PRICE

CAP RATE

PROFORMA CAP RATE

NOI	\$657,584
PROFORMA NOI	\$758,817
PRICE/SF	\$135.83
OCCUPANCY	87.66%
# OF TENANTS	23
BUILDING SIZE	67,445 SF
LAND AREA	11.06 AC (3 Parcels)



Priced well below replacement cost (\$136 psf) – Developed and managed by the same family (seller) for over 30 years

Boone Trail Center is positioned along the busy Boone Trail & Owen Drive retail corridor. This well-located property benefits from **excellent traffic counts** (55,381 VPD combined), **convenient ingress and egress**, and proximity to established residential neighborhoods and national retailers. The center is supported by the **powerful economic influence of Fort Bragg** (~10 miles from subject property) – one of the largest military installations in the world. Fort Bragg drives billions in annual economic activity and supports a dense population of 265,104.

Daily Needs Value Add Center – Ideally Located

- Below market rents – priced well below replacement value (\$136 psf)
- Staggered rents range from \$6-\$26 psf
- Possible development opportunities for new QSR and strip center outparcels
- 3 separate parcels on over 11 acres
- Located on Boone Trail and Owen Drive (55,381 VPD combined) in the heart of Fayetteville

Economic Strength & Military Presence

- Fort Bragg is the largest U.S. military base in the world and a mission critical hub for national defense operations
- Base-supported population of 265,104 has a massive economic impact on the Fayetteville region totaling \$8.8 billion dollars annually, as well as a \$66 billion annual impact at the state level
- Longtime home to the 82nd Airborne Division and XVIII Airborne Corps, Fort Bragg also hosts U.S. Army Special Operations Command and major training programs
- Fayetteville has a new 1000-job Amazon fulfillment center which opened in the summer of 2024, and a recently announced \$867 million dollar aerospace manufacturing plant

Recession Proof Demographic Area

- A population of approximately 314,839 residents within a 10-mile radius provides a substantial and reliable consumer base
- Continued investment and growth around Fort Bragg support long-term retail expansion and demand
- The military community boasts significant discretionary income due to military benefits for healthcare and housing
- Higher education institutions—including Fayetteville Technical Community College, Methodist University, and Fayetteville State University (over 18,000 students)
- Cumberland County Schools serves nearly 49,000 students across 89 schools, supporting strong family-driven retail demand



Value-add potential
via outparcel



		CURRENT	PROFORMA
Price		\$9,161,000	\$9,161,000
Capitalization Rate		7.18%	8.28%
Price Per Square Foot		\$135.83	\$135.83
Down Payment	35%	\$3,206,350	\$3,206,350
Loan Amount	65%	\$5,954,650	\$5,954,650
Total Leased (SF):	87.66%	59,124	67,445
Total Vacant (SF):	12.34%	8,321	0
Total Rentable Area (SF):	100.00%	67,445	67,445
Income	\$/SF		
Scheduled Rent	\$15.31	\$905,055	\$905,055
Vacant Space Market Rent	\$2.74	\$0	\$162,166
Scheduled Recoveries*	\$0.92	\$54,137	\$54,137
Effective Gross Income		\$959,192	\$1,121,358
Vacancy Factor (5% of EGI)			(\$56,068)
Adjusted Gross Income		\$959,192	\$1,065,290
Expenses (2025 P&L)*	\$/SF		
CAM	(\$2.58)	(173,743.62)	(173,743.62)
Property Taxes	(\$1.25)	(84,293.26)	(84,293.26)
Insurance	(\$0.22)	(14,796.00)	(14,796.00)
Management Fee (3%)	(\$0.43)	(28,775.77)	(33,640.74)
Total Operating Expenses	(\$4.47)	(301,608.65)	(306,473.62)
Net Operating Income		\$657,584	\$758,817

* Expenses/recoveries are based on 2025 P&L and projected 2026 budget

PROPOSED FINANCING/CASH FLOW

	PROPOSED	PROFORMA
Proposed Loan Amount	\$5,954,650	\$5,954,650
Loan To Value	65%	65%
Interest Rate	6.25%	6.25%
Amortization (Years)	30	30
Term (Years)	5	5
Net Operating Income	\$657,584	\$758,817
Debt Service	(\$439,966)	(\$439,966)
Pre-Tax Cash Flow	\$217,618	\$318,851
Debt Coverage Ratio	1.49	1.72
Cash-on-cash Return	6.79%	9.94%
Principal Pay down (Year 1)	\$69,776	\$69,776
Total Return	\$287,394	\$388,627
Yield	8.96%	12.12%

Note: Proposed loan terms may fluctuate with market conditions and are for evaluation purposes only. CP Partners is not a lender or mortgage broker.

Tenant Info				Lease Terms		Rent Summary		
BLDG/SUITE	TENANT NAME	SQ. FT.	% OF GLA	TERM		MONTHLY RENT	ANNUAL RENT	RENT/FT
3035-A	Finn's Physical Therapy	3,420	5.07%	02/01/25	06/30/27	\$4,100.00	\$49,200.00	\$14.39
				07/01/27	06/30/29	\$4,264.00	\$51,168.00	\$14.96
				07/01/29	06/30/30	\$4,435.00	\$53,220.00	\$15.56
				<i>Option</i>	07/01/30	06/30/35	<i>Rent Increases 4%</i>	
3035-B	Sacks 2.0 Consignment	2,711	4.02%	07/01/21	06/30/24	\$2,700.00	\$32,400.00	\$11.95
<i>Month to month</i>								
3035-C	Naturally Unleashed	6,125	9.08%	08/01/09	12/31/26	\$6,839.58	\$82,074.96	\$13.40
				01/01/27	12/31/29	\$7,044.77	\$84,537.24	\$13.80
3035-E	The Leading Edge	2,080	3.08%	10/01/11	09/30/14	\$1,100.00	\$13,200.00	\$6.35
<i>Month to month</i>								
3035-G&O	The Dream Center Inc.	3,522	5.22%	01/01/07	02/28/22	\$3,200.00	\$38,400.00	\$10.90
<i>Month to month</i>								
3035-H&P	Kids Peace	2,843	4.22%	07/01/17	06/30/26	\$3,294.00	\$39,528.00	\$13.90
3035-I Ste 1	Cape Fear Insurance	793	1.18%	02/01/22	01/31/27	\$1,200.00	\$14,400.00	\$18.16
3035-I Ste 2	Sunny Days Child Development	675	1.00%	08/01/23	07/31/26	\$1,300.00	\$15,600.00	\$23.11
3035-K	Precision Ocular Network	629	0.93%	04/01/20	04/30/27	\$1,000.00	\$12,000.00	\$19.08
				05/01/27	04/30/29	\$1,050.00	\$12,600.00	\$20.03
				05/01/29	04/30/30	\$1,100.00	\$13,200.00	\$20.99
3035- J&L	Reds of Fayetteville NC	3,263	4.84%	03/01/21	02/29/28	\$3,600.00	\$43,200.00	\$13.24
3035-M	Vacant	1,235	1.83%			\$2,058.33	\$24,699.96	\$20.00

Tenant Info				Lease Terms		Rent Summary			
BLDG/SUITE	TENANT NAME	SQ. FT.	% OF GLA	TERM		MONTHLY RENT	ANNUAL RENT	RENT/FT	
3035-N	HomeVariety LLC	2,970	4.40%	01/01/22	12/31/26	\$2,750.00	\$33,000.00	\$11.11	
3037-A	United Healthcare	2,393	3.55%	Months	1-12	\$4,985.42	\$59,825.00	\$25.00	
					13-24	\$5,134.98	\$61,619.76	\$25.75	
					25-36	\$5,288.53	\$63,462.36	\$26.52	
					37-48	\$5,448.06	\$65,376.72	\$27.32	
					49-60	\$5,611.59	\$67,339.08	\$28.14	
					<i>Options</i>	<i>Three (3), 3 Year</i>	<i>FMRV</i>		
Early Termination Option after 36th									
3037-B	Perruque Boutique LLC	1,404	2.08%	04/01/20	10/31/26	\$1,740.00	\$20,880.00	\$14.87	
					11/01/26	10/31/27	\$1,840.00	\$22,080.00	\$15.73
					11/01/27	10/31/28	\$1,940.00	\$23,280.00	\$16.58
3037-C	Vacant	2,996	4.44%			\$5,243.00	\$62,916.00	\$21.00	
3037-D	Vital Care	2,757	4.09%	02/01/22	08/31/26	\$4,135.50	\$49,626.00	\$18.00	
					09/01/26	08/31/27	\$4,261.86	\$51,142.32	\$18.55
				<i>Option</i>	<i>09/01/27</i>	<i>08/31/32</i>	<i>\$4,432.33</i>	<i>\$53,187.96</i>	<i>\$19.29</i>
3037-E	Vacant	1,890	2.80%			\$2,362.50	\$28,350.00	\$15.00	
3037-F Ste 1	Vacant	2,200	3.26%			\$3,850.00	\$46,200.00	\$21.00	
3037-F Ste 2	Special Security Patrol LLC	900	1.33%	05/01/26	04/30/27	\$1,875.00	\$22,500.00	\$25.00	
					05/01/27	04/30/28	\$1,950.00	\$23,400.00	\$26.00
					05/01/28	04/30/29	\$2,050.00	\$24,600.00	\$27.33

Tenant Info				Lease Terms		Rent Summary			
BLDG/SUITE	TENANT NAME	SQ. FT.	% OF GLA	TERM		MONTHLY RENT	ANNUAL RENT	RENT/FT	
3037-G	On Point Center	10,303	15.28%	09/01/23	08/31/26	\$5,000.00	\$60,000.00	\$5.82	
				09/01/26	08/31/27	\$5,800.00	\$69,600.00	\$6.76	
				09/01/27	08/31/28	\$6,300.00	\$75,600.00	\$7.34	
				09/01/28	08/31/29	\$6,500.00	\$78,000.00	\$7.57	
				09/01/29	08/31/30	\$6,800.00	\$81,600.00	\$7.92	
				09/01/30	08/31/31	\$7,000.00	\$84,000.00	\$8.15	
				09/01/31	08/31/32	\$7,300.00	\$87,600.00	\$8.50	
				09/01/32	08/31/33	\$7,500.00	\$90,000.00	\$8.74	
3039 (Ste 100/102)	Buzz Fit Boot Camp	3,410	5.06%	07/01/19	09/30/26	\$6,258.57	\$75,102.84	\$22.02	
				10/01/26	09/30/27	\$6,446.33	\$77,355.96	\$22.69	
3039 Ste 104	Republic Finance	1,595	2.36%	06/01/22	10/31/27	\$3,006.58	\$36,078.96	\$22.62	
				11/01/26	10/31/27	\$3,126.20	\$37,514.40	\$23.52	
				Option 1	11/01/27	10/31/32	FMRV		
				Option 2	11/01/32	10/31/37	FMRV		
				Early Termination Option					
3041 Ste 106	United Home Care Inc.	1,595	2.36%	05/01/24	07/31/26	\$2,924.17	\$35,090.04	\$22.00	
Termination Option									
3041 Ste 108	Pizza Hut	1,595	2.36%	12/01/22	12/31/28	\$2,658.00	\$31,896.00	\$20.00	
				Option 1	01/01/29	12/31/32	\$2,990.63	\$35,887.56	\$22.50
				Option 2	01/01/33	12/31/37	\$3,364.45	\$40,373.40	\$25.31
				Option 3	01/01/38	12/31/42	\$3,785.01	\$45,420.12	\$28.48

Tenant Info				Lease Terms		Rent Summary			
BLDG/SUITE	TENANT NAME	SQ. FT.	% OF GLA	TERM		MONTHLY RENT	ANNUAL RENT	RENT/FT	
3041 Ste 110	Jersey Mike's	1,815	2.69%	11/01/18	01/31/31	\$3,967.50	\$47,610.00	\$26.23	
				02/01/31	01/31/36	\$4,364.25	\$52,371.00	\$28.85	
				<i>Option 1</i>	<i>02/01/36</i>	<i>01/31/41</i>	<i>\$4,800.68</i>	<i>\$57,608.16</i>	<i>\$31.74</i>
				<i>Option 2</i>	<i>02/01/41</i>	<i>01/31/46</i>	<i>\$5,280.00</i>	<i>\$63,360.00</i>	<i>\$34.91</i>
				<i>Option 3</i>	<i>02/01/46</i>	<i>01/31/51</i>	<i>\$5,808.00</i>	<i>\$69,696.00</i>	<i>\$38.40</i>
3057	Simlo's Island Café	2,326	3.45%	04/01/22	12/31/26	\$4,200.00	\$50,400.00	\$21.67	
	Outparcel			01/01/27	12/31/27	\$4,400.00	\$52,800.00	\$22.70	
Tower	Crown Castle	0	0.00%	06/01/07	05/31/47	\$3,586.97	\$43,043.64	-	
	Cellular Tower								
		OCCUPIED	59,124	87.66%		TOTAL CURRENT	\$75,421.29	\$905,055.44	\$15.31
		VACANT	8,321	12.34%		TOTAL PROFORMA		\$162,165.96	\$19.49
		CURRENT TOTALS	67,445	100.00%					

LEGEND

Property Boundary

67,445 Rentable SF

11.06 Acres

3 Parcels

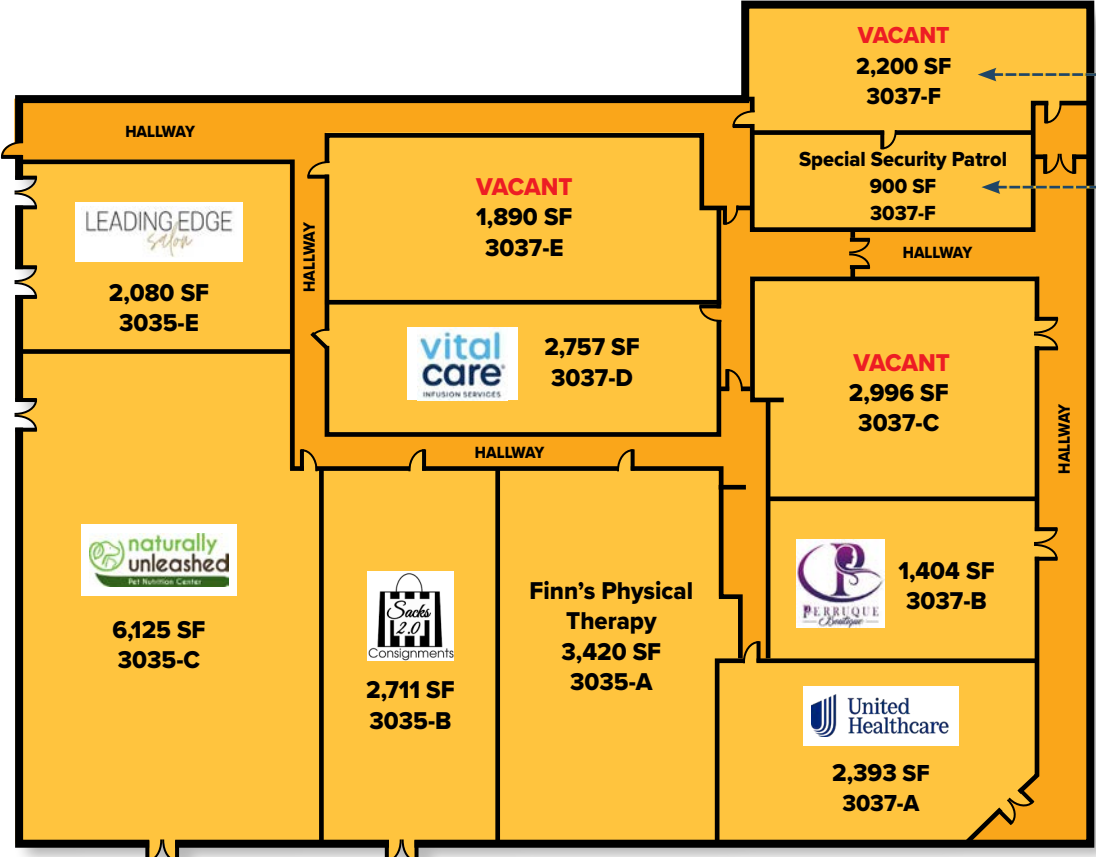
Egress





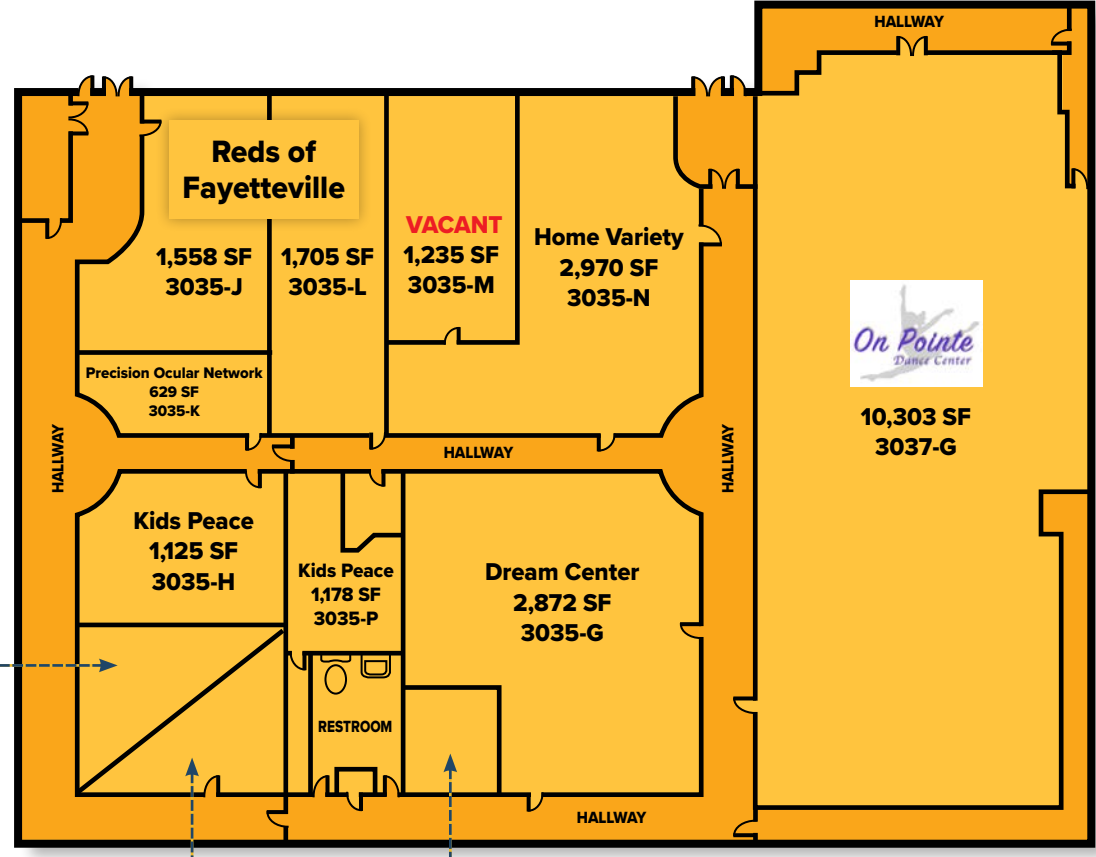
UPPER LEVEL

LOWER LEVEL



Ste #1

Ste #2



Ste #1

Ste #2

POTENTIAL QSR
DRIVE-THRU

PROPOSED
BUILDING
2,045 SF

PROPOSED
BUILDING
1,787 SF

NOT
A PART



Note: These are proposed development opportunities but not guaranteed by the broker or city planning department.

BUILDING B

BUILDING A

BUILDING A

POTENTIAL 5-10K SF BUILDINGS



BOONE TRAIL

OWEN DRIVE

NOT
A PART

BUILDING
B

BUILDING
A

2-STORY
10,000 SF

2-STORY
10,000 SF

2-STORY
10,000 SF

2-STORY
10,000 SF

2-STORY
10,000 SF

24' AISLE

24' AISLE

24' AISLE

Note: These are proposed development opportunities but not guaranteed by the broker or city planning department.

POTENTIAL 4-20K SF BUILDINGS



BOONE TRAIL

OWEN DRIVE

NOT
A PART

BUILDING
B

BUILDING
A

2-STORY
20,000 SF

2-STORY
20,000 SF

2-STORY
20,000 SF

**2
STORY**
20,000
SF

24' AISLE

24' AISLE

24' AISLE

Note: These are proposed development opportunities but not guaranteed by the broker or city planning department.

**DOWNTOWN
FAYETTEVILLE**
3.7 MILES



Located in
the thriving
Fayetteville
market

55,381

COMBINED VEHICLES
PER DAY ALONG OWEN
DRIVE & BOONE TRAIL

3.7 miles

TO DOWNTOWN
FAYETTEVILLE

10 miles

TO FORT BRAGG



**POTENTIAL
DEVELOPMENT OPTIONS**
SEE PAGES 12-14

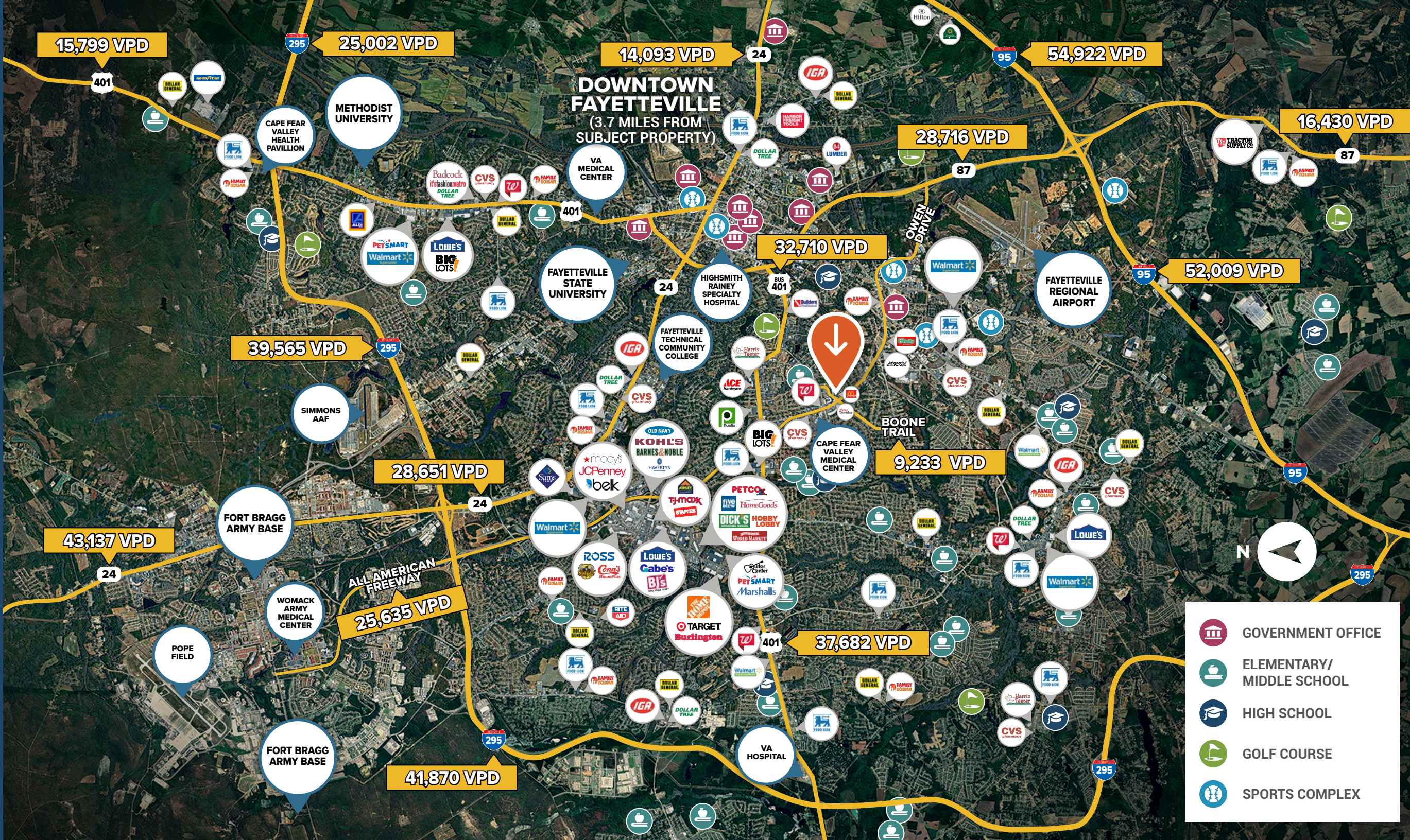
**CELL TOWER
INCLUDED**






45,674 VPD

9,707 VPD

**POTENTIAL QSR
OUTPARCEL**

SUBJECT PROPERTY



-  GOVERNMENT OFFICE
-  ELEMENTARY/ MIDDLE SCHOOL
-  HIGH SCHOOL
-  GOLF COURSE
-  SPORTS COMPLEX

Ring Radius Population Data

	3-MILES	5-MILES	10-MILES
2024	56,688	139,538	314,839
2029 Projection	56,733	139,650	316,252

Ring Radius Household Income Data

	3-MILES	5-MILES	10-MILES
Average	\$75,294	\$71,599	\$77,080
Median	\$54,714	\$53,183	\$58,990

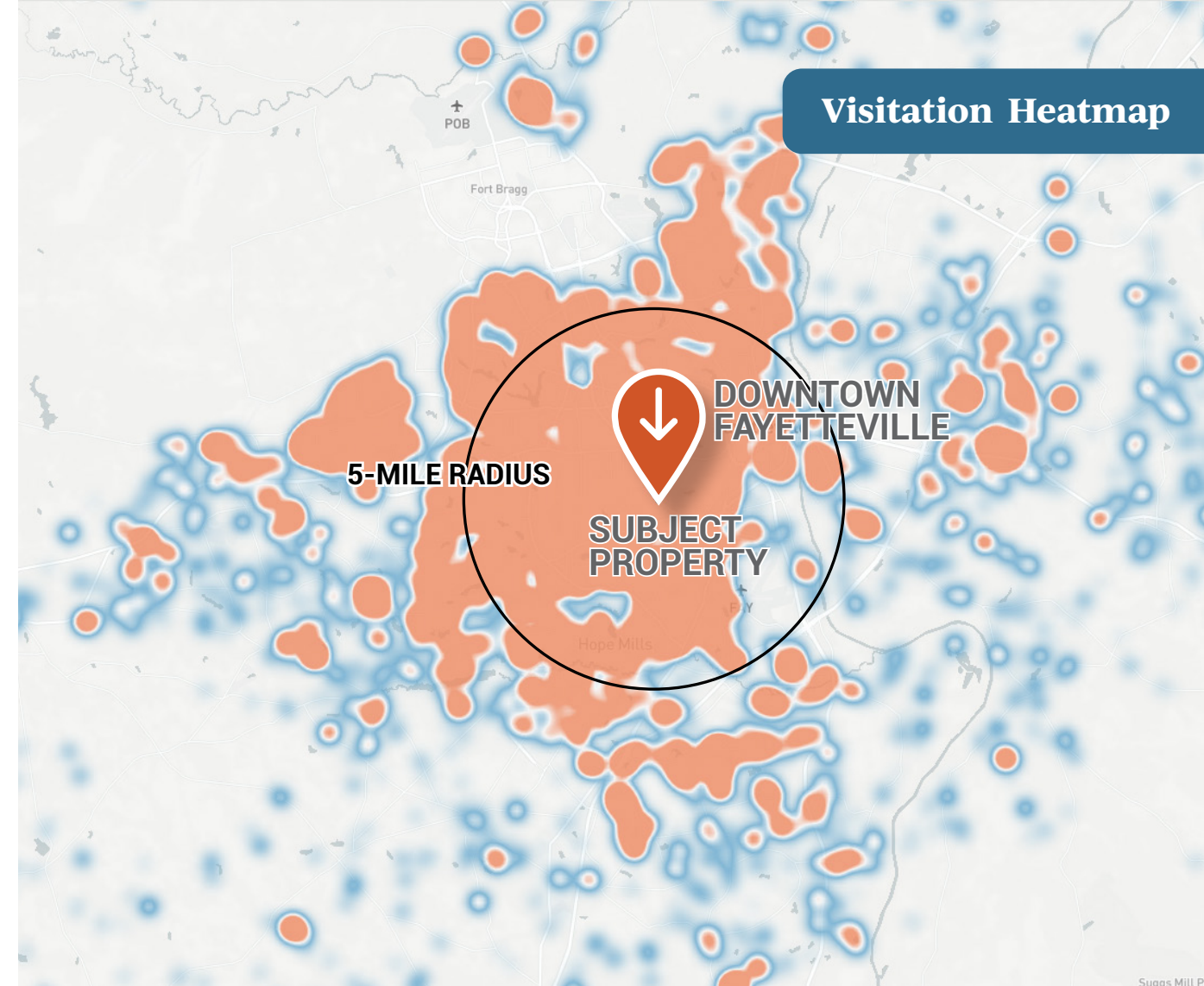
The Jersey Mike's in the Boone Trail Center is **ranked in the 94th percentile (top 6%) in North Carolina**, based on the number of visits in the last 12 months

318.5K Visits

OVER PAST 12 MONTHS AT THE SUBJECT PROPERTY

39 Minutes

AVERAGE DWELL TIME AT THE SUBJECT PROPERTY



Visitation Heatmap

The shading on the map above shows the **home location of people who visited the subject property over the past 12 months**. Orange shading represents the highest concentration of visits.

*Map and data on this page provided by Placer.ai. Placer.ai uses location data collected from mobile devices of consumers nationwide to model visitation and demographic trends at any physical location.

Suggs Mill P

Fayetteville, NC

A CITY OF HEROES AND HERITAGE



Historic City in North Carolina's Sandhills Region

- Fayetteville is the county seat of Cumberland County with an estimated population of 209,496 residents
- Situated in the Sandhills region of southeastern North Carolina
- The city is located adjacent to Interstate Highway 95, approximately 65 miles north of Raleigh, the state's capital, and roughly 90 miles inland from the Atlantic coast
- Originally settled in 1739, Fayetteville has played key roles during defining moments in America's history, which is reflected in nine designated historic districts across the city

Home to Fayetteville State University (FSU)

- Located in the heart of Fayetteville, FSU is a public regional university offering over 60 programs with over 6,000 students enrolled
- The university generates approximately \$169 million in total economic impact for local and regional communities

Military Presence and Economic Powerhouse

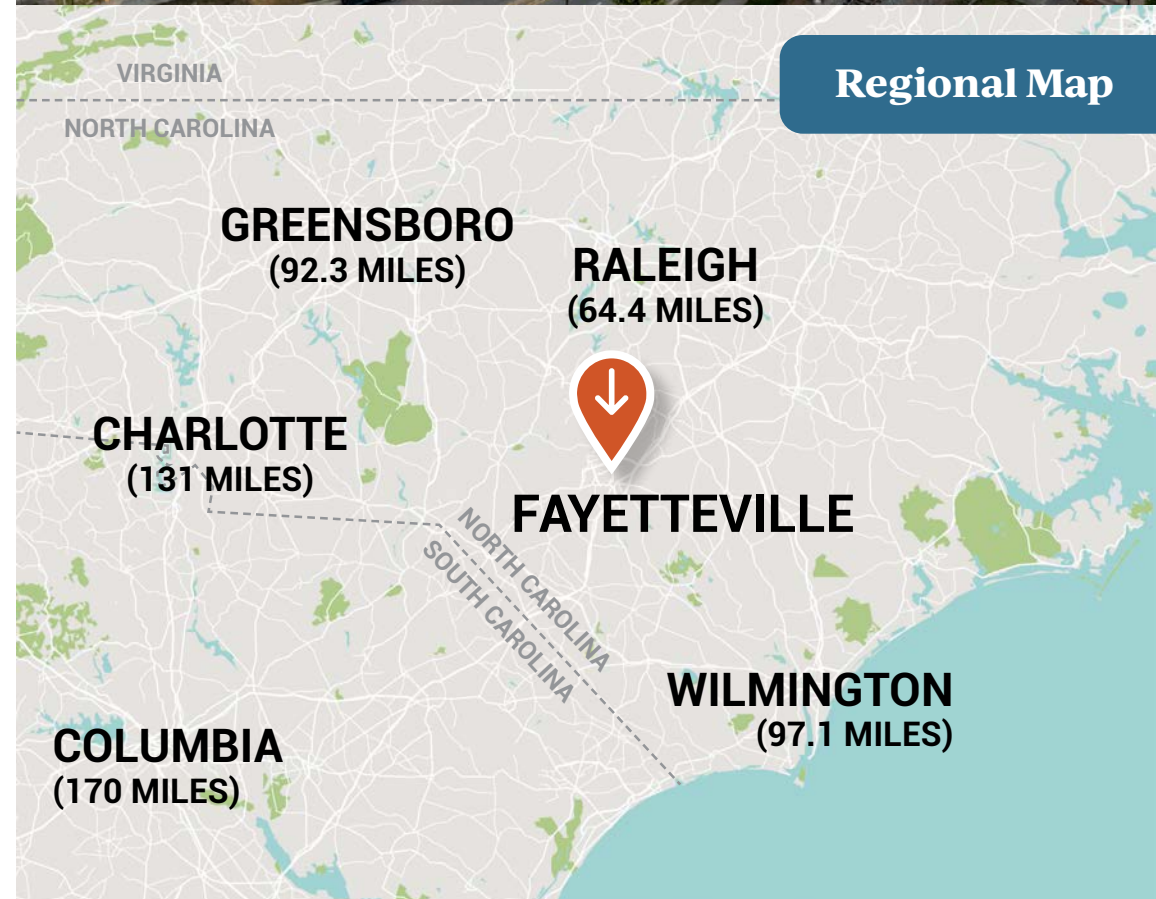
- The city is directly adjacent to Fort Bragg, one of the largest military installations in the world and Fayetteville's top employer
- Eight of the top ten American defense contractors have operations located in the area, including Lockheed Martin, Boeing, Northrop Grumman, General Dynamics, and L-3 Communications
- Fayetteville serves as the region's hub for shops, restaurants, services, lodging, health care and entertainment

393,812

FAYETTEVILLE MSA
ESTIMATED POPULATION

\$28.2 B

FAYETTEVILLE MSA GDP





Largest
military
base in the
world by
population

265,104

BASE SUPPORTED
POPULATION

\$8.8 Billion

ECONOMIC IMPACT TO THE
LOCAL ECONOMY

172,000

ACRES OF LAND

Fort Bragg by the Numbers

- Fort Bragg in North Carolina is one of the U.S. Army's largest installations in the world, spanning over 172,000 acres of land
- Fort Bragg has approximately 48,775 active-duty Soldiers and 3,597 reserve components and temporary duty students, 17,345 civilian employees and contractors and 70,109 active-duty family members
- The post supports a total population of roughly 265,104 including the military, their Families, Department of Army civilians, and contractors
- The military base has almost 10% of all army forces assigned to the installation

Home to the Airborne and Special Operations Forces

- Major Units include the XVIII Airborne Corps, the 82nd Airborne Division, the United States Special Operations Command (USASOC), United States Forces Command and Army Reserve Command (FORSCOM), and 1st Special Forces



[Learn More](#) 



SUBJECT PROPERTY



CELL TOWER INCLUDED

VALUE-ADD POTENTIAL WITH OUTPARCEL

Listing Team

JOE CACCAMO
jcaccamo@cppcre.com
PH: 415.274.7394
CA DRE# 01191110

LEA KUEHNHACKL
lea@cppcre.com
PH: 707.484.2284
CA DRE #01435080

SCOTT REID
PARASELL, INC.
scott@parasellinc.com
PH: 949.942.6585
NC LIC #316079

In Association with ParaSell, Inc.
PH: 949.942.6585
A Licensed North Carolina Broker
#C32060