

AVAILABLE




INDUSTRIAL PROPERTY
CRANE SERVED

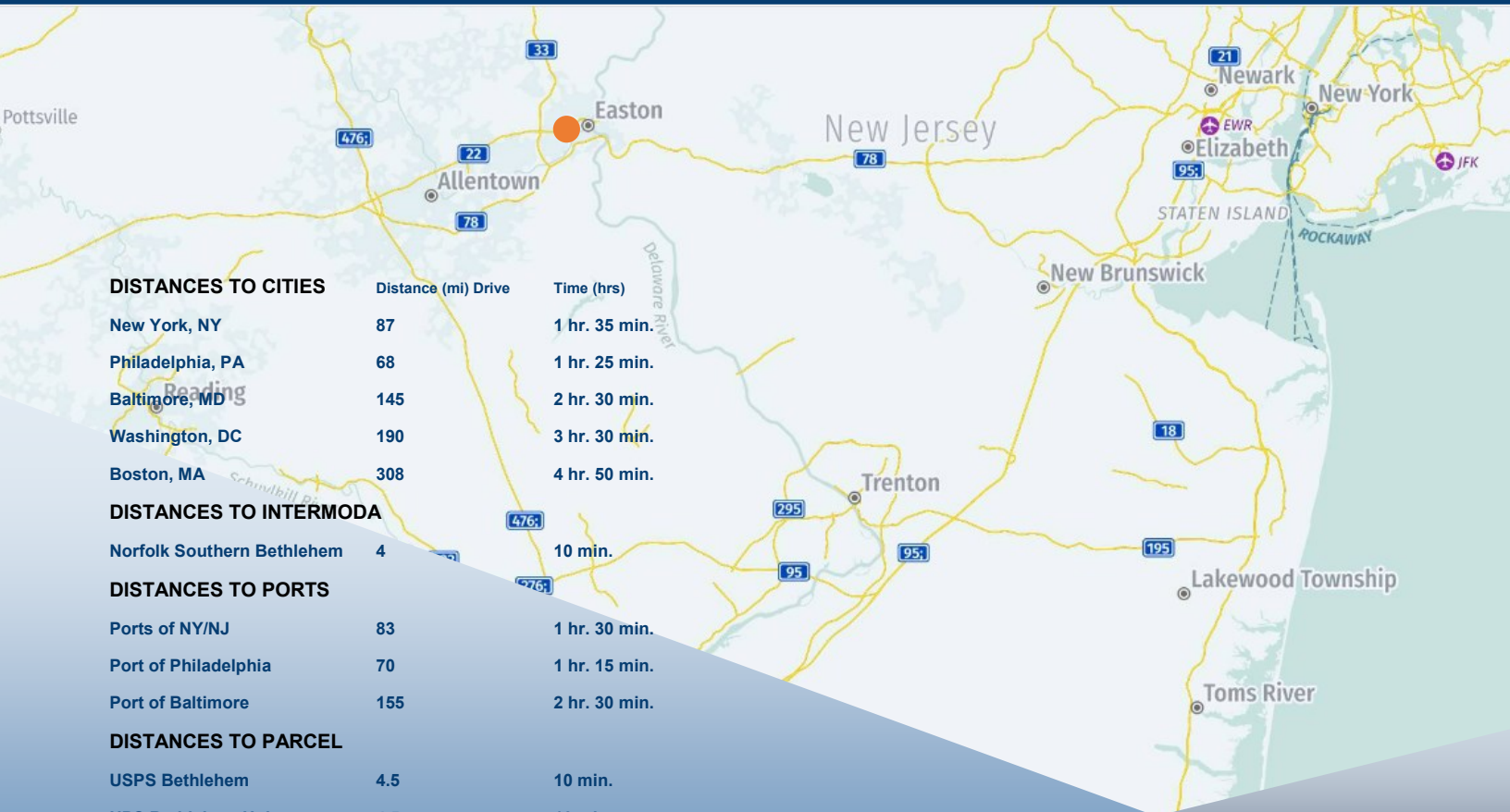
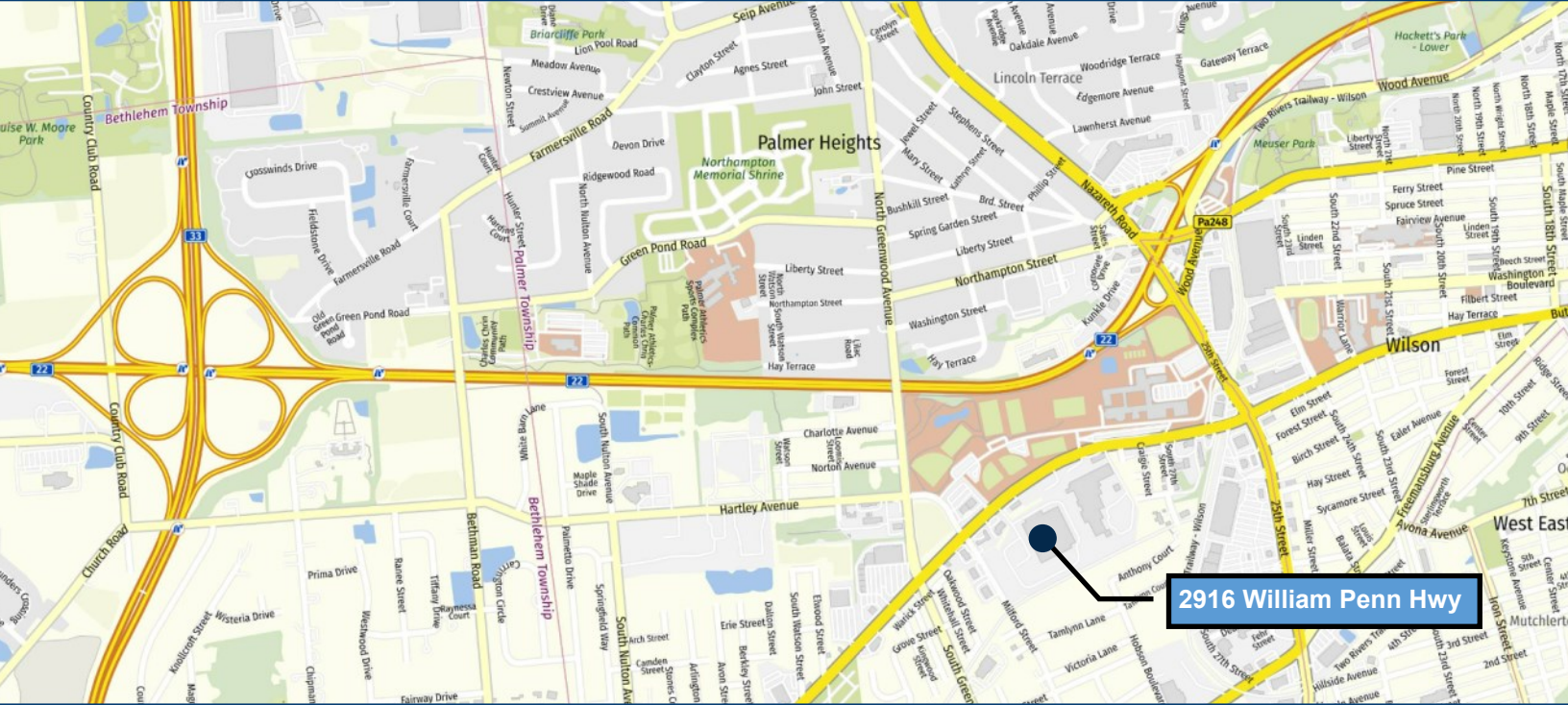
TOTAL	204,720 S.F.
AVAILABLE	80,000 S.F.
YEAR BUILT	1916
LOT SIZE	15.05 ACRES
LOADING	0 - TAILGATE LOADING DOCKS 5 - GROUND LEVEL DRIVE IN DOOR
UTILITIES	PUBLIC - WATER SEWER NATURAL GAS
POWER	3-PHASE 2000 AMPS 480 VOLTS
HEIGHT	26' & 20' UNDER THE HOOK
CRANE	2 - 20 TON 2 - 10 TON
ACCESS	1 MILES TO US-22
MUNICIPALITY	PALMER TOWNSHIP NORTHAMPTON COUNTY



COLUMN SPACING - 3 BAYS - 60 X 400
OFFICE / BATHROOMS / LOCKER ROOMS
OUTSIDE STORAGE PERMITTED



THIS DOCUMENT IS A MARKETING PIECE AND SHALL NOT BE DEEMED TO BE AN OFFER TO SELL OR LEASE, NOR IS IT INTENDED TO EMPLOY ANY OUTSIDE BROKER WITHOUT SUCH BROKER ENTERING INTO A WRITTEN BROKERAGE COMMISSION AGREEMENT ACCEPTABLE TO THE OWNER OR LESSOR AND ITS COUNSEL. ALTHOUGH ALL INFORMATION FURNISHED REGARDING PROPERTY FOR SALE, RENTAL OR FINANCING IS FROM SOURCES DEEMED RELIABLE, SUCH INFORMATION HAS NOT BEEN VERIFIED AND NO EXPRESS REPRESENTATION IS MADE NOR IS ANY TO BE IMPLIED AS TO THE ACCURACY THEREOF AND IT IS SUBMITTED SUBJECT TO ERRORS, OMISSIONS, CHANGE IN PRICE OR OTHER CONDITIONS, PRIOR SALE, LEASE, OR FINANCING OR WITHDRAWAL WITHOUT NOTICE.



2916 William Penn Hwy

DISTANCES TO CITIES

	Distance (mi) Drive	Time (hrs)
New York, NY	87	1 hr. 35 min.
Philadelphia, PA	68	1 hr. 25 min.
Baltimore, MD	145	2 hr. 30 min.
Washington, DC	190	3 hr. 30 min.
Boston, MA	308	4 hr. 50 min.

DISTANCES TO INTERMODA

Norfolk Southern Bethlehem	4	10 min.
----------------------------	---	---------

DISTANCES TO PORTS

Ports of NY/NJ	83	1 hr. 30 min.
Port of Philadelphia	70	1 hr. 15 min.
Port of Baltimore	155	2 hr. 30 min.

DISTANCES TO PARCEL

USPS Bethlehem	4.5	10 min.
UPS Bethlehem Hub	4.5	10 min.
FedEx Ground Northampton	4.8	12 min.

NORTHAMPTON & LEHIGH COUNTIES - LABOR STATISTICS

TIME PERIOD	LABOR FORCE	EMPLOYED	UNEMPLOYED	RATE %
LEHIGH COUNTY 1st Quarter 2023	198,100	180,279	8,100	4.1
NORTHAMPTON COUNTY 1st Quarter 2023	164,400	157,900	6,500	3.9

SOURCE: Center for Workforce Information & Analysis (CWIA), Pennsylvania Department of Labor & Industry.

<https://www.workstats.dli.pa.gov/Documents/County%20Profiles/Northampton%20County.pdf>

<https://www.workstats.dli.pa.gov/Documents/County%20Profiles/Lehigh%20County.pdf>

A Partial List of Our Past Customers Include

Liberty Property Trust, Prologis
 United Rental, Inc.
 All Weather Insulated Panels Inc
 Peirce-Phelps, Inc
 B. Braun, Inc.
 Lehigh Valley Plastics
 General Mills, Inc.
 Foley/Caterpillar
 Torc-up, Inc.
 Eupen, Inc.,
 St. Luke's Physician Group
 Innovative Office Products
 Faulkner Cadillac
 AFC Industries
 Genus Lifesciences Inc

J.G. Petrucci Company Inc
 All Phase Electric, Inc (CED)
 Werner Trucking, Inc
 Phillips Feed, Inc.
 Northwood Paper Company
 Innovative Office Products
 Straight Arrow
 Verizon Wireless,
 Aramark Uniform
 United States Postal Service
 Penske Truck Leasing, Eastern
 Mack Trucks
 Allentech, Inc.
 Royal Industries
 Structural Services, Inc,

Innovative Control Systems
 Air-Products & Chemicals
 Victaulic Corporation of America
 Meyer Power Systems
 American Atelier, Inc.
 Bennett Organization
 Spartan Brands
 American Architectural Metal Mfg Inc,
 Virginia Gutter
 Bell & Howell
 Bio Spectra
 Fluortek
 Terrafina
 Flexicon Corporation
 American Tube Corporation