



FOR LEASE

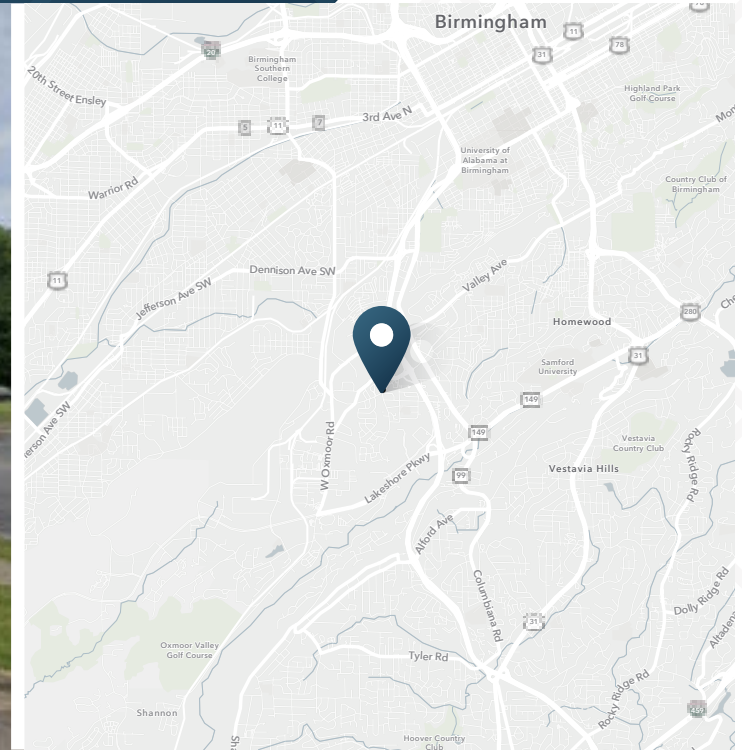
4,500 SF Restaurant Space in Homewood, AL

162 Oxmoor Road | Homewood, AL 35209



4,500 SF Restaurant Space in Homewood, AL

162 Oxmoor Road | Homewood, AL 35209



FOR LEASE

4,500 SF
Available

ABOUT THE PROPERTY

- Second Generation Restaurant Space with Patio
- Highly visible on Oxmoor Road and adjacent to Shades Valley Community Church
- 10 employee parking passes included in the adjacent lot
- Additional customer parking spaces can be available

DEMOGRAPHICS

	3 Miles	5 Miles	7 Miles
Population	75,367	183,405	303,490
Average HH Income	\$100,749	\$104,613	\$108,434
Total Businesses	4,036	11,730	16,928
Total Daytime Population	83,715	287,462	414,213

Year: 2024 | Source: Esri

CONTACT

Lyndsy Yim, CCIM

SRS Real Estate Partners

205.238.6086 | lyndsy.yim@srsre.com

Abra Barnes, CCIM

Barnes & Associates, REALTORS

205.222.9759 | abrabarnes@bellsouth.net

NEARBY RETAILERS



TRAFFIC COUNTS

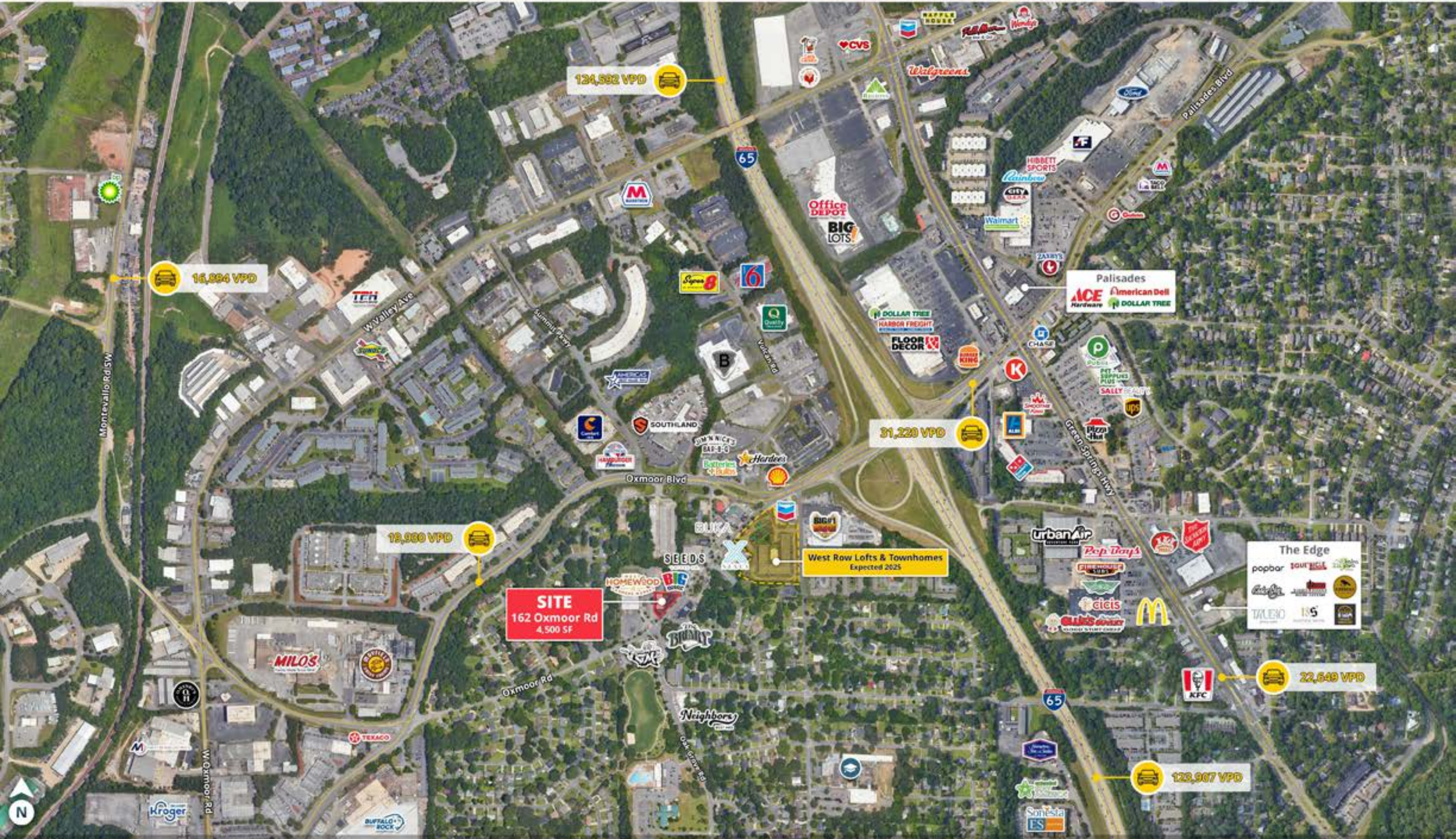
Oxmoor Boulevard, W of Site	19,930 VPD
Oxmoor Road, NE of Site	31,220 VPD
I-65, N of Site	124,592 VPD
I-65, SE of Site	123,907 VPD

Year: 2023 | Source: ALDOT

4,500 SF Restaurant Space in Homewood, AL

162 Oxmoor Road | Homewood, AL 35209





4,500 SF Restaurant Space in Homewood, AL

162 Oxmoor Road | Homewood, AL 35209



DEMOGRAPHIC HIGHLIGHTS

3 MILES

75,367
Population

83,715
Total Daytime
Population

\$100,749
Average Household
Income

32,450
Total
Households

5 MILES

183,405
Population

287,462
Total Daytime
Population

\$104,613
Average Household
Income

78,601
Total
Households

7 MILES

303,490
Population

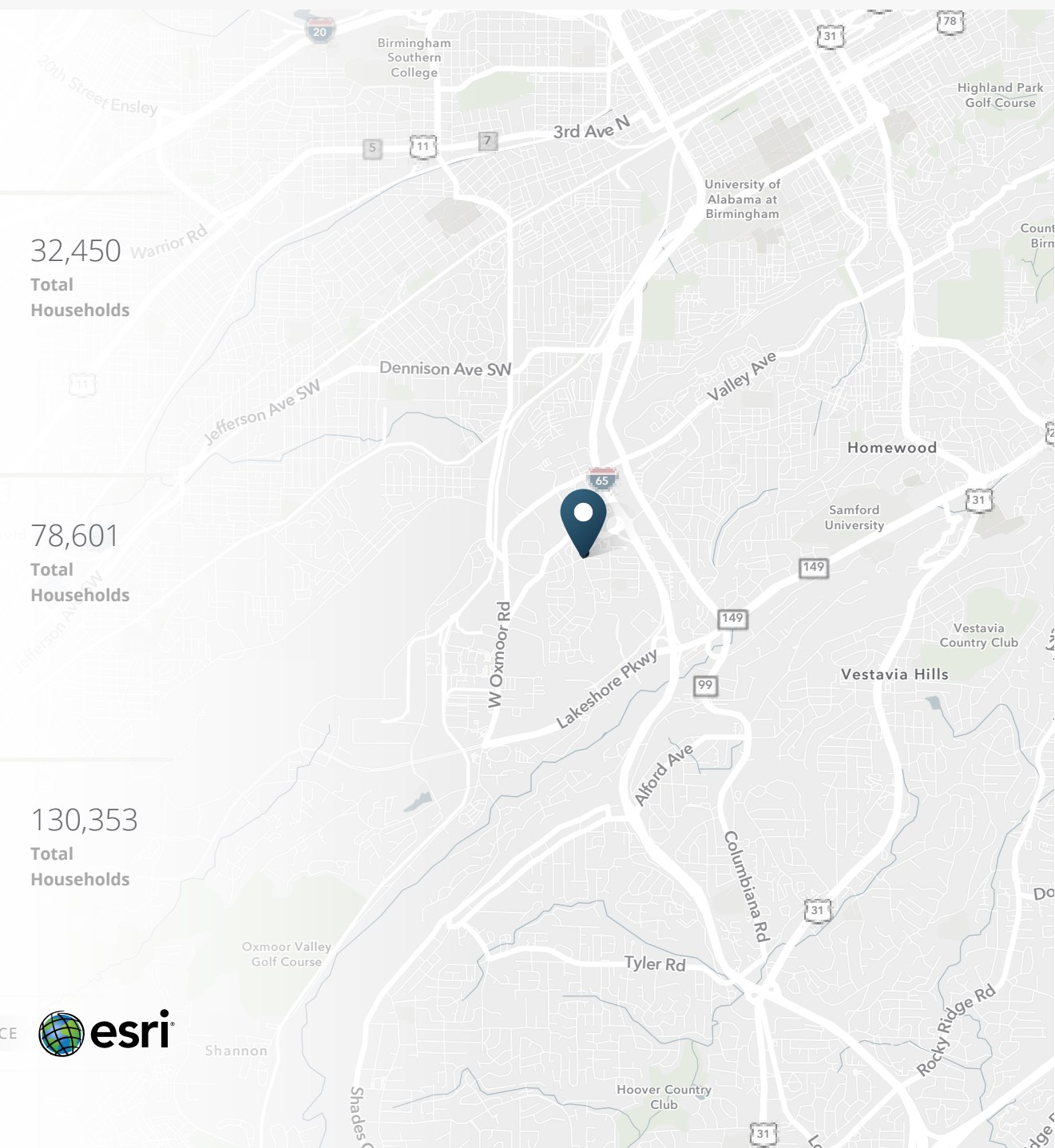
414,213
Total Daytime
Population

\$108,434
Average Household
Income

130,353
Total
Households

> **Want more?** Contact us for a complete demographic, foot-traffic, and mobile data insights report.

SOURCE



TARGET MARKET SUMMARY

Former Restaurant

Ring of 7 miles

KEY FACTS

303K

2024 Total
Population

414K

Total Daytime
Population

0.09%

Population
Annual Growth
Rate

36.9

Median Age

\$62K

2024 Median
Household Income

\$77K

Average
Disposable
Income

44K

Population 12
Years & Younger

159K

Female
Population

This infographic contains data provided by Esri, Esri and Bureau of Labor Statistics, Esri and GfK MRI. The vintage of the data is 2024, 2029.

© 2024 Esri

ANNUAL ENTERTAINMENT SPENDING

\$504,521K

2024
Entertainment/Rec

\$101M

Entertainment/
Recreation Fees &
Admissions

\$5M

Tickets to Parks or
Museums

Tapestry segments




12D

Modest Income
Homes

22,051 households

16.9%
of Households




12A

Family Foundations

15,318 households

11.8%
of Households



11B

Young and Restless

15,170 households

11.6%
of Households





SRS Real Estate Partners

304 20th Street South

Birmingham, AL 35233

205.259.2195



Barnes & Associates, REALTORS

4322 3rd Avenue South

Birmingham, AL 35222

205.222.9759

Lyndsy Yim, CCIM

First Vice President

SRS Real Estate Partners

205.238.6086

lyndsy.yim@srsre.com

Abra Barnes, CCIM

President/Qualifying Broker

Barnes & Associates, REALTORS

205.222.9759

abrabarnes@bellsouth.net

SRSRE.COM

© 2024 SRS Real Estate Partners LLC. All Rights Reserved.

The information presented was obtained from sources deemed reliable;
however SRS Real Estate Partners does not guarantee its completeness or accuracy.