© COPYRIGHT 2024 ALLIANCE ARCHITECTS, INC.

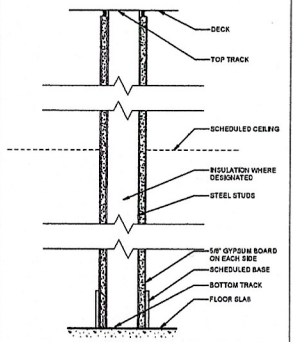

INSULATION TYPE:	R-VALUE:	TYPE:
CAVITY INSULATION		
FIRE RATING	UL LISTING	
NON RATED	N/A	
1 HOUR	U465 or U419	

TYPE C

1. SYMBOL DESCRIPTION

(A--) 1st CHARACTER INDICATES PARTITION TYPE.

(-2-) 3rd CHARACTER INDICATES STRUCTURAL ELEMENT THICKNESS.

CHARACTER	STUD SIZE
1	1-5/8"
2	2-1/2"
3	3-5/8"
4	4"
6	6"
8	8"
V	10"
2	12"

(--1-) 3rd CHARACTER INDICATES FIRE RATING IN HOURS.

(---T) 4th CHARACTER INDICATES INSULATION TYPE.
T = THERMAL
A = ACOUSTICAL INSULATION
J = NONE

2. "LINE OF STRUCTURE" OR "DECK" INDICATED IS DIAGRAMATIC ONLY.

3. SEALANT/FIRE STOPPING:
A. FIRE RESISTANT RATED PARTITIONS SHALL USE FIRE STOPPING.
B. PARTITIONS WITH ACOUSTICAL ATTENUATION BLANKETS SHALL USE ACOUSTICAL SEALANT AND FLOOR TRACKS SHALL BE SET IN A FULL BED OF MASTIC.
C. PARTITIONS WITH THERMAL INSULATION SHALL USE SPECIFIED SEALANT.
D. ALL OTHER PARTITIONS DO NOT REQUIRE SEALANT.

4. REFER TO SPECIFICATIONS FOR CRITERIA REGARDING ALLOWABLE DEFLECTION AND THE RESULTING REQUIRED STEEL GAUGE AND STUD SPACING. ADJUST STUD SIZES IF NECESSARY TO COMPLY WITH CRITERIA.

5. FIRE AND/OR SMOKE BARRIER PARTITIONS SHALL EXTEND AND SEAL TO INSIDE FACE OF EXTERIOR SHEATHING, CONCRETE OR CMU, INCLUDING EXTENSIONS THROUGH SOFFITS.

6. EACH PARTITION SHOWN ON THE DRAWINGS REQUIRED TO HAVE A FIRE AND/OR SMOKE RESISTANT RATING SHALL BE IDENTIFIED AS SUCH WITH A LABEL ABOVE THE CEILING ON EACH SEGMENT OF THE WALL AND 6'-0" O.C. MAX. EACH SIDE.

7. SOME PARTITIONS SHOWN HERE MAY NOT BE USED. REFER TO FLOOR PLANS FOR PARTITION TYPE DESIGNATIONS.

8. PARTITIONS SCHEDULED TO RECEIVE CERAMIC OR PORCELAIN TILE, INSTALL 5/8" WATER RESISTANT GYPSUM BOARD IN LIEU OF STANDARD GYPSUM BOARD. RE: SPEC SECTION 092900

9. RIGID INSULATION CANNOT BE EXPOSED AND MUST BE COVERED WITH 5/8" GYPSUM BOARD.

PARTITION TYPES

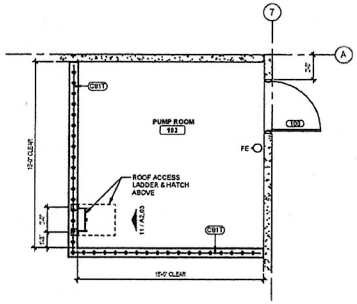

2 ENLARGED PUMP ROOM
Scale: 1/4" = 1'-0"

FLOOR PLAN LEGEND

- EXIST. TO REMAIN
- NEW CONSTRUCTION
- XXXX PARTITION TYPE SYMBOL
- F.E.C. RECESSED FIRE EXTINGUISHER CABINET
- F.E.C. SURFACE MOUNTED FIRE EXTINGUISHER CABINET
- F.E.C. BRACKET MOUNTED FIRE EXTINGUISHER
- CR CARD READER
- 60" CLEAR FLOOR SPACE
- 30" x 48" CLEAR FLOOR SPACE
- EQUIPMENT & ACCESSORY TAG
- WINDOW TAG
- 1-HOUR FIRE BARRIER
- 2-HOUR FIRE BARRIER
- 3-HOUR FIRE BARRIER
- SMOKE BARRIER

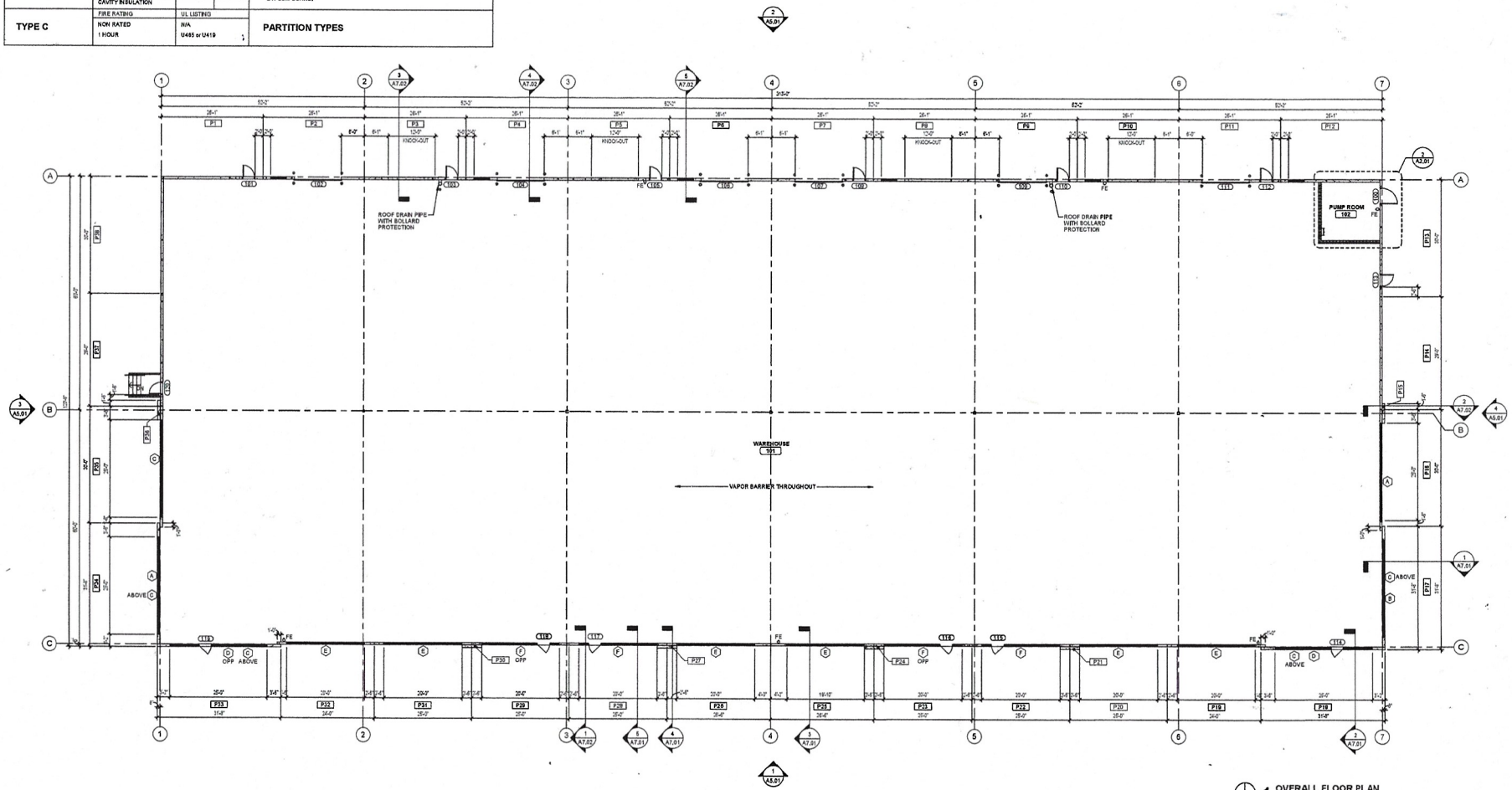

1 OVERALL FLOOR PLAN
Scale: 3/32" = 1'-0"

ALLIANCE ARCHITECTS
1528 W. Cliff Blvd., Suite 100 Richardson, Texas 75080
(972) 234-6625 www.alliancearch.com
REGISTERED ARCHITECT STATE OF TEXAS
04/16/24

LONGBOW COMPANIES
FRISCO URBAN FLEX CENTER
FRISCO, TX

FLOOR PLAN

DRAWING RECORD

DATE	DESCRIPTION
03/08/24	BID SET
04/13/24	PERMIT SET

A2.01

PROJECT NO.: 2023194

4/16/2024 1:35:08 PM C:\Users\rebecca\Documents\2023194 FRISCO URBAN FLEX CENTER R24_Rebecca_AA.rvt