



# 114-20 ROCKAWAY BLVD, SOUTH OZONE PARK

114-20 Rockaway blvd.  
south ozone park, NY 11420

OFFERING MEMORANDUM



# EXCLUSIVELY PRESENTED BY:



AVNISH KUMAR  
R.E. Broker  
Mobile: 9179579969  
raj@visionrealestateny.com  
License #: 10491209469

114-20 ROCKAWAY BLVD, SOUTH OZONE PARK

114-20 ROCKAWAY BLVD.  
SOUTH OZONE PARK, NY 11420

VISION REAL ESTATE NY llc  
650 South Broadway  
Hicksville, NY 11801  
Office: 718-480-1231  
[www.visionrealestateny.com](http://www.visionrealestateny.com)



## PROPERTY SUMMARY

Offering Price	\$1,369,000.00
Building SqFt	3,589 SqFt
Parcel ID	11706-0039
Zoning Type	VACANT LAND
County	Queens
Frontage	25.00 Ft
Coordinates	40.676629,-73.824030

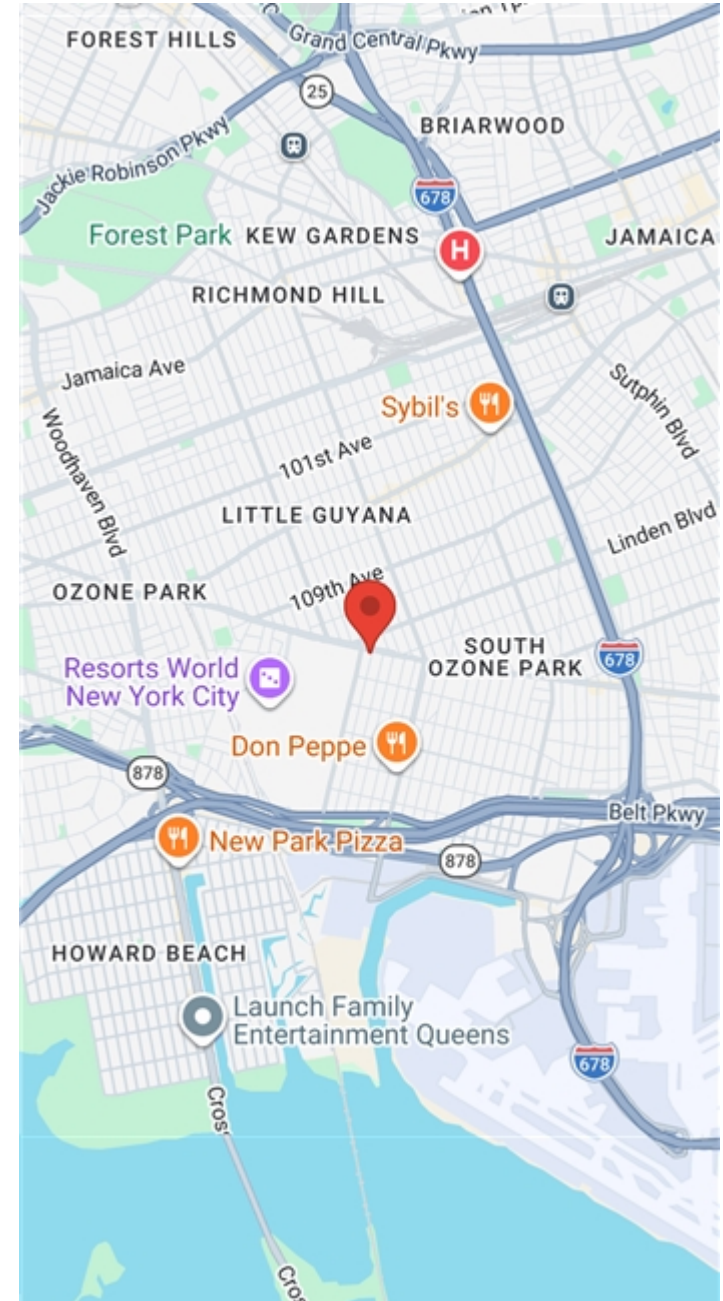
## INVESTMENT SUMMARY

[Vision Real Estate](#) is pleased to present the exclusive listing for Brick Mixed use Corner investment or End-user located at 114-20 Rockaway Blvd., South Ozone Park, NY 11420. Built in 1931 , This property is comprised of 3589 square feet of building space between 1st 7 2nd floor and sits on roughly 2600sqft.



# INVESTMENT HIGHLIGHTS

- High-performing intersection with excellent visibility.
- Property is strategically located in the South ozone Park with direct frontage on Rockaway Blvd The opportunity is being offered for \$1,459,000.00.
- Very close to Major Highway, Airport & Casino.





## LOCATION HIGHLIGHTS

- Excellent Visibility from Rockaway Blvd and Surrounding Businesses.
- Located on Rockaway Blvd, a major thoroughfare and premier location in the submarket.
- One of the strongest and most desirable retail trade areas within South Ozone Park.

# RENT ROLL

Unit	Tenant	Size (SF)	Rent / SF	Annual Base Rent	Lease Type	Lease Start	Lease End	Notes
1st floor	Therapist	2,200	\$46.36	\$102,000.00	MG	12/01/2022	02/28/2027	
2nd Front		700	\$25.71	\$18,000.00				Tenant pays for cooking and electric
2nd fl Rear		700	\$36.00	\$25,200.00				
	Total Occupied	3600		\$145,200.00				
	Total	3600		\$145,200.00				

# OVERVIEW & ASSUMPTIONS

## Pricing Summary

Pricing	\$1,369,000.00
Price PSF	\$380.28
In Place NOI	\$102,579.00
In Place Cap Rate	7.49%
Year 1 NOI	\$102,579.00
Year 1 Cap Rate	7.49%

## General Information


Analysis Period	1
Analysis Start Date	02/11/2026

## Expense Breakdown

General Expenses	
electric	\$680.00
Gas/ heating	\$3,800.00
water	\$2,345.00
Total General Expenses	\$6,825.00
Property Insurance	\$3,800.00
Property Tax	\$31,996.00
Total Expenses	\$42,621.00

# CASH FLOW PROJECTIONS

	In Place	Year 1
<b>POTENTIAL GROSS REVENUE</b>		
BASE RENTAL REVENUE	\$145,200.00	\$145,200.00
SCHEDULED BASE RENTAL REVENUE	\$145,200.00	\$145,200.00
TOTAL POTENTIAL GROSS REVENUE	\$145,200.00	\$145,200.00
EFFECTIVE GROSS REVENUE	\$145,200.00	\$145,200.00
<b>OPERATING EXPENSES</b>		
PROPERTY TAX	\$31,996.00	\$31,996.00
INSURANCE	\$3,800.00	\$3,800.00
GENERAL EXPENSES	\$6,825.00	\$6,825.00
TOTAL OPERATING EXPENSES	\$42,621.00	\$42,621.00
NET OPERATING INCOME	\$102,579.00	\$102,579.00
CAP RATE	7.49%	7.49%





QUEENSBORO PHYSICAL THERAPY  
718/845-4616

QUEENSBORO  
PROFESSIONAL  
BUILDING

QUEENSBORO PHYSICAL THERAPY  
718/845-4616

QUEENSBORO  
PROFESSIONAL  
BUILDING

PHYSICAL THERAPY  
CHIROCHIROPACTOR  
CHIROPACTOR  
PHYSICIAN ASSISTANT  
PHYSIOLOGICAL THERAPY  
MUSCLE THERAPY  
WELLNESS THERAPY

11

4



# DEMOGRAPHICS

POPULATION	1 MILE	3 MILE	5 MILE
2000 Population	86,586	547,231	1,412,163
2010 Population	83,488	557,146	1,428,768
2025 Population	83,889	598,048	1,521,512
2030 Population	82,442	596,769	1,510,540
2025-2030 Growth Rate	-0.35 %	-0.04 %	-0.14 %
2025 Daytime Population	59,712	485,472	1,237,577

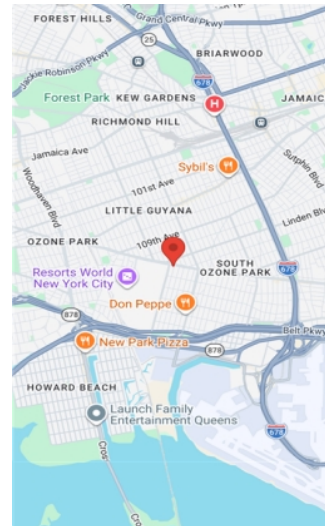
2025 HOUSEHOLD INCOME	1 MILE	3 MILE	5 MILE
less than \$15000	1,843	20,202	59,563
\$15000-24999	1,248	10,499	32,735
\$25000-34999	1,145	13,059	33,085
\$35000-49999	2,330	19,402	50,217
\$50000-74999	3,410	29,136	75,303
\$75000-99999	2,980	23,954	62,547
\$100000-149999	5,420	34,909	91,144
\$150000-199999	3,426	20,639	54,775
\$200000 or greater	3,780	26,151	68,243
Median HH Income	\$ 98,248	\$ 80,684	\$ 79,131
Average HH Income	\$ 121,743	\$ 109,559	\$ 106,748



HOUSEHOLDS	1 MILE	3 MILE	5 MILE
2000 Total Households	25,169	178,399	480,239
2010 Total Households	24,147	180,413	486,328
2025 Total Households	25,582	197,958	527,655
2030 Total Households	25,442	199,910	529,699
2025 Average Household Size	3.26	2.98	2.83
2025 Owner Occupied Housing	13,551	82,776	209,417
2030 Owner Occupied Housing	13,618	83,908	211,995
2025 Renter Occupied Housing	12,031	115,182	318,238
2030 Renter Occupied Housing	11,824	116,002	317,705
2025 Vacant Housing	1,337	12,805	33,775
2025 Total Housing	26,919	210,763	561,430



# ABOUT SOUTH OZONE PARK



CITY OF SOUTH OZONE PARK

AREA

POPULATION

# CONFIDENTIALITY STATEMENT

The information contained in the following offering memorandum is proprietary and strictly confidential. It is intended to be reviewed only by the party receiving it from VISION REAL ESTATE NY LLC and it should not be made available to any other person or entity without the written consent of VISION REAL ESTATE NY LLC.

By taking possession of and reviewing the information contained herein the recipient agrees to hold and treat all such information in the strictest confidence. The recipient further agrees that recipient will not photocopy or duplicate any part of the offering memorandum. If you have no interest in the subject property, please promptly return this offering memorandum to VISION REAL ESTATE NY LLC. This offering memorandum has been prepared to provide summary, unverified financial and physical information to prospective purchasers, and to establish only a preliminary level of interest in the subject property. The information contained herein is not a substitute for a thorough due diligence investigation. VISION REAL ESTATE NY LLC has not made any investigation, and makes no warranty or representation with respect to the income or expenses for the subject property, the future projected financial performance of the property, the size and square footage of the property and improvements, the presence of absence of contaminating substances, PCBs or asbestos, the compliance with local, state and federal regulations, the physical condition of the improvements thereon, or financial condition or business prospects of any tenant, or any tenant's plans or intentions to continue its occupancy of the subject property. The information contained in this offering memorandum has been obtained from sources we believe reliable; however, VISION REAL ESTATE NY LLC has not verified, and will not verify, any of the information contained herein, nor has VISION REAL ESTATE NY LLC conducted any investigation regarding these matters and makes no warranty or representation whatsoever regarding the accuracy or completeness of the information provided. All potential buyers must take appropriate measures to verify all of the information set forth herein. Prospective buyers shall be responsible for their costs and expenses of investigating the subject property.

PROPERTY SHOWINGS ARE BY APPOINTMENT ONLY.  
PLEASE CONTACT THE VISION REAL ESTATE NY LLC ADVISOR  
FOR MORE DETAILS.

# EXCLUSIVELY PRESENTED BY:

**AVNISH KUMAR**

R.E.Broker

Mobile: 9179579969

raj@visionrealestateny.com

License #: 10491209469

VISION REAL ESTATE NY LLC  
650 South Broadway  
Hicksville, NY 11801  
Office: 718-480-1231  
[www.visionrealestateny.com](http://www.visionrealestateny.com)